



South Carolina
Department of Transportation

Request for Proposals

Final with Addendum 9



CAROLINA
CROSSROADS

Carolina Crossroads Phase 3 –
I-20/26/126 System
Interchanges
Design-Build Project
Project ID P039720

Richland & Lexington Counties
February 15, 2023

Addendum 1 – March 6, 2023

Addendum 2 – March 17, 2023

Addendum 3 – March 31, 2023

Addendum 4 – May 3, 2023

Addendum 5 – May 23, 2023

Addendum 6 – June 8, 2023

Addendum 7 – July 26, 2023

Addendum 8 – August 15, 2023

Addendum 9 – August 25, 2023

Carolina Crossroads Phase 3 – I-20/26/126 System Interchanges

Richland & Lexington Counties, South Carolina

A Design-Build Project

Project ID P039720

REQUEST FOR PROPOSALS (RFP) INDEX

Request for Proposals Instructions

Agreement and Exhibits

Technical Provisions

TP-100	General Provisions
TP-110	Project Management
TP-111	Third-Party Agreements
TP-120	Safety
TP-130	Public Involvement
TP-140	Utilities
TP-150	Railroad
TP-160	Environmental
TP-200	Roadway
TP-400	Pavement
TP-600	Maintenance of Traffic
TP-625	Pavement Markings
TP-650	Signing
TP-675	Traffic Signals
TP-680	Traffic Operations
TP-685	Work Zone Intelligent Transportation Systems (WZITS)
TP-690	Lighting
TP-700	Structures
TP-711	Geotechnical
TP-714	Hydraulics
TP-809	Right-of-Way
TP-900	Sustainability
TP-1000	Special Provisions and Contract Requirements

Technical Provisions Attachments

**REQUEST FOR PROPOSALS
INSTRUCTIONS**

TABLE OF CONTENTS

1. PURPOSE OF REQUEST FOR PROPOSALS	1
2. PROJECT OVERVIEW.....	1
2.1 PROJECT DESCRIPTION	1
2.2 PROJECT GOALS	1
2.3 PROJECT INFORMATION.....	2
2.4 SCDOT POINT OF CONTACT.....	2
2.5 RFP COMMITTAL	3
2.6 NEPA DOCUMENT/PERMIT	3
2.7 INTERCHANGE MODIFICATION REPORT	3
2.8 SCHEDULE	4
2.9 PROGRAMMED PROJECT FUNDING	4
3. GENERAL INSTRUCTIONS.....	4
3.1 DESIGN-BUILD SELECTION METHOD	4
3.2 RFP FOR INDUSTRY REVIEW	5
3.3 NON-CONFIDENTIAL QUESTIONS, CLARIFICATIONS, AND OPEN-FORUM MEETING	5
3.4 FINAL RFP.....	6
3.5 CONFIDENTIAL RISK REGISTER AND CONCEPTUAL ATC MEETINGS	6
3.6 ADDITIONAL NON-CONFIDENTIAL QUESTIONS, CLARIFICATIONS AND OPEN-FORUM MEETINGS.....	6
3.7 CONFIDENTIAL QUESTIONS.....	7
3.8 PRELIMINARY ALTERNATIVE TECHNICAL CONCEPTS	8
3.9 FORMAL ALTERNATIVE TECHNICAL CONCEPTS	11
3.10 PROPOSED INTERCHANGE MODIFICATION REPORT REVISIONS VIA ATC.....	16
3.11 ALTERNATIVE TECHNICAL CONCEPTS FOR PAVEMENTS AND DETOURS MAINTENANCE OF TRAFFIC	20
3.12 RESERVED INDEPENDENT BRIDGE PEER REVIEW PACKAGE	23
3.13 CONFIDENTIALITY	23
3.14 STIPENDS	23
3.15 CHANGES IN PROPOSER’S ORGANIZATION; KEY INDIVIDUALS.....	24
3.16 ORGANIZATIONAL CONFLICTS OF INTEREST; PROHIBITED COMMUNICATIONS; RESTRICTED PERSONS	25
4. PROPOSAL DEVELOPMENT AND SUBMITTAL.....	25
4.1 TECHNICAL PROPOSAL.....	25
4.2 COST PROPOSAL.....	32
4.3 PROPOSAL SUBMITTAL	33
4.4 CONFIDENTIALITY OF PROPOSALS	34
4.5 NON-COLLUSION AND EQUAL EMPLOYMENT OPPORTUNITY CERTIFICATION	34
5. EVALUATION OF PROPOSALS.....	35
5.1 EVALUATION COMMITTEE	35
5.2 PROPOSAL REVIEW	35
5.3 TECHNICAL PROPOSAL EVALUATION	35
5.4 PRESENTATIONS	37
5.5 CLARIFICATIONS	38

5.6 COMMUNICATIONS.....	38
5.7 TECHNICAL AND COST PROPOSAL ANALYSIS	39
5.8 WEIGHTED CRITERIA DETERMINATION	39
5.9 DISCUSSIONS	41
5.10 BEST AND FINAL OFFER	41
5.11 PROTEST	42
6. SELECTION OF CONTRACTOR	43
7. GENERAL INFORMATION	44
7.1 RESERVED RIGHTS	44
7.2 OTHER GENERAL TERMS:.....	45
8. MILESTONE SCHEDULE	47
9. COST PROPOSAL BID FORM	50
10. NON-COLLUSION CERTIFICATION.....	51
11. EQUAL EMPLOYMENT OPPORTUNITY CERTIFICATION	52
12. STIPEND ACKNOWLEDGEMENT FORM	53
13. STIPEND AGREEMENT	54
14. BID BOND FORM.....	57

1. PURPOSE OF REQUEST FOR PROPOSALS

The purpose of this Request for Proposals (RFP) is to select a Proposer to perform the Project services and to design and construct the Project, as further described in this RFP. SCDOT desires that this Project be designed and constructed in a very efficient and timely manner. The proposed Project services are hereinafter referred to as the “Project”. “Proposer,” as used here, includes a firm or firms, consortia, partnerships, limited liability company, sole proprietorship, joint ventures, and other legal entities that has been short-listed and provided the opportunity by South Carolina Department of Transportation (SCDOT) to submit a Proposal in response to this RFP. Partnerships, corporations, limited liability companies (LLC), joint ventures, or other joint entities are collectively referred to herein as joint ventures. The Proposer shall become the Contractor if awarded the Contract.

It is not the intention of SCDOT to receive complete detailed Project analysis and design prior to the selection of a Proposer and the later execution of the Contract. Rather, the response to this RFP shall provide sufficient information to be evaluated by SCDOT to determine if the Proposal is in accordance with the specified process and criteria. The Proposal shall be specific enough on assumptions used in its preparation so as to provide the basis for finalizing the Contract.

2. PROJECT OVERVIEW

2.1 Project Description

The Project consists of all Work necessary to complete the design and reconstruction of new interchanges at I-20 with I-26, I-26 with I-126, St. Andrews Road (S-36) with I-26, and Bush River Road (S-273) with I-20 and associated interstate widening and ramp construction in Richland and Lexington Counties. Work will include design and construction of interstate widening, interchange ramps, collector-distributor roads, crossing routes, frontage roads, side roads, highway bridges, riverine bridges, railroad bridges, retaining walls, noise barrier wall, and related roadway appurtenances. The Project also includes coordination, design, and relocation of wet and dry utilities.

SCDOT intends to enter into a contract for services as detailed in the Agreement and Agreement Exhibits. The Proposer shall be responsible for meeting all Project requirements, specifications, and other applicable criteria as set forth in the “Agreement, Technical Provisions and Technical Provisions Attachments”. Technical Provisions Attachments are located on the SCDOT Design-Build website at <https://www.scdot.org/business/carolina-crossroads-phase3.aspx>.

2.2 Project Goals

It is the intent of SCDOT to achieve the following goals and objectives for this Project.

- Improve corridor mobility and enhance traffic operations by reducing traffic congestion while accommodating future traffic needs
- Improve freight mobility within the corridor

- Improve travel times and vehicular safety within the corridor
- Improve system linkages (bicycle, pedestrian, and transit mobility)
- Reducing or eliminating vehicular weaving segments, lengthening of merge sections, separating system-to-system traffic flows and improving interchange ramp termini geometry
- Minimization of environmental impacts, including impacts to Waters of the US
- Minimization of impacts to the traveling public during construction
- Completion of the Project on original contract schedule and budget
- Use of quality construction methods to produce durable structures with enhanced service life.

2.3 Project Information

Project Information, containing electronic files applicable to the Project, is posted on the SCDOT Design-Build website. The Project Information Package will include information describing the work performed or obtained by SCDOT prior to entering into the Contract. The Project Information Package may contain additional information not provided at the RFQ stage. The Project Information Package, which is posted on the SCDOT Design-Build website, is for information only and is not part of the Contract. SCDOT makes no representations or warranties regarding the reliability or accuracy of the information contained therein and Proposers assume the risk in using this information. Any available existing roadway plans can be obtained from the SCDOT Design-Build website at <https://www.scdot.org/business/design-build.aspx>. Any available existing bridge plans will be provided to the short-listed Proposers via upload to a secured ProjectWise folder.

Proposers are encouraged to review all available information in the Project Information Package, visit the Project Site, and make any additional subsurface explorations or soil tests that the Proposer may desire for purposes of preparing the Proposal. Any information contained in Project Information Package is for information only, is not part of the contract and SCDOT makes no representation or warranties regarding such information. The Proposer shall obtain any permits or permissions required prior to any additional subsurface exploration. The Proposer shall obtain permission from any landowner prior to entering private property. The Proposer shall obtain encroachment permits for any investigations within the right of way.

2.4 SCDOT Point of Contact

Mr. Nick Pizzuti is the Primary point of contact (POC) and addressee for receiving all communications about the Project with copies to Mr. Brian Gambrell, Alternate #1 POC, and Mr. Brian Klauk, Alternate #2 POC. The Alternate POCs have been identified in the event of the unavailability of the Primary POC but are not intended to be substitutes for the Primary POC. No contact is allowed with any SCDOT personnel concerning this Project except for questions of an administrative nature or as expressly permitted under this RFP, in either case that shall be submitted in writing to the attention of the Primary

SCDOT POC (email is acceptable) with a copy to the Alternate POCs. This restriction is in effect until the earliest of Contract award, termination of this procurement, or such other time as identified by SCDOT to the short-listed Proposers in writing. Any Proposer engaging in prohibited communications may be disqualified at the sole discretion of SCDOT. Written inquiries from the Proposer’s POC (as identified in the Proposer’s SOQ) shall be sent to:

Mail Delivery: Mr. Nick Pizzuti
Mr. Brian Gambrell; Mr. Brian Klauk
Office of Professional Services Contracting
South Carolina Department of Transportation
955 Park Street, Room 128
Columbia, South Carolina 29202-0191

E-mail: PizzutiNC@scdot.org
GambrellBC@scdot.org; KlaukBD@scdot.org

2.5 RFP Committal

The submittal of a Proposal in response to this RFP shall constitute the Proposer’s agreement to enter into the Contract with SCDOT for the completion of the Project under the terms set forth in the Agreement, Agreement Exhibits, the Technical Provisions and Technical Provisions Attachments. The Technical Provisions Attachments are located on the SCDOT Design-Build website as “Technical Provisions Attachments”.

2.6 NEPA Document/Permit

A combined Final Environmental Impact Statement (FEIS) / Record of Decision (ROD) was approved for Carolina Crossroads Program by the Federal Highway Administration (FHWA) on May 2, 2019. The FEIS/ROD has been re-evaluated as the Project has advanced through the construction and right-of-way acquisition. The Proposer shall be responsible for complying with the NEPA determinations and all Environmental Commitments.

2.7 Interchange Modification Report

The Interchange Modification Report (IMR) for the Project was approved by FHWA on June 4, 2019 and is provided in the Technical Provisions Attachments. A single approved IMR, in accordance with FHWA, will be provided for the System-to-System Interchanges (I-20 and I-26), (I-26 and I-126) and their adjacent interchanges including I-20 and Bush River Road, I-20 and Broad River Road, I-26 and Bush River, I-126 and Colonial Life Blvd., I-26 and St. Andrews, and I-26 and Piney Grove Road. The IMR Documents will be provided on the SCDOT Design-Build website in advance of the Final RFP. The traffic analysis documented in the IMR was completed with the Transmodeler 4.0 (Build 6275) software. The IMR analysis has been updated to include changes made since the approval of the IMR, and the updated results have been accepted by SCDOT and will be documented and accepted by SCDOT in the Final RFP. The electronic files

associated with the IMR analysis will also be provided on the SCDOT Design-Build website in advance of the Final RFP. If a Proposer's design, through an approved ATC only, deviates from the design documented in the Final RFP, the Proposer is fully responsible for justifying these changes and obtaining SCDOT/FHWA approval. If a revision to the IMR is required based on the design Deviation, then the original IMR software version 4.0, build 6275 shall be used in the justification.

2.8 Schedule

Contract time requirements are included in Agreement Article 7. The last allowable date for Substantial Completion of the Project shall be NTP1 plus ~~2,080~~^{2,080,825} calendar days.

2.9 Programmed Project Funding

SCDOT has programmed a total of \$1,056,100,000 for the Project excluding SCDOT's internal costs.

3. GENERAL INSTRUCTIONS

3.1 Design-Build Selection Method

For this Project, SCDOT chose the two-phased selection method. Phase 1, which identified a short-list of qualified Proposers, is complete.

In Phase 2, SCDOT invites each of the short-listed Proposers to submit their Proposals for completion of the Project. After evaluation of the Proposals, SCDOT plans to award and execute the Contract with a single Contractor. A general overview of Phase 2 includes, but is not limited to, the following steps:

1. SCDOT releases RFP for Industry Review
2. SCDOT accepts Non-confidential Questions and conducts Open-Forum Meeting with Proposers to clarify/revise RFP
3. SCDOT releases Final RFP
4. Proposers submit Preliminary Alternative Technical Concepts (ATC), Traffic Analysis Memorandum and Confidential Questions
5. SCDOT conducts Confidential One-on-One Meetings with Proposers to discuss Preliminary ATCs, confidential questions and hold Traffic Analysis Memorandum presentations
6. SCDOT accepts Non-confidential Questions and conducts Open-Forum Meetings with all Proposers, if necessary
7. Proposers submit Formal ATCs and any additional Confidential Questions

8. SCDOT conducts Confidential One-on-One Meetings with Proposers to discuss Formal ATCs, Traffic Analysis Concepts, and additional Confidential Questions, if necessary
9. SCDOT accepts Non-confidential Questions and conducts Open-Forum Meetings with all Proposers, if necessary
10. SCDOT approves/disapproves Formal ATCs
11. Proposers submit Proposals
12. SCDOT evaluates Proposals
13. SCDOT conducts Bid Opening, recommends, and selects a Contractor

These steps will follow the Milestone Schedule in Section 8. SCDOT reserves the right to make changes to the above steps and Milestone Schedule as appropriate to meet the needs of the procurement process. The following paragraphs provide information detailing various steps of the procurement.

3.2 RFP for Industry Review

The intent of distributing the RFP for Industry Review to the short-listed Proposers is to identify and resolve conflicts, errors, mistakes, and/or ambiguities in the RFP, as well as review risk and commercial terms to ensure maximum competition, competitive pricing, and ultimately Project completion.

3.3 Non-Confidential Questions, Clarifications, and Open-Forum Meeting

Once the RFP for Industry Review is issued, the Proposers may submit non-confidential questions and/or comments relating to the RFP. An Open-Forum Meeting with all Proposers present will be held on the date provided in the Milestone Schedule to discuss and edit the RFP for Industry Review. Non-confidential questions will be accepted via electronic upload to ProjectWise on the dates provided in the Milestone Schedule. Proposers shall submit their questions or comments using the Questions Submittal Form which can be downloaded from the SCDOT Design-Build website under the SCDOT Design-Build Standard Forms Section. Responses posed during the Open-Forum Meeting will not be attributed to the submitting Proposer.

All Question Submittal Forms shall be named in accordance with the Design-Build File Naming Conventions from the SCDOT Design-Build website under the Design-Build Resources Section.

<https://www.scdot.org/business/design-build.aspx>

SCDOT reserves the right to accept or reject non-confidential questions received after the milestone deadline. SCDOT will review all questions and/or requests for clarification and, in its sole discretion, may incorporate the responses in the Final RFP. Prior to the

Open-Forum Meeting, SCDOT will post on the SCDOT Design-Build website written responses to the questions and request for clarifications received, without attribution to the submitting Proposer. Any new questions or requests for clarification asked during the Open-Forum Meeting shall be submitted to SCDOT in writing within 24 hours of the meeting. SCDOT's written responses to Proposers' questions and request for clarifications are for general information only, are non-binding, do not constitute legal or other advice, are subject to change with succeeding questions, answers, or addendums, do not amend or form part of the Final RFP, and SCDOT is under no obligation to address responses in revisions to the Final RFP Documents.

3.4 Final RFP

After completion of the Questions, Clarifications, and Open-Forum Meeting stage, SCDOT may incorporate the Proposers' comments into the RFP, and a Final RFP will be issued. Items that are revised, inserted, or deleted will be highlighted in the Final RFP. In addition to releasing a highlighted version of the Final RFP, SCDOT will also concurrently release a clean version of the Final RFP where all revisions, insertions, and deletions are not highlighted. It is this clean version of the Final RFP that will be utilized if any future Addendums are required.

3.5 Confidential Risk Register and Conceptual ATC Meetings

SCDOT will offer a Confidential Risk Register and Conceptual/IMR ATC Meetings at the request of the Proposers. Proposers shall request a meeting in writing (email is acceptable) addressed to the SCDOT POC with a copy to the alternate POC by the time specified in the Milestone Schedule for Proposers to request Confidential Meeting to Discuss Risk Register, ATCs and IMR ATCs. SCDOT will reserve two hours of meeting time on the date specified in the Milestone Schedule for each Proposer that requests a meeting, and SCDOT will give time of day preference in the order that requests are received. The purpose of this meeting is to provide an opportunity to confidentially discuss items that the Proposer and SCDOT consider high risk and discuss potential mitigation and/or risk sharing strategies in advance of the release of the Final RFP. In addition, Proposers may share conceptual ATC ideas with SCDOT prior to investment of time and resources preparing Preliminary ATCs (See Section 3.87 for discussion on ATCs). SCDOT may answer questions at the meeting orally. Oral responses are for information only and are not binding. Nothing discussed at this meeting shall change the requirements in the RFP; however, risks that are identified and determined by SCDOT to be non-confidential, may result in revisions to the RFP requirements. Proposers may bring additional information to the confidential meeting to support their preliminary ATC or explain a potential risk item; however, no materials can be left with the SCDOT.

3.6 Additional Non-confidential Questions, Clarifications and Open-Forum Meetings

Once the Final RFP is issued, SCDOT will allow Proposers to submit additional non-confidential questions or comments to point out mistakes or ambiguities in the RFP. SCDOT will review all non-confidential questions and/or requests for clarification and, in its sole discretion, may incorporate the responses in the RFP through an Addendum.

SCDOT will respond in writing to the non-confidential questions and requests for clarifications received. The written responses will be posted to the SCDOT Design-Build website within 15 Business Days of the deadline for submittal of non-confidential questions in the Milestone Schedule. If responses are provided, SCDOT may hold an Open-Forum Meeting where all Proposers will be invited to attend. This meeting may be conducted via conference call or other electronic means. A Proposers' failure to attend this meeting will not relieve the Proposer of the responsibility for estimating properly the difficulty and cost of successfully performing the Work, or for proceeding to successfully perform the Work without additional expense to SCDOT. SCDOT's written responses to Proposers' questions and requests for clarifications are for general information only, are non-binding, do not constitute legal or other advice, are subject to change with succeeding questions, answers, or addendums, do not amend or form part of the Final RFP, and SCDOT is under no obligation to address responses in revisions to the Final RFP Documents.

Non-confidential questions will be accepted via electronic upload to ProjectWise on the dates provided in the Milestone Schedule. Written questions submitted outside of these dates may not be accepted. If deemed necessary by SCDOT, Open-Forum Meetings will be held within 15 Business Days of the non-confidential questions Milestone Schedule deadline. Any new questions or requests for clarification asked during the Open-Forum Meeting shall be submitted to SCDOT in writing within 24 hours of the meeting. Proposers must use the Question Submittal Form that is provided on the SCDOT Design-Build website under the SCDOT Design-Build Standard Forms Section.

<https://www.scdot.org/business/design-build.aspx>.

3.7 Confidential Questions

Once the Final RFP is issued, SCDOT will allow Proposers to submit confidential questions to provide the Proposer an opportunity to confidentially discuss the contents of its Proposal with SCDOT personnel. Confidential questions will be accepted via electronic upload to ProjectWise on the dates identified in the Milestone Schedule. Written questions submitted outside of these dates may not be accepted.

SCDOT will determine, in its sole discretion, if confidential questions submitted are considered confidential. If submitted confidential questions are determined to be of non-confidential nature or identify an Error or omission in the RFP, SCDOT, if it deems appropriate, in its sole discretion, may incorporate them in the RFP through an Addendum. If submitted confidential questions are determined to be of non-confidential nature or if non-confidential questions are asked during any confidential meeting, SCDOT will not respond and the Proposer may resubmit in accordance with Section 3.65.

SCDOT will provide written responses to the submitted confidential questions prior to the Confidential Preliminary ATC Meeting and/or any Confidential One-on-One Formal ATC Meetings. SCDOT's written responses to Proposers' questions are for general information only, are non-binding, do not constitute legal or other advice, are subject to change with succeeding questions, answers, or addendums, do not amend or form part of

the Final RFP, and SCDOT is under no obligation to address responses in revisions to the Final RFP Documents. Written responses to confidential questions raised during the meeting may be provided if deemed necessary; however, such questions and responses will be identified and narrowly tailored. No oral discussions during the Confidential Preliminary ATC Meeting and/or any Confidential One-on-One Formal ATC Meetings shall be binding on SCDOT.

Confidential questions received on the dates prior to the Confidential Preliminary ATC Meetings with Proposers may be discussed at that meeting. For confidential questions received on the allowable date(s) after the Confidential Preliminary ATC Meeting, written responses will be provided prior to a Confidential One-on-One Questions Meeting/conference call which may be held within 10 Business Days following receipt of the confidential questions or as determined necessary by the SCDOT POC. Proposers must use the Question Submittal Form that is provided on the SCDOT Design-Build website under the SCDOT Design-Build Standard Forms page.

<https://www.scdot.org/business/design-build.aspx>.

The intent of SCDOT is to maintain confidentiality of the one-on-one meetings. However, SCDOT reserves the right to disclose to all Proposers any issues raised during the one-on-on meetings, except to the extent that SCDOT determines, in its sole discretion, such disclosure would reveal confidential or proprietary information.

3.8 Preliminary Alternative Technical Concepts

An ATC is a confidential request by a Proposer to modify a contract requirement, specifically for that Proposer, prior to the Proposal Due Date. Requests for contract modifications that may qualify as ATC's may include, but not be limited to, changes in design criteria, changes in alignments or location of facilities, changes to review and submittal processes, change in material or structure types, change in interchange type, etc. The ATC process provides an opportunity for Proposals to promote innovation, reduce Project costs, reduce Project duration, find the best solutions, and to maintain flexibility in the procurement process. ATCs are evaluated by SCDOT within the deadline set forth in the Milestone Schedule. In order to be approved, an ATC must be deemed, in SCDOT's sole discretion, to provide a Project that is equal or better in quality or effect on an overall basis than the Project would be without the proposed ATC. Concepts that simply delete or reduce scope, require or are premised upon an addition of a separate SCDOT project (or expand the Project's scope), lower performance requirements, or lower standards, are not eligible for consideration as ATCs. Changes to the Basic Configuration may be allowed by SCDOT through an approved ATC(s). Additionally, an ATC will not be considered for any design change that ultimately requires additional relocations within any documented environmental justice communities (from the FEIS/ROD and documented re-evaluations) outside of those relocated by SCDOT per the Schematic Design. SCDOT reserves the right, in its sole discretion, to reject any ATC. No ATC shall be included in the Proposal unless approved by SCDOT in writing prior to the SCDOT's Final Determination for Formal ATCs date on the Milestone Schedule.

As the environmental determination has been made for this Project, the following shall be used during the development of Proposals and ATCs:

- a. Concepts which violate Environmental Commitments require submittal and approval of an ATC to be eligible for implementation.
- b. Proposer's Schematic Design contained within the Schematic Right of Way for the Project and that do not increase the environmental impacts are permissible without the submission of an ATC, provided all other RFP (including Contractual) requirements are met;
- c. Proposer's Schematic Design contained within the Schematic Right of Way for the Project but increase the environmental impacts require submittal and approval of an ATC to be eligible for implementation;
- d. Proposer's Schematic Design that requires right-of-way outside of the Schematic Right-of-Way will require submittal and approval of an ATC to be eligible for implementation.

As the Interchange Modification Report (IMR) has been approved by SCDOT and FHWA for this Project:

- a. Any design that modifies an interchange configuration, requires the submittal and approval of an ATC to be eligible for implementation.
- b. Changes to interstate access (with or without a change in interchange type) compared to the design in the IMR requires the submittal and approval of an ATC to be eligible for implementation.
- c. IMR ATCs will include additional meetings with SCDOT and require additional information to be submitted as described in this Section 3.8 as well as Sections 3.9 and 3.10.

3.8.1 Submittal of Preliminary ATCs

Preliminary concepts are intended to be an informal inquiry by the Proposer to explore a concept and a quick method by SCDOT to review and comment on potential development of ATCs prior to investment of time and resources by the Proposer. Preliminary concepts shall present a description, Deviations, and a range of costs (savings, additional costs), as further described in Section 3.9.1. Other items identified in Section 3.9.1 can be provided but are not required. The amount of information provided shall be constrained to the boxes provided in the Preliminary ATC Submittal Form, which may be downloaded from the SCDOT Design-Build website under the SCDOT Design-Build "Standard Forms" page. Each Preliminary ATC must be one concept. No multi-options concepts are allowed, i.e. each option is a Preliminary ATC. SCDOT will allow one single

tabloid sized attachment (11” x 17”) for detailed drawings or sketches. Submission of preliminary concepts does not change or extend the submission deadline of Formal ATCs. IMR PATCs will require additional information to be submitted; see Section 3.10.5.

Proposers shall be limited to three package(s) of preliminary concepts and the total number of preliminary concepts is not limited. The proposer shall rank their Preliminary ATCs in order of importance or priority on the Preliminary ATC Submittal Form.

All Preliminary ATCs shall be submitted electronically by uploading to the 01 ATC folder in ProjectWise. Each Preliminary ATC Submittal Form and supporting information shall be combined in one PDF file per ATC that will be uploaded to ProjectWise. Each IMR PATC shall be submitted as an individual zip file per PATC. When uploading to ProjectWise, the Proposer shall enter appropriate attributes for each Document in the ProjectWise Client upload wizard. The web version of ProjectWise does not support ATC attribute uploads. The Document will not upload without entering the required attribute information.

<https://www.scdot.org/business/design-build.aspx>.

The Proposer shall submit Preliminary ATCs for review in accordance with the Milestone Schedule.

3.8.2 Confidential Preliminary ATC Meeting

SCDOT will offer Confidential Preliminary ATC Meetings and Traffic and Interchange Meetings at the request of the Proposers. Proposers shall request a meeting in writing (email is acceptable) addressed to the SCDOT POC with a copy to the alternate POC by the time specified in the Milestone Schedule. SCDOT will reserve two hours of meeting time for each Proposer that requests a meeting, and SCDOT will give time of day preference in the order that requests are received. The purpose of this meeting is to provide an opportunity to confidentially discuss the preliminary ATCs and questions. Prior to the meeting, SCDOT will provide a tentative response on each Preliminary ATC. SCDOT will identify those preliminary ATCs that require additional information, which will have priority in the meeting. SCDOT may answer questions at the meeting orally. Oral responses are for information only and are not binding. Nothing discussed at this meeting shall change the requirements in the RFP. Proposers may bring additional information to the confidential meeting to support their preliminary ATC.

3.8.3 Responses to Preliminary ATCs

SCDOT will provide a response to the Proposer in accordance with the Milestone Schedule. SCDOT responses will be “Favorable,” “Not Favorable,”

“Addendum,” or “Not an ATC.” If additional clarification is needed after the Preliminary ATC Meeting, Proposers are responsible for sending the clarification as soon as possible so that SCDOT has an opportunity to assess the concepts before providing a response in accordance with the Milestone Schedule. A favorable response by SCDOT in no way guarantees that the concept will become an approved Formal ATC. The favorable response may be subject to conditions and comments may be provided by SCDOT for IMR PATCs.

3.9 Formal Alternative Technical Concepts

3.9.1 Submittal of Formal ATCs

Each Formal ATC submittal shall include the following.

- **Sequential number:** Each ATC shall be numbered sequentially identifying the submitting Proposer. No multi-option submissions are allowed. (i.e., each option is itself an ATC)
- **Description:** A detailed description and schematic drawings of the configuration of the ATC or other appropriate descriptive information (including, if appropriate, specifications, construction tolerances, special provisions, proposed bridge types, product details, and a traffic operational analysis). Drawings shall clearly indicate what is specifically proposed for this Project. Samples/Examples from other projects may be used but specific commitments shall be identified for this Project (i.e. member sizes, material requirements, etc. Specification and special provisions shall be supplied if the ATC covers materials, products, etc. not commonly used by SCDOT and not covered in the RFP package or references. Traffic Analysis shall provide adequate information to clearly demonstrate the impacts of the Proposal on the Project and shall contain summaries where appropriate to aid in review.
- **Usage:** Locations where and an explanation of how the ATC would be used on the Project.
- **Deviations:** Clearly identify the sections and page numbers in the RFP which is deviated and requires submission of an ATC. Include an explanation of the nature of the proposed Deviation and a request for approval of such Deviations or a determination that the ATC is consistent with the requirements of the RFP. If consistent with the RFP, please provide the sections and page numbers in the RFP which address the concept.
- **Justification:** Justify use of the ATC and why the Deviations from the requirements of the RFP should be allowed.
- **Schedule:** Proposed changes to the Project Schedule if applicable. If early delivery is proposed, Proposer shall clearly define any proposed Liquidated Damages or effect to the Contract if the early date is not met.

- **Impacts:** Identify potential impacts on vehicular traffic, safety, community, utilities, right of way, and the Environment.
- **History:** A detailed description of other projects where the ATC has been used under comparable circumstances, the success of such usage, and names and telephone numbers of project owners that can confirm such statements.
- **Risks:** A description of added risks to SCDOT and other persons/entity associated with implementing the ATC.
- **Costs:** An estimate of the impact of the ATC on the Proposal Price and the ATC implementation costs to SCDOT, FHWA, Contractor, or other Person during construction, maintenance and operations.
- **Quality:** A description of how the ATC is equal or better in quality and performance than the requirements of the RFP.
- **Operations & Maintenance:** Any changes in operation or maintenance requirements associated with the ATC.

The technical response to each item outlined above shall be provided in the Formal ATC Submittal Form, which can be downloaded from the SCDOT Design-Build website under the SCDOT Design-Build Standard Forms section. Text submissions shall be limited to the form and shall not be provided as attachments. Only drawing details, plan sheets, charts, tables, graphs, specifications, special provisions, manufacturer data sheets, and supporting reports/analyses can be provided as an attachment to the Formal ATC Submittal Form. See Section 3.10.98 for specific requirements for IMR ATCs. Traffic analysis in accordance with TP 680 shall be included for maintenance of traffic plans that reduce capacity during lane closure prohibitions, include extended lane closures or extended ramp closures.

A maximum number of 62 Formal ATCs may be submitted to SCDOT by the Proposer for consideration. For IMR FATCs see Section 3.10 for additional information.

All Formal ATCs shall be submitted electronically by uploading to the 01 ATC folder in ProjectWise. Each Formal ATC Submittal Form and supporting information shall be combined in one PDF file per ATC that will be uploaded to ProjectWise. Each IMR FATC shall be submitted as an individual zip file per FATC. When uploading to ProjectWise, the Proposer shall enter appropriate attributes for each Document in the ProjectWise Client upload wizard. The Proposer shall not modify or populate the following fields within the wizard: Substage, Authorization Year, Implemented in Technical Proposal, Implemented in Project, or Successful Proposer. The web version of ProjectWise does not support ATC attribute uploads. The Document will not upload without entering the required attribute information.

<https://www.scdot.org/business/design-build.aspx>.

The Proposer shall submit Formal ATCs in accordance with the Milestone Schedule. The Proposer may submit up to three packages of FATCs. All information being exchanged between Proposers and SCDOT shall occur by the specific time shown in the Milestone Schedule, unless otherwise directed by the SCDOT POC.

3.9.2 Review of Formal ATCs

Review of formal ATCs shall be in accordance with the information and Milestone Schedule provided herein.

- a. Initial Review: Upon completion of the initial review, SCDOT will make a final determination in accordance with Section 3.9.3, request more information, or provide a conditional response.
- b. More Information Needed: SCDOT may submit written questions to the Proposer as outlined in the Milestone Schedule, and/or request a one-on-one meeting in order to better understand the details of the formal ATC. In addition, for questions related to minor clarifications, SCDOT may submit written questions to the Proposer anytime during the initial review or any subsequent review. Proposers will then have the opportunity to resubmit according to the Milestone Schedule.
- c. One-on-One Meetings: Confidential One-on-One Formal ATC meeting(s) may be scheduled to fully understand the details of any formal ATCs. These meetings will be restricted to those persons involved in the review of the formal ATC and limited to discussions of the Proposer's formal ATC approach and any outstanding confidential questions. The purpose of this meeting is to discuss proposed changes, answer questions, and other relevant issues. Oral responses are for information only and are not binding. Nothing stated at any formal ATC meeting(s) will modify the RFP or Contract Documents. SCDOT reserves the right to disclose to all Proposers any issues raised during the ATC meeting(s) in an addendum. However, SCDOT will not disclose any information pertaining to an individual Proposer's ATCs or other technical concepts to other Proposers. See Section 3.10 for information regarding traffic and interchange meetings for IMR ATCs.
- d. Conditional Response by SCDOT: If the SCDOT states a formal ATC is not approved in its present form, it may be reconsidered for approval upon satisfaction, in SCDOT's sole discretion, of certain identified conditions that must be met or certain clarifications or modifications that must be made by Proposer. The Proposer shall not have the right to incorporate this formal ATC into the Proposal unless and until the formal ATC has been resubmitted in accordance with the Milestone Schedule, with the conditions, clarification and modifications satisfied, and SCDOT has made a final determination.

- e. No Response from SCDOT: If the Proposer does not receive correspondence from SCDOT in accordance with the Milestone Schedule, the formal ATC is deemed rejected by SCDOT, unless written notification to extend this period is given by SCDOT.

3.9.3 Final Determination of SCDOT

SCDOT will make one of the following written determinations with respect to each properly submitted ATC:

- a. The ATC is approved.
- b. The ATC is not approved.
- c. The Submittal does not qualify as an ATC but appears eligible to be included in the Proposal without an ATC (i.e., the concept appears to conform to the RFP and to be consistent with other contract requirements).
- d. The ATC is deemed to take advantage of an Error or omission in the RFP, or other Documents incorporated into the contract by reference, the ATC will not be considered, and the RFP will be revised to correct the Error or omission.
- e. More than one formal ATC has been received on the same topic and SCDOT has elected to exercise its right to issue an addendum to the RFP to include that topic.

Once an ATC has been approved, only the entire ATC is eligible for inclusion into the Proposal. The inclusion of partial ATCs into a Proposal is not allowed, unless the individual ATCs have received separate approval by SCDOT.

Each Proposer, by submittal of its Proposal, acknowledges that the opportunity to submit ATCs was offered to all Proposers, and waives any right to object to SCDOT's determinations regarding acceptability of ATCs.

3.9.4 Incorporation into Proposal

A Proposer has the option to include any or all approved ATCs in its Proposal. If SCDOT responded to an ATC by identifying conditions for approval, Proposer may not incorporate such ATC into the Proposal unless all conditions have been met. Copies of SCDOT's ATC approvals, which shall include the ATC Summary Form for each incorporated ATC, shall be included in the Technical Proposal appendices. Proposals with or without ATCs will be evaluated against the same technical evaluation factors set forth in the Evaluation of Proposals section, and the inclusion of an ATC, including an ATC that provides added value or innovation, may or may not receive a higher technical rating. SCDOT approval of an ATC shall not be considered a guaranty that the Proposal incorporating the ATC will be selected. SCDOT's rejection of an ATC will not entitle the Proposer

to an extension of the Proposal submission deadline on the Milestone Schedule or Claim for additional costs or Delays, including development costs, Loss of anticipated profits, or increased material or labor costs. The Total Cost to Complete shown in the Cost Proposal shall reflect any incorporated approved ATCs. Except for incorporating approved ATCs, the Proposal may not otherwise contain exceptions to or Deviations from the requirements of the RFP.

3.9.5 Value Engineering

Any ATC approved for incorporation, but that is not incorporated into the Proposal will not be considered a pre-approved value engineering change.

3.9.6 Abandonment of ATC by Proposer

If the approved ATC is abandoned by the Proposer, is unable to obtain required approvals, is otherwise proved to be infeasible, or fails to be constructed for any reason, the successful Proposer is obligated and required to complete the Project utilizing the original RFP requirements at the awarded cost and shall be responsible for any redesign costs.

Furthermore, if implementation of an ATC will require approval by a third party (including any Governmental Entity or other permitting authority), and if any such required third-party approval is not subsequently granted, then the Proposer must comply with the requirements of the RFP.

3.9.7 SCDOT's use of Concepts Contained in an ATC

SCDOT expressly reserves the right to adopt and use any ATC, approved or disapproved, by the successful Proposer on this contract or other contracts administered by SCDOT. By submitting a Proposal, all unsuccessful Proposers acknowledge that upon acceptance of the designated stipend, all approved or disapproved ATCs may be included in this contract or other contracts administered by SCDOT and shall become the property of SCDOT without restriction on use. Prior to contract execution, limited negotiations may be conducted as necessary to incorporate the ideas and concepts from unsuccessful Proposers, provided a stipend is accepted by the unsuccessful Proposer. After execution of the Contract, all ATCs from Proposers who have accepted a stipend will be subject to FOIA.

3.9.8 Uniform Proposer Obligations Relating to ATCs

The successful Proposer, in addition to performing all other requirements of the Contract Documents, shall:

- a. Obtain and pay the cost of obtaining all required approvals including approvals required to implement any approved ATC(s) incorporated into the Contract Documents;

- b. Obtain and pay the cost of obtaining any third-party approvals required to implement any approved ATC(s) incorporated into the Contract Documents;
- c. Unless otherwise noted in the Contract, be responsible for all costs and/or Delays of any nature associated with the implementation of any approved ATC incorporated into the Contract Documents; and
- d. Be solely responsible for reviewing the RFP and determining if the ATC deviates from the revised requirements if SCDOT revises the RFP after a formal ATC has been approved. The Proposer must submit a request for approval of all additional variances required within five (5) Business Days of receipt of the RFP addendum.

3.10 Proposed Interchange Modification Report Revisions via ATC

An Interchange Modification Report (IMR) for the Project has been submitted by SCDOT and approved by FHWA. It is SCDOT's intent that design changes that require an IMR revision will be submitted through the ATC process defined in Sections 3.8 and 3.9 with additional requirements as stated in this Section 3.10. It is SCDOT's intent that all Proposers will obtain an affirmative determination of safety, operations, and engineering acceptability from FHWA by SCDOT's Final Determination for Formal ATCs date as shown in the Milestone Schedule. Upon award, the Contractor will be required to coordinate with SCDOT to obtain approval of a revised IMR and NEPA re-evaluation from FHWA. Approval of an ATC does not relieve Proposers from meeting the requirements of the RFP.

3.10.1 First Confidential Traffic and Interchange Concept Meeting

SCDOT will offer Confidential Traffic and Interchange Concept Meetings at the request of the Proposers. SCDOT will reserve two hours of meeting time for each Proposer. The purpose of this meeting is that the Proposer can present and discuss the traffic design and operations of conceptual interchange designs. SCDOT Traffic Engineers will be available to discuss the traffic design aspects including possible analysis requirements, operational concerns, and traffic design guidance. This dialogue is completely advisory and non-binding and does not supplant or replace any current or future design requirements. SCDOT responses are for general information only, are non-binding, do not constitute legal or other advice, and do not amend or form part of the Final RFP. Nothing discussed at this meeting shall change the requirements of the Final RFP.

Proposers shall request a meeting in writing (email is acceptable) addressed to the SCDOT POC with a copy to the alternate POC by the time specified in the Milestones Schedule. SCDOT will give time of day preference in the order that requests are received.

3.10.2 Second Confidential Traffic and Interchange Concept Meeting

SCDOT will offer Confidential Traffic and Interchange Concept Meetings at the request of the Proposers. SCDOT will reserve two hours of meeting time for each Proposer. The purpose of this meeting is that Proposers can present and discuss the traffic design and operations of conceptual interchange designs. These designs may be different or revised from Traffic Meeting (Section 3.10.1). SCDOT Traffic Engineers will be available to discuss the traffic design aspects and continue dialogues from the previous meeting. Traffic Analysis requirements, operational concerns, and traffic design guidance will be provided. This dialogue is completely advisory and non-binding and does not supplant or replace any current or future design requirements. The purpose of this meeting is to provide the Proposers an opportunity to discuss with SCDOT confidential questions related to traffic operations and potential interchange concepts prior to submittal of the Preliminary Traffic Analysis results. SCDOT responses to questions raised at this meeting are for information only, are non-binding, do not constitute legal or other advice, and do not amend or form part of the Final RFP. Nothing discussed at this meeting shall change the requirements of the Final RFP.

Proposers shall request this meeting in writing (email is acceptable) addressed to the SCDOT POC with a copy to the alternate POC by the time specified in the Milestone Schedule. Together with the meeting request, the Proposer may also provide portions of their Traffic Analysis Results and supporting modeling files for discussion purposes only during the meeting. Supporting files will be accepted via electronic upload to ProjectWise in advance of the meeting. SCDOT will give time of day preference in the order that requests are received.

3.10.3 Third Confidential Traffic and Interchange Concept Meeting

SCDOT will offer Confidential Traffic and Interchange Concept Meetings at the request of the Proposers. This meeting will be a workshop format. SCDOT will reserve three hours of meeting time for each Proposer. The purpose of this workshop is to provide Proposers a forum to present and discuss the traffic design and operations on conceptual interchange design in a workshop setting. SCDOT Traffic Engineers will interact with the Proposers and provide feedback, concerns, and guidance on the traffic aspects of the conceptual designs. Guidance will be given on thresholds, criteria and requirement of the designs. Teams will be able to discuss IMR ATC development. The workshop is advisory and collaborative and does not supplant or replace any current or future design requirement as set forth in the RFP.

SCDOT responses to questions raised at this meeting are for information only, are non-binding, do not constitute legal or other advice, and do not amend or form part of the Final RFP. Nothing discussed at this meeting shall change the requirements of the Final RFP.

Proposers shall request a meeting in writing (email is acceptable) addressed to the SCDOT POC with a copy to the alternate POC by the time specified in the Milestone Schedule. Together with the meeting request, the Proposer may also

provide portions of their Traffic Analysis Results and supporting modeling files for discussion purposes only during the meeting. Supporting files will be accepted via electronic upload to ProjectWise in advance of the meeting. SCDOT will give time of day preference in the order that requests are received.

3.10.4 Fourth Confidential Traffic and Interchange Concept Meeting

SCDOT will conduct confidential meetings to allow the Proposers an opportunity to present and discuss the traffic design and operations of their conceptual interchange designs and to present and explain any aspect of their proposed IMR PATC(s). SCDOT will reserve three hours of meeting time for each Proposer between 8:00 AM – 11:00 AM and 1:00 PM – 4:00 PM. Proposers are encouraged to demonstrate their traffic analysis or simulation results during the meeting. Proposers should bring in their own computer if specialized software is required for their demonstrations. SCDOT will provide up to two large monitors with HDMI cables suitable for display to SCDOT and Proposer’s attendees.

SCDOT responses to questions raised at this meeting are for information only, are non-binding, do not constitute legal or other advice, and do not amend or form part of the Final RFP. Nothing discussed at this meeting shall change the requirements of the Final RFP.

Proposers shall request a meeting in writing (email is acceptable) addressed to the SCDOT POC with a copy to the alternate POC by the time specified in the Milestone Schedule. Together with the meeting request, the Proposer may also provide portions of their Traffic Analysis Results and supporting modeling files for discussion purposes only during the meeting. Supporting files will be accepted via electronic upload to ProjectWise in advance of the meeting. SCDOT will give time of day preference in the order that requests are received.

3.10.5 Submittal of Preliminary Interchange Concepts and Traffic Analysis Results

All IMR PATCs shall include Traffic Analysis Results including narrative. The preliminary Traffic Analysis Results will focus on providing updated traffic results that match the IMR measures of effectiveness and level of detail. SCDOT intends to review and comment on potential interchange concepts and traffic results as part of the ATC process. Proposers will be allowed to present up to ten concepts in this Submittal. Each PATC shall contain a full traffic analysis and results for the entire network including all interchanges that were evaluated in the approved IMR. Each PATC shall contain roll plots for each concept (at 1”=200’ on 36” width x 8’), as well as tabular data summarizing the concepts’ performance, with associated narrative if changes are made from the Schematic Design.

The Proposer shall submit their IMR PATC and supporting modeling files for review in accordance with the process outlined in Section 3.8.1. The upload to ProjectWise for IMR PATCs shall include a single zip folder with each file name.

3.10.6 Fifth Confidential Traffic and Interchange Concept Meeting and Presentation

SCDOT will conduct confidential meetings to allow the Proposers an opportunity to present and explain any aspect of their IMR PATC(s). SCDOT will reserve one day for each Proposer with a total of six hours of meeting time for each Proposer, split between 8:00 AM – 11:00 AM and 1:00 PM – 4:00 PM. Proposers are encouraged to demonstrate their traffic analysis or simulation results during the meeting. Proposers should bring in their own computer if specialized software is required for their demonstrations. SCDOT will provide up to two large monitors with HDMI cables suitable for display to SCDOT and Proposer’s attendees.

Proposers shall request a meeting in writing (email is acceptable) addressed to the SCDOT POC with a copy to the alternate POC by the time specified in the Milestone Schedule. SCDOT will give time of day preference in the order that requests are received.

3.10.7 SCDOT Responses to IMR Preliminary ATCs

Following the fifth Confidential Meeting, SCDOT will provide written responses to each IMR PATC to the Proposer in accordance with the Milestone Schedule. SCDOT responses for each IMR PATC, at a minimum, will be “Favorable” or “Not Favorable.” In addition, written comments from SCDOT may be provided if deemed necessary during discussions at the meeting; however, such questions and answers will be identified and limited. If additional clarification is needed after the fifth Confidential Interchange Concept Meeting, Proposers are responsible for sending the clarification as soon as possible so that SCDOT has an opportunity to assess the concepts before providing a response in accordance with the Milestone Schedule. SCDOT responses in no way guarantee that a concept will be Approved by FHWA.

3.10.8 Sixth Confidential Traffic and Interchange Concept Meeting

Following the SCDOT’s responses to IMR PATCs, Proposers or SCDOT may request an additional confidential meeting/conference call to further discuss issues related to the interchange concept(s) the Proposer plans to advance to the Formal ATC stage. Proposers shall request a meeting in writing (email is acceptable) addressed to the SCDOT POC with a copy to the alternate POC by the time specified in the Milestone Schedule. SCDOT will reserve a total of two hours of meeting time for each Proposer from the available time slots of either 8:00 AM – 10:00 AM and 10:00 AM – 12:00 PM on the date specified in the Milestone Schedule. SCDOT may request additional confidential meetings.

SCDOT may answer questions at the meeting verbally. SCDOT responses are for information only, are non-binding, do not constitute legal or other advice, and do not amend or form part of the Final RFP. Nothing discussed at this meeting shall change the requirements of the Final RFP.

If a Proposer has performed additional analysis since the submittal of their IMR PATCs that may address SCDOT comments or be beneficial to the Proposer's FATC development, Proposers are encouraged to be prepared to present this information during the meeting.

3.10.9 Submittal of IMR Formal Alternative Technical Concepts (FATCs)

Each Proposer may submit up to two IMR FATCs. These FATCs shall contain a full traffic analysis and results and full narrative for the entire network including all interchanges that were evaluated in the previously approved IMR.

The Proposer shall submit their IMR FATC and supporting modeling files for review in accordance with the process outlined in Section 3.9.1. The upload to ProjectWise for IMR FATCs shall include a single zip folder with each file name.

3.10.10 Review of IMR Formal Alternative Technical Concepts (FATCs)

Review of Proposer IMR FATCs shall be in accordance with the information and Milestone Schedule provided herein.

- a. Confidential One on One Meetings: A Confidential One-on-One meeting will be held in conjunction with the Formal ATC process as outlined in Section 3.9.2. A portion of this meeting may be devoted to discussion of IMR FATCs.

SCDOT may request additional One-on-One IMR meetings to better understand the details of any IMR FATC.

3.10.11 IMR Formal Alternative Technical Concepts (FATCs) Final Determination of SCDOT

SCDOT will make written determinations with respect to each properly submitted IMR FATC in accordance with Section 3.9.3.

3.11 Alternative Technical Concepts for Pavements and **Detours Maintenance of Traffic**

3.11.1 Alternative Technical Concepts for Pavements

Pavement design ATCs may be submitted for consideration; however, no reduction in structure shall be allowed such that any submitted HMA pavement designs ATCs need to demonstrate equivalent bottom-up fatigue life, mechanistically, as compared to the options included in the RFP for the given route. Additionally, other factors including constructability, life cycle costs, and maintenance requirements will be considered in the approval process.

The below criteria in addition to SCDOT Pavement Design Guide and requirements for the ATC process are as follows:

- Acceptable pavement materials are given in the SCDOT Pavement Design Guide Coefficient of Relative Strength for Flexible Pavement Components, included in this exhibit, or are subject to approval in the ATC process. <http://www.scdot.org/business/pdf/materials-research/PavementDesignGuide2008.pdf>
- Design of pavements or pavement system components not covered in the SCDOT Pavement Design Guide are subject to approval through the ATC process. Provide specifications for materials or processes not covered in current SCDOT specifications.
- Indicate pavement thickness in rate (psy) for HMA courses and inches for all other material types on typical sections. Utilize 110 psy/in for HMA thickness.
- Utilize 25 or 50 psy increments for HMA rates.
- Follow Asphalt Mix Design Guidelines found on SCDOT website for type and rate. http://www.scdot.org/business/pdf/materials-research/Guidelines_Aspphalt_Mix_Selection.pdf
- Soil-Cement, Section 301 Cement Modified Subbase. The Proposer shall confirm suitability of soils for modification and provide mix design with a minimum strength, during production, of 300 psi for approval. Ensure the full width of the lane/pavement area is mixed.
- Proposer is responsible for mix design of lime modified subbase, include specifications for mix design and final acceptance. Identify criteria for design and method of acceptance.
- Proposer is responsible for mix design of Cement Modified Recycled Base (CMRB). CMRB layers shall not be less than 8 inches or more than 12 inches. CMRB shall be covered with no less than 175 psy of asphalt surface course. Synthetic CMRB may be created by mixing a minimum of 50% of the thickness with graded aggregate base course (GABC) or recycled asphalt pavement (RAP). The Proposer shall confirm suitability of materials for modification. The design strength shall be between 450 and 600 psi.
- Roller Compacted Concrete (RCC) layer thickness shall be from 8 to 10 inches in thickness.

3.11.2 Alternative Technical Concepts for **Detours Maintenance of Traffic**

Maintenance of Traffic and detour ATCs may be submitted for consideration. Detours may use existing roads, construction of additional facilities, or a combination of both when approved as defined in TP Section 600.3.3. The Contractor shall obtain written approval from SCDOT and/or other local governments to utilize all roads within the detour. Detours shall be fully

coordinated with local law enforcement and Emergency services providers. For any interstate, ramp analysis or detours utilizing the interstate, Transmodeler software should be used with models from TPA 680-5 as the basis for analysis.

3.11.2.1 Detour Plan

If the detour only utilizes existing roadways that do not require geometric or pavement modifications, the detour plan shall define the detour route and accompanying detour signs. Detours requiring new construction roadways, pavement overlays, or pavement widening shall include the alignment geometry and design details in the detour plan. Conduct, maintain and install all roadway detours and the detour signing in accordance with SCDOT requirements, the SCDOT Standard Drawings and the MUTCD, latest edition.

3.11.2.2 Detour Analysis

The Contractor shall conduct detour traffic analyses for any proposed detour and shall include a capacity analysis and queue analysis for signalized intersections along proposed detours. Analysis of the proposed detours because of a ramp closure may include a detour analysis in a memo format that addresses the following details when applicable for the proposed route:

- A. Justification for detour
- B. Structure and geometry capable of accommodating detour traffic
- C. Intersection sight distance
- D. Load restricted bridges
- E. Adequate travel lane widths to accommodate the detoured traffic
- F. Adequate pavement surface and pavement markings.
- G. School access and traffic
- H. Emergency service access
- I. Areas of reduced speed limits
- J. Intersection geometry and traffic control at intersections
- K. Existing traffic volumes and operational performance along the route
- L. Needed improvements to the detour routes
- M. Impacts to multi-modal users.

Additional analysis for a detour route may also include a traffic study to identify the traffic impacts of the detour or the detour route viability.

3.11.2.3 Detour Improvement

Based on the detour analysis of the proposed route, improvements along the route may be required. Improvements could include but are not limited to:

- A. Pavement widening
- B. Pavement overlays
- C. Intersection improvements including turn lane additions

- D. Signal improvements including revised phasing or timing adjustments
- E. Other traffic control improvements including signing and pavement markings
- F. Multi-modal accommodations
- G. Access management.

3.12 Reserved ~~Independent Bridge Peer Review Package~~

~~Proposers shall submit a Peer Review Package to SCDOT in accordance with the Milestone Schedule and the Complex Peer Review Requirements in the Technical Provisions. Confidential meetings will be held with each team, if necessary, and SCDOT will approve the Peer Review Package prior to submittal of the Technical Proposal. The Peer Review Package shall consist of:~~

- ~~A. List of bridge and components requiring Independent Peer Review (IPR), including any introduced through the ATC process.~~
- ~~B. Qualifications of selected IPR firm (resumes showing past experience).~~
- ~~C. Proposed labor hour effort (duration) for completion of IPR.~~
- ~~D. Proposed IPR process. Describe how peer review work will be integrated into the design schedule for the project and interaction with EOR and lead design firm during peer review throughout the life of the project (i.e. revisions to RFC design). At a minimum provide the following information:~~

- ~~1. Anticipated meetings between EOR and IPR firm and when they occur in the schedule~~
- ~~2. Modeling software/methods for each qualifying complex bridge type/component~~
- ~~3. Schedule for plan reviews and comment tracking method (Bluebeam, comment matrix, etc.)~~
- ~~4. Comment escalation / issue resolution process for resolving design differences~~

3.13 Confidentiality

Subject to the provisions of these instructions and applicable public disclosure Laws applicable to the SCDOT, all Preliminary ATCs and Formal ATC Submittals, and related communications will remain confidential until the earlier of execution of the Contract or cancellation of this procurement, provided, however, that, prior to execution of the Contract, Preliminary ATCs and Formal ATC Submittals of unsuccessful Proposers that have agreed to and executed a stipend agreement will be subject to disclosure to the selected Proposer in accordance with this Section.

3.14 Stipends

By submitting a Proposal in response to the RFP, the Proposer acknowledges the following:

1. It is the intent of SCDOT to award a stipend of \$ 3,630,000.00 to each responsible Proposer that submits a responsive Technical Proposal and Cost Proposal subject to

the terms of the Stipend Agreement set forth in Section 13 of the RFP Instructions. Shortlisting of Proposers is evidence of Proposer's responsibility.

2. If Proposer elects to receive a stipend, the Stipend Acknowledgement form and Stipend Agreement shall be signed by Proposer and submitted as part of the unsealed Technical Proposal. The Stipend Agreement will not count against the specified page limit.

If Proposer accepts a stipend, all information obtained by SCDOT under this RFP from or on behalf of such Proposer will become the property of SCDOT without restriction or limitation on its use, including Alternative Technical Concepts (ATCs). If Proposer accepts a stipend, SCDOT shall have unrestricted authority to publish, disclose, distribute, or otherwise use in whole or in part any reports, data, or other materials prepared under this RFP. SCDOT shall retain ownership of all plans, specifications, and related documents. If a Proposer elects not to accept the stipend, SCDOT has no responsibility or obligation to return the materials to the Proposer.

3.15 Changes in Proposer's Organization; Key Individuals

In order for a Proposer to remain qualified to submit a Proposal, unless otherwise approved in writing by SCDOT, the Proposer's organization as identified in the SOQ must remain intact for the duration of the procurement (i.e., until execution of the Contract). If a Proposer wishes to make changes in the Key Individuals identified in its SOQ including, without limitation, additions, deletions, reorganizations, changes in equity ownership interests and/or role changes in or of any of the foregoing, the Proposer shall submit to SCDOT a written request for its approval of the change as soon as possible but in no event later than 10 days prior to submission of the Technical Proposal as set forth in the Milestone Schedule. Any such request shall be addressed to SCDOT POC, accompanied by the information specified for such individual persons in the RFQ.

If a request is made to allow deletion of any member of its team (person or entity) identified in its RFP, the Proposer shall submit such information as may be required by SCDOT to demonstrate that the changed team or key individual meets the RFQ and RFP criteria including being equal or better. The Proposer shall submit its request by uploading the completed submittal online through ProjectWise in .pdf format through the accounts created in connection with submission of the SOQ. SCDOT is under no obligation to approve such requests and may approve or disapprove in writing a portion of the request or the entire request at its sole discretion.

Except as provided herein and in the Contract, a Proposer may not make any changes to its team (including additions, deletions, reorganizations, changes in equity ownership interests and/or role changes) after the deadline noted above. Between such deadline and execution of the Contract, SCDOT, in its sole discretion, will consider requests by Proposers to make changes in the Proposers' organization based only on unusual circumstances beyond the Proposer's control.

In no event shall the Technical and Cost Proposal Due Dates be extended or shall SCDOT incur any liability for any disapproval of a change in Proposer's organization (including specifically any change with respect to Key Individuals).

The Key Individual positions with respect to which approval must be obtained, including the responsibilities, requirements and restrictions (including those relating to individuals filling of multiple Key Individual roles) of those individuals, are the Key Individual positions listed in the RFQ.

3.16 Organizational Conflicts of Interest; Prohibited Communications; Restricted Persons

The Proposer, and all members of Proposer's team (including all Key Individuals) are bound by the organizational conflict of interest, prohibited communications, restricted persons/entities, and related provisions under the RFQ. For any conflicts of interest identified since the submittal of the Proposer's SOQ, Proposers shall submit the required Disclosure of Potential Conflict of Interest Certification (found at <https://www.scdot.org/business/design-build.aspx>). For avoidance of doubt, any change in Proposer's organization requires submission of such certification and a determination by SCDOT

4. PROPOSAL DEVELOPMENT AND SUBMITTAL

Proposals must be submitted separately in two parts, a Technical Proposal and a Cost Proposal. Required forms, confidentiality list, conceptual plans, and approved Formal ATCs used in preparing the Proposer's Cost Proposal shall also be incorporated in the Technical Proposal as Appendices. If a Proposer does not, at a minimum, submit a Technical Proposal Narrative and Technical Proposal Conceptual Plans, the submittal will be considered non-responsive and will not be reviewed/evaluated. Any concepts that conflict with the RFP discovered during the evaluations or after award of the Project, and which are not approved as an ATC, shall not control over the RFP and shall be resolved at no expense to SCDOT (i.e. time or cost). The determination of whether a concept conflicts with the RFP and the resolution of that conflict shall be at the sole discretion of the SCDOT.

4.1 Technical Proposal

The Technical Proposal Narrative shall contain no more than 350 pages, excluding the required appendices. Charts, tables, and schedules used to explain or expand on the Technical Proposal are to be included within the page limit and shall not be inserted into the appendices. No additional information shall be accepted, including, but not limited to, links to external websites, video clips, or simulations/visualizations embedded within the Narrative.

The Technical Proposal Narrative shall be in English on single sided 8.5"x11" letter sized paper, with minimum twelve-point Times New Roman font and double line spacing for text. Text contained on charts, exhibits, or other illustrative information shall be no smaller than 10-point Times New Roman. Any Conceptual Plans shall be provided in black and white on single sided 11"x17" paper unless otherwise noted herein.

The Technical Proposal Appendices shall only include:

Appendix A – Conceptual Plans

- A.1 – Roadway Plans
- A.2 – Maintenance of Traffic Plans and/or Documents
- A.3 – Bridge Plans
- A.4 – CPM Schedule

Appendix B – Required Forms, and Confidential and Proprietary Information Page List

Appendix C – Approved Formal ATCs being incorporated into the Proposer’s Cost Proposal

In the Technical Proposal Narrative, Proposers shall include a discussion on its Project Delivery and Approach or the Proposal will be considered non-responsive. The Proposer may choose to include a discussion on Innovation and Added Value; however, the decision to not discuss Innovation and Added Value will not result in a non-responsive Proposal. The Technical Proposal Narrative shall be developed in the following sequence:

1. Describe the Project Delivery & Approach by discussing/providing the following.
 - a. Identify the proposed schedule for implementing the Project. Include the sequence of construction. Describe methods that will allow a reduction in the overall construction schedule for the Project.
 - b. Describe Team’s approach for maintaining traffic on interstate and crossing-route mainlines while avoiding and minimizing impacts to the traveling public.
 - c. Describe the proposed design Submittal process and include in the CPM schedule in Appendices all anticipated deliverables in sequence that will allow SCDOT to conduct efficient and complete reviews. Include discussion of how the design review process is related to any proposed Project phasing.
 - d. Describe how the design of this Project ties to Phases 4 and 5 of Carolina Crossroads Schematic Design. Discuss any changes needed to Phases 4 and/or 5 due to the Proposer’s design.
 - e. Describe the proposed approach to quality control and understanding of the Quality Assurance Program. Discuss the roles of the Proposer and SCDOT for all aspects of design and construction of the Project. Discuss compliance with required standards, testing laboratories, mix designs and material certifications processes. Discuss staffing levels required to meet the sampling, testing, and inspection requirements of the Quality Assurance Program.
 - f. Discuss the strategies the Proposer’s team will implement to mitigate or eliminate what the Proposer’s team deems to be the top three risks on the Project. Describe the role that the Proposer expects SCDOT or other agencies to have in addressing these Project risks.

2. Describe the Proposer's Innovation and Added Value to the Project that clearly provides additional benefit to SCDOT or the public. In order to receive Quality Credit Points, the Proposer shall respond to the items below within the Quality Credit Matrix. The quality credit points assigned will be based on commitments beyond the minimum requirements of the RFP which are summarized in the Quality Credit Matrix. The required Quality Credit Matrix may be downloaded from the SCDOT Design-Build Website under the SCDOT Design-Build Standard Forms Section at <https://www.scdot.org/business/design-build.aspx>. An innovative feature of a Proposal means proposing practices that are not standard or customary to the industry, nonetheless safely, efficiently, and effectively accomplish the same goal. Innovation may include the Proposer's means and methods, roadway alignments, approach to Project, etc. If the Proposer wishes SCDOT to consider items, including Formal ATCs previously authorized for inclusion in the Proposal, to be innovative or to provide additional quality, these items shall be included in the Quality Credit Matrix. However, SCDOT reserves the right to assign points for all items deemed innovative and favorable to SCDOT or the public that have not been identified in this section. In addition, the Proposer should consider, but not be limited to, the following items, which SCDOT considers as potential Innovation and Added Value to the Project.
- a. Minimizing and avoiding impacts to traffic during all construction and demolition activities including, but not limited to, the following:
 - Traffic shifts
 - Temporary lane, ramp and/or crossing route closures
 - Construction stages
 - Median access points along I-20, I-26 and I-126 mainlines and frequency of ingress/egress from mainlines to the medians
 - b. Improve safety within the Project and implement an effective Project safety program
 - c. Overall safety and operations of the interchanges proposed when compared to the Schematic Design, may include but is not limited to any of the following:

Safety Considerations:

- Weaving Segments
 - Eliminate weaving segments
 - Relocate weaves from interstate mainlines to CD road(s)
 - Lengthen weaving segments
 - Provide Geometry that allows for improved speeds at entrances and/or exits
- Design Criteria
 - Providing designs above minimum criteria, including but not limited to:

- Stopping sight distance
- Decision sight distance
- Minimum radii
- Design Speed
- Reducing the length of grades over 4% on interstate mainlines.
- Roadside Safety
 - Elimination or Removal of fixed objects within the clearzone
 - Minimize use of non-traversable slopes within the clearzone
- Driver expectancy improvements in coordination of route continuity, basic number of lanes, lane balance, effective use of signs, pavement markings, and roadway geometry

Operational Considerations:

- Improvements to the length for weaving or elimination of the weave segment for traffic entering I-126WB from Colonial Life Boulevard (Colonial Life Boulevard Ramp A) from I-126 WB traffic exiting onto I-20 CD
 - Improvements to the length for weaving or elimination of the weave segment for traffic entering from St. Andrews Road from I-26 EB traffic exiting onto the exit to I-126 EB
 - Improvements to the length for weaving or elimination of the weave segment for traffic entering from I-20 WB or I-20 EB and exiting to I-126 EB or I-26 EB
 - Improve decision sight distance from what is provided in the Schematic Design
 - Improvements to the length of weaving or elimination of the weave segment for traffic entering from St Andrews Road to I-20 WB from traffic exiting I-26 EB to travel to I-20 EB
- d. Early opening of the grade separation of I-26 WB to St. Andrews Road traffic from I-20 WB and I-20 EB to I-26 WB traffic.
- e. Early opening of reconstructed movement from I-26 EB to I-20 EB.
- f. Early opening of grade separation of traffic from I-20 WB to Bush River Road traffic from I-26 WB and I-26 EB to I-20 WB traffic.
- g. Avoid or minimize impacts to third parties. Discuss any railroad and/or in-contract utilities that are avoided or that have reduced impacts.
- h. Use of spill-through abutments for **all** overpasses to reduce cost of future roadway widenings.

In the Technical Proposal Appendices, Proposers shall provide the following items:

3. Appendix A.1: Provide Conceptual Roadway Plans. The intent scoring Proposer's conceptual roadway plans is for SCDOT to understand that the proposer clearly demonstrates its understanding of requirements of the RFP and the Team's approach to meet those requirements. The quality of the plans will be reviewed and scored for compliance with RFP requirements, including Formal ATC's authorized for inclusion in the proposal, if any, rather than plan development/preparation conformance. The following shall be provided.
 - a. Typical sections for all roadways shall include as a minimum (11"x17" plan sheets):
 - Design speed
 - Functional classification
 - Lane configuration and widths
 - Shoulder and median widths
 - Cross slopes
 - Point of grade
 - Notes and details as necessary
 - b. Plan and profile for the entire Project Limits including interchange layout (11"x17" plan sheets).

Plan view shall include as a minimum:

- Geometric layout with reference data
- Superelevation data
- Taper lengths
- Deceleration/acceleration lengths
- Construction limits
- Control of Access Limits (mainline and interchange)
- Existing and proposed Right of Way
- Lane alignment
- Clear zone limits
- Horizontal clearance at obstructions (any critical locations)
- Roadside barriers (location and type)
- Bridge and box culverts
- Limits of retaining walls
- Noise Barrier Walls
- Indicate any Design Exceptions approved in the RFP
- Material Staging and Laydown Areas

Profile view shall indicate:

- Grades & elevations
- Vertical curvature (PI station & elevation, length & K value, stopping site distance design speed met)

- Bridge clearance envelopes
 - Lower Saluda River Path
- c. Cross sections only where necessary to indicate a significant difference from the conceptual plans in the Project Information Package. These should be limited to only those showing a significant change and may be segmented for only the areas where changes occur (11"x17" plan sheets).
 - d. Special emphasis details (where needed to clearly demonstrate understanding and approach – tying to adjacent Carolina Crossroads Program Phases).
4. Appendix A.2: Provide Conceptual Maintenance of Traffic Plans. The plans shall depict the number of construction stages and a staging narrative within those plans to include duration of each stage. The plans may be color coded and can be provided on roll plots at 1" = 200' on 36" width x 8' length sheets for the entire projects limits including interchanges, as applicable. Plan scale and detail for critical areas shall be appropriate for demonstrating transitions, directional flow, and all items below.
 - a. Plan for areas deemed critical by the design team for staging concerns. These areas may require cross sections for more detail.
 - b. Plan for access to the median work zone (ingress and egress).
 - c. Plan for maintaining ramp traffic.
 - d. Plan for maintaining positive temporary drainage during stages.
 - e. Plan for placing girders over the interstate.
 - f. Plan for demolition of bridges over interstate mainlines.
 - g. Plan for conceptual overhead signage needs along mainlines as necessary for traffic stages.
 - h. Narrative for notifying the traveling public of upcoming stages.
 5. Appendix A.3: Provide Conceptual Bridge Plans which shall consist of the following:
 - a. Plan and profile of bridge showing horizontal and vertical clearances and expansion joint locations and types of joint materials.
 - b. Superstructure cross sections and substructure elevations showing pertinent structural Elements, dimensions, and types of bearings.
 - c. Construction staging plan for bridge Work including dimensions of temporary roadway widths both on the bridges and, where applicable, on the roadway beneath the bridges.
 - d. Bridge construction access plan showing areas used to access the bridge Work and showing proposed equipment and material handling locations and staging.
 - e. Retaining wall envelopes at the bridge ends showing top of wall, ground lines, and bottom of wall (required only where retaining walls are proposed).
 6. Appendix A.4: CPM Schedule, include the following items at a minimum:

- a. Design phases/deliverables Submittals/Submittal review period/RFC Submittal
- b. Start and finish milestones for all segments, sections, or phases
- c. Details of Traffic Control Plans
- d. Traffic shifts
- e. Utility windows
- f. Right-of-Way acquisitions/right-of-entry
- g. Special contract requirements
- h. Known or expected risks
- i. Other activities or relationships that are critical to the Proposer's Project design or construction

7. Appendix B: Required Forms and Confidential and Proprietary Information include.

- a. Stipend Acknowledgment form
- b. Stipend Agreement
- c. EEO Certificate
- d. Non-Collusion Certificate
- e. Notice of Receipt of Addendum
- f. Updated Organization Chart and Notarized Statement of Availability of Key Individuals
 - The Proposer shall provide a copy of the table reflected in Exhibit 5-1 of the Agreement, updated to reflect the names of each individual associated with the identified Key Personnel positions.
 - If SCDOT has approved the replacement of Key Individuals since short-listing, provide an updated organizational chart from the Proposer's Statement of Qualifications incorporating the approved changes by the SCDOT.
 - The Proposer shall include a written statement from each direct employer, cosigned by Proposer's Project Manager, with respect to each Key Individual indicating that each such Key Individual identified on the original organizational chart submitted with the SOQ or the updated organizational chart reflecting SCDOT approvals will be available, barring any unforeseen circumstances, at the earliest of the times and durations identified in the RFQ and RFP, until expiration of the Warranty Period, or such earlier date as the Contract is terminated or SCDOT releases, in writing, such Key Individual from this requirement.
- g. Key Personnel Liquidated Damages (see Exhibit 5-2 of the Agreement); Proposer's shall provide a copy of the table reflected in Exhibit 5-2, updated with the Proposer's proposed liquidated damage values associated with each identified Key Personnel position. A liquidated damage value of zero dollars may be considered non-responsive.
- h. Confidential and Proprietary Information Page List (See Section 4.4)
- i. Prequalification certificate for Proposer (lead contracting entity) identified in the organization chart. If the Proposer is a Joint Venture, prequalification certificates for each individual member and/or partner, as well as for the Joint Venture.

- j. A copy of the joint venture organizational agreement, if not already submitted with the SOQ. Regardless if previously submitted, if a joint venture, consortium, limited liability company, or corporation, Proposer shall demonstrate clearly the joint and several liability to SCDOT of its joint venture, consortium, or limited liability company members or corporation's shareholders, which may be evidenced in organizational Documents or by separate certificate signed by Proposer and Proposer's members or shareholders.
- k. Quality Credit Matrix.
- ~~l. Independent Bridge Peer Review Package~~

8. Appendix C: Copies of approved Formal ATCs being incorporated into the Proposer's Cost Proposal.

The Technical Proposal Narrative, ~~and~~ Conceptual Plans, and Quality Credit Matrix submitted as a part of the Technical Proposal will be considered a commitment and shall become part of the Contract. If awarded the Project, the Proposer commits to deliver this Project as set forth in their Technical Proposal and further agrees to correct all non-conforming aspects, omitted items, and deficiencies at no additional cost to SCDOT. After award, if subsequent revisions to the Technical Proposal are desired by the Proposer, even if within the parameters of the RFP requirements, SCDOT approval will be required. SCDOT reserves the right to utilize the Contract Change Request process to approve any desired revision. Additionally, after award the Proposer's Innovation and Added Value reflected in the Quality Credit Matrix, as defined in Section 4.1, will become the Proposal Commitments table as shown in Exhibit 2-3 of the Agreement.

4.2 Cost Proposal

The Cost Proposal shall include the completed Cost Proposal Bid Form and Bid Bond Form provided at the end of this document. The Cost Proposal Bid Form and Bid Bond shall be sealed in a separate envelope and delivered as part of the Cost Proposal per the Milestone Schedule.

4.2.1 Bid Bond

Bid Bonds must be issued by an Eligible Bid Bond Surety (as defined below) registered and authorized to do business in the State of South Carolina. Any Person signing a bid bond as an attorney-in-fact shall include with the bid bond evidence of authority to bind the Surety. An original, or a photocopy or facsimile of an original, power of attorney is sufficient evidence of such authority. Electronic, mechanically-applied and printed signatures, seals and dates on the power of attorney shall be considered original signatures, seals and dates, without regard to the order in which they were affixed. Proposers shall ensure that the bid bond/Proposal is written by a corporate surety company licensed for surety authority by the Chief Insurance Commissioner of the South Carolina Department of Insurance and has a rating of "A" or better assigned by A.M. Best Company on its most recent Best's Key Rating Guide (collectively such qualifications constituting an "Eligible Bid Bond Surety"); otherwise, the bond will not be

accepted. Proposers shall ensure that the bid bond/Proposal guaranty is fully executed and indicates the name of the Proposer, the name of the Surety, the project for which the bond is issued, the penal amount of the bond, and that the bond guaranties and names the South Carolina Department of Transportation as the obligee. Proposal guarantees must be included in the Proposer's response to the RFP on the required form and submitted as part of the sealed Cost Proposal. Failure to furnish a bid bond in the proper form and amount with the response to the RFP may be cause for rejection of the Proposal. Bid bonds shall be payable to SCDOT, shall be for at least five percent (5%) of the total amount of the Cost Proposal, and shall serve as a guarantee deposit that the offer will be carried out to Contract execution.

Failure to execute the Contract, or failure to meet and submit insurance and bond requirements within 20 days of receipt of the Contract, shall result in its bid security being forfeited, and the Notice of Award and Contract will be rescinded and awarded to another Proposer. Withdrawal or attempted withdrawal of a Proposal after the receipt of the Cost Proposal may also result in forfeiture of bid security.

A Proposal submitted without the Bid Bond Form may be deemed non-responsive.

4.3 Proposal Submittal

Proposals must be submitted separately in two parts, a Technical Proposal and a Cost Proposal. Proposers are required to upload the Technical Proposal, signed forms, and appendices, online through ProjectWise in fully searchable PDF format. **Submittal of the Technical Proposal in a single, compiled PDF or in multiple PDFs (Narrative, Appendix A (A.1 – A.4), Appendix B and Appendix C) will be accepted.** Two completed Submittals per team will be accepted, one original and one redacted (if the Proposer elects to waive payment of the Stipend) and shall be uploaded by either the lead contracting entity or lead design firm. The original Proposal Documents that are uploaded to ProjectWise shall be named in accordance with the Design-Build File Naming Conventions. If the Proposer elects to waive payment of the Stipend, redacted Proposal Documents shall be uploaded to ProjectWise using the format outlined in the Design-Build File Naming Conventions. The naming conventions requirements can be found at <https://www.scdot.org/business/design-build.aspx>. Proposers are advised of the time required to set up new account. All requests for new accounts must be received 72 hours prior to the Proposal deadline indicated in the Milestone Schedule. More information is available at <https://www.scdot.org/business/design-build-projectwise.aspx>.

Proposers are to physically deliver ONE sealed, printed copy of the Cost Proposal. Deliver to:

Mr. Nick Pizzuti
Office of Professional Services Contracting
South Carolina Department of Transportation

Proposers are responsible for affecting delivery by the date in the Milestone Schedule. Late submissions will be rejected without opening. SCDOT accepts no responsibility for misdirected or lost Proposals.

4.4 Confidentiality of Proposals

Proposers shall specifically mark as “Confidential” any elements of their respective Technical Proposal and Cost Proposal, as well as any pre-proposal exchanges of information, that they consider to contain confidential or proprietary information, and the release of which would constitute an unreasonable invasion of privacy. All markings must be conspicuous; use color, bold, underlining, or some other method in order to conspicuously distinguish the mark from the other text. Do not mark the entire Proposal as confidential or proprietary. **In the Technical Proposal appendix, Proposer shall include a list of page numbers that contain confidential and/or proprietary information. Failure to include this list in the Technical Proposal appendix waives the confidentiality protection and subjects the information to disclosure in accordance with the law.** In determining whether to release documents, the SCDOT will rely on the Proposer’s marking of each page or portions of pages of documents, as required by these instructions, as being either “Confidential” or “Trade Secret”. Proposer shall be prepared upon request to provide justification of why such materials shall not be disclosed under the South Carolina Freedom of Information Act, Section 30-4-10, et seq., South Carolina Code of Laws (1976) as amended. Proposals will be kept confidential and will not be disclosed, except as may be required by law. Blanket designations of confidentiality (i.e. that do not identify the specific information believed to be confidential) may be disregarded.

The Proposer must submit one complete copy of its Proposal from which it concealed such “Confidential” information, i.e. the redacted copy. Even in the absence of “Confidential” information, the Proposer must submit a redacted copy of its Proposal. The redacted copy should (i) reflect the same pagination as the original, (ii) show the empty space from which information was redacted, and (iii) be submitted electronically. Except for the information concealed, the redacted copy must be identical to its original Proposal, and the SCDOT POC must be able to view, search, copy and print the redacted copy without a password.

4.5 Non-collusion and Equal Employment Opportunity Certification

Proposers shall certify that they have not participated in any collusion or otherwise taken any action in restraint of free competitive bidding in connection with the submission of this Proposal on this Project. A Proposal submitted without the non-collusion certification may be deemed non-responsive. The non-collusion certification form provided as part of this document shall be submitted as part of the Technical Proposal and will not count against the specified page limit. Each joint venture team member shall submit a separate non-collusion certification.

Proposers shall complete the Equal Employment Opportunity (EEO) Performance Certification form provided as part of this document. A Proposal submitted without the EEO certification may be deemed non-responsive. The EEO certification form shall be submitted as part of the Technical Proposal and will not count against the specified page limit. Each joint venture team member shall submit a separate EEO certification.

5. EVALUATION OF PROPOSALS

5.1 Evaluation Committee

An Evaluation Committee (“Committee”) will be appointed by SCDOT to review the Proposals. The voting committee members will be comprised of SCDOT employees. The committee may consult with SCDOT employees, Project stakeholders, and/or outside consultants having expertise in the various disciplines required by the Project, including FHWA.

5.2 Proposal Review

The Committee will review the Technical Proposals and determine responsiveness based on the Proposal Development criteria in Section 4. Cost Proposals will be accepted from those Proposers deemed to have responsive Technical Proposals. Proposers that submit a non-responsive Technical Proposal will be sent a letter with an explanation as to the reasons for determining non-responsiveness. All original copies of the non-responsive Technical Proposal(s) will be retained by SCDOT. Reasons for determining a Technical and/or Cost Proposal to be non-responsive may result from, but are not limited to, the following: failure to provide all information requested in the Proposal (including specifically correct completion of the Cost Proposal Bid Form), failure to conform to the material requirements of the RFP, conflict of interests, conditional Proposals. Technical and/or Cost Proposals which impose conditions that modify material requirements of the RFP may be rejected as non-responsive. Proposers will not be given an opportunity to correct any material finding of non-responsiveness. SCDOT reserves the right, in its sole discretion, to disregard, seek clarification on, or waive any minor informality, irregularity, nonconformity, discrepancy, omission, or apparent clerical mistake that, in each case, is unrelated to the substantive content of the Proposal.

5.3 Technical Proposal Evaluation

Technical Score

All Technical Proposals will be evaluated and scored on a scale of 0 to 100 points prior to opening the Cost Proposals. A Technical Proposal Narrative outlining the Proposer’s Project Approach and Delivery which meets the minimum expectations of SCDOT as described in the RFP will be scored at 20 points. Conceptual Plans providing a quality design through sound engineering principles and practices will be scored at 80 points. Sound engineering principles and practices are those design concepts consistent with the RFP criteria and industry standards that are reliable, safe, and work efficiently as determined by SCDOT. Points will be deducted from the Project Approach and Delivery

Technical Narrative and Conceptual Plans for aspects that do not conform to the RFP requirements, have omitted items, and contain deficiencies. At SCDOT’s discretion, points will also be deducted for aspects of a Proposal that lack sound engineering judgement, as determined by SCDOT, in accomplishing the scope of Work, incorporate minimal design values in areas where higher values are more commensurate with the design context, or provide unsuitable quality. A Proposer will be deemed non-responsive if the evaluation of their Technical Proposal results in a score less than 70. The following criteria will be used in determining the Technical Score.

Project Delivery and Approach	20 points
Conceptual Roadway Plans	30 points
Conceptual MOT Plans	20 points
Conceptual Bridge Plans	30 points
Required Forms	<u>Pass/Fail</u>
Total Available	100 points

Each member of the Committee will examine each Proposal in detail to measure its contents against the evaluation factors and assign a score to each factor. The Committee will then meet and formulate its collective conclusions. The Committee must discuss significant variations in evaluator’s scores or assessments of technical merit and resolve discrepancies or fully explain them. The Committee will assign the final score for each Technical Proposal by consensus.

The Proposer may be deemed non-responsive if all fully completed required forms are not included in the Technical Proposal Appendices. SCDOT may, but is not required, to seek omitted required forms prior to evaluation. If the Proposer does not provide the omitted forms in the time allotted by SCDOT, the Proposer shall be deemed non-responsive.

Quality Credit Score

The Proposer’s Innovation and Added Value shown in the Technical Proposal that, in the opinion of SCDOT, provide additional benefits and added value to the Project beyond that specified in the RFP requirements will be awarded Quality Credits up to 100 points.

SCDOT intends to award up to 100 Quality Credit points for the Proposer’s Innovation and Added Value (see Section 4.1) per the table below. Up to 50 points may be awarded for Innovation and Added Value introduced by the Proposer that is not specified in Section 4.1. The remaining 50 points may be awarded for the Proposer’s Innovation and Added Value associated with those items considered in Section 4.1 and identified below. The Proposer must include their Innovation and Added value for the Project in the Quality Credit Matrix in order to be awarded quality credit points.

For items not specified in Section 4.1	Up to 50 points
For items considered as potential Innovation and Added Value:	Up to 50 points (the maximum available sum of the items below)

a	Minimizing and avoiding impacts to traffic during all construction and demolition activities	Up to 2 points
b	Improve safety within the Project and implement an effective Project safety program	Up to 1 points
c	Overall safety and operations of the interchanges proposed when compared to the Schematic Design	Up to 27 points
d	Early opening of the grade separation of I-26 WB to St. Andrews Road traffic from I-20 WB and I-20 EB to I-26 WB traffic	Up to 5 points
e	Early opening of reconstructed movement from I-26 EB to I-20 EB	Up to 5 points
f	Early opening of grade separation of I-20 WB to Bush River Road traffic from I-26 WB and I-26 EB to I-20 WB traffic	Up to 3 points
g	Avoid or minimize impacts to third parties. Discuss any railroad and/or in-contract utilities that are avoided or that have reduced impacts	Up to 2 points
h	Use of spill-through abutments for all overpasses to reduce cost of future roadway widenings	Up to 5 points
	Total	Up to 100 points

5.4 Presentations

Proposers who have submitted Technical Proposals in accordance with the requirements of the RFP will be invited by the Committee to make a presentation on the date identified in the Milestone Schedule. The Committee may prepare Clarification and/or Communication questions and these questions may be sent to the Proposers by the SCDOT POC prior to the presentation. The purpose is to highlight the key Elements of its Proposal and to provide an opportunity to orally answer questions through an open dialogue. Proposers will be permitted to ask questions during the presentation. The presentation will be scheduled for 1 hour 20 minutes. SCDOT will terminate the presentation promptly at the end of the allotted time. The format for the Proposer's presentations is:

Introduction of Key Individuals (Proposer)
 Highlight of Key Elements (maximum of 20 minutes) (Proposer)
 Clarification and Communication Q&A, Open Dialogue (SCDOT and Proposer)
 Wrap-up (Proposer)

The Proposer's attendees may consist of the Proposer's POC, Key Individuals, and other personnel shown on the Proposer's organization chart. However, the number of attendees shall not exceed 12 individuals.

The presentation will not constitute Discussions or negotiations. The Technical Proposal submitted electronically to the SCDOT will be made available to the Proposer via a computer with large monitors suitable for display to the Committee and the Proposer's

attendees. The Proposers will be able to navigate through their Proposal and plans via the SCDOT provided computer access.

The Proposers shall not bring additional information, including additional copies of the Proposal, additional plan sheets, design calculations or handouts to the presentation and shall limit their presentation to the material provided as a part of their Technical Proposal, and any questions posed by SCDOT.

5.5 Clarifications

SCDOT, at its sole discretion, shall have the right to seek clarifications from any Proposer to fully understand information contained in its response to the RFP. Clarifications mean a written exchange of information which takes place after the receipt of Proposals when award without Discussions is contemplated. For this Project, Proposals are intended to be evaluated and award made without Discussion unless Discussions are determined to be necessary by the SCDOT POC. Therefore, Proposer's initial offer should contain the Proposer's best terms from a cost and technical standpoint. At its discretion, SCDOT may elect to hold Discussions, despite conducting clarifications, when circumstances dictate. Clarifications do not have to be sought with any specific number of Proposers and do not have to address specific issues. The purpose of clarifications is to address minor or clerical revisions in a Proposal. Examples include, but are not limited to, transposing numbers, incomplete sentences, and contradictions. The SCDOT POC may submit written questions to any Proposer to clarify a specific section of the Proposal and the Proposer shall respond in writing. SCDOT will acknowledge in writing receipt of the response. Responses will be used by the Evaluation Committee in scoring the Proposal. Clarifications will be incorporated into the Contract and will not alter the Contract requirements. The SCDOT POC shall have exclusive discretion regarding whether clarification is needed. Clarification can be used by the SCDOT POC at any point in the procurement process. Responses to any request for clarification that would serve to expand or modify the original Proposal, or to impermissibly add, detail, or additional content, will be disregarded.

5.6 Communications

SCDOT, at its sole discretion, shall have the right to seek communications from any Proposer to fully understand information contained in their responses to the RFP. Communications do not have to be held with any specific number of Proposers and do not have to address specific issues. Communications are written exchanges, between SCDOT and Proposers, after receipt of Proposals. The purpose of Communications is to:

- enhance the Evaluation Committee's understanding of Proposals; allow reasonable interpretation of the Proposal; or facilitate the evaluation process;
- address ambiguities in the Proposal or other concerns (e.g., perceived deficiencies, weaknesses, Errors, omissions, or mistakes).

Communications shall not be used to cure Proposal deficiencies or material omissions, materially alter the technical or cost Elements of the Proposal, and/or otherwise revise the Proposal. The SCDOT POC may submit written questions to any Proposer to seek Communication exchanges on perceived deficiencies, weaknesses, Errors, omissions, mistakes, or lack of sound engineering judgement in the Proposal. The Communication process can include an oral exchange. However, the Proposer shall respond in writing to conclude the Communication process. The written responses shall become part of the Contract Documents.

SCDOT reserves the right to conduct Discussions if clarifications, presentation or communication exchanges reveal the need to amend the RFP.

5.7 Technical and Cost Proposal Analysis

Upon delivery of the Proposer's Cost Proposal at the time and date outlined in the Milestone Schedule, the Technical Score and the Quality Credit Score will be provided confidentially in a sealed envelope to each Proposer. After distribution of the scores, SCDOT will convene a closed session meeting; at which time, the Cost Proposals of Proposers with responsive Technical Proposals will be opened so that the analysis may be conducted.

The Total Cost to Complete and the other weighted criteria factors listed under the Technical Proposal Evaluation Section for each respective Proposer will be entered into the weighted criteria formula to determine a total weighed criteria score. Each Total Cost to Complete will be compared against the confidential SCDOT Engineer's Estimate. SCDOT will analyze the Proposals to determine if an award is justified. Upon completion of the analysis, the closed session will be adjourned and a public announcement will be made at the time and date outlined in the Milestone Schedule.

If upon analysis, there are no apparent concerns with the Proposals, the total weighted criteria score and the Cost Proposal information along with the Technical Score and Quality Credit Score for each Proposer will be read aloud during the public announcement. SCDOT intends to award the Contract to the Proposer with the highest Weighted Criteria Score. However, the Project may be cancelled after opening, but prior to the issuance of an award, when such action is determined in writing pursuant to the Design-Build Procurement Manual to be in the best interest of the SCDOT. If the RFP is cancelled, Cost Proposals may be returned to the Proposers and a new solicitation may be conducted for the Project.

If upon analysis, there are concerns with the Proposals, the Cost Proposal information, Technical Scores and Quality Credit Scores will not be read aloud and the Proposers will be advised whether SCDOT will hold discussions or cancel the procurement.

5.8 Weighted Criteria Determination

Award of the Contract, if made, will be made to the responsible and qualified Proposer whose Submittals generate the highest Weighted Criteria Score. To determine the

Weighted Criteria Score, the Proposer’s Total Cost to Complete will have a weight of 45, the Proposer’s Technical Score will have a weight of 40 and the Proposer’s Quality Credit Score will have a weight of 15 for a Total Weight of 100.

The Proposer submitting the lowest Total Cost to Complete will be awarded the maximum number of points, 45. The next-lowest Total Cost to Complete will be awarded points based on the product of: (a) the ratio of the lowest Total Cost to Complete divided by the next-lowest Total Cost to Complete; and (b) 45 points (i.e., the points awarded for the lowest Total Cost to Complete), with such product rounded to the nearest one hundredth of a point. The process will continue for each of the remaining Proposer’s Total Cost to Complete, with points being awarded based on the product of: (a) the ratio of the lowest Total Cost to Complete divided by the respective Proposer’s Total Cost to Complete; and (b) 45 points (i.e., the points awarded for the lowest Total Cost to Complete), with such product rounded to the nearest one hundredth of a point.

The Technical Score and Quality Credit Score for each Proposer is converted to a percentage and multiplied by the point value assigned to each category, with such product rounded to the nearest one hundredth of a point.

The following formula will be used to determine the Weighted Criteria Scores.

$$\text{Weighted Criteria Score} = \left(\frac{A_{\text{low}}}{A_n} \times x_A \right) + \left(\frac{D}{100} \times x_D \right) + \left(\frac{E}{100} \times x_E \right)$$

low the lowest value from the Proposals being scored

n the Proposal that is being scored

x weight expressed as point values define above in this section

A Total Cost to Complete all work to be performed under the Contract

D Technical Score

E Quality Credit Score

Example for Determining the Weighted Criteria Score

Proposal	Total Cost to Complete (A)	Weighted Cost Score (x=45)	Quality Credit Score (E)	Weighted Quality Credit Score (x=15)	Technical Score (D)	Weighted Technical Score (x=40)	Total Weighted Criteria Score
A	\$30,000,000	45	56	8.40	70.00	28.00	81.4
B	\$35,000,000	38.57	N/A	N/A	65.00	26.00	N/A
C	\$38,000,000	35.53	64	9.60	85.00	34.00	79.13
D	\$31,000,000	43.55	72	10.80	100.00	40.00	94.35

Note: In this example, Proposal B was determined to be non-responsive and Proposal D was determined to be the highest Weighted Criteria Score.

In the event that two or more Proposers are determined to have the same Total Weighted Criteria Score, the award, if made, will be made to the Proposer with the highest weighted score for the criterion with the highest weight.

5.9 Discussions

If necessary, after the Technical and Cost Proposal analyses, SCDOT may hold confidential Discussions with each responsive Proposer relating to aspects of its respective Proposal. “Discussions” are written or oral exchanges with the intent of allowing the Proposers to revise their Proposals. However, after Discussions are concluded, SCDOT reserves the right to proceed with award without revisions to the Proposals.

Discussions are tailored to each Proposer’s Proposal. The Discussion process is intended to assure that Proposers fully understand the requirements of the RFP and that the evaluation team fully understands each qualified Proposer’s Technical Proposal and the Proposer’s ability to perform as needed. Discussions involve only a limited exchange of information. Discussions are not negotiations. The SCDOT POC may discuss with each Proposer deficiencies, significant weaknesses, and other aspects of a Proposal that could be altered or explained in its Proposal. However, the SCDOT POC is not required to discuss every area where the Proposal could be improved. The scope and extent of Discussions are a matter of the SCDOT POC’s judgment. If SCDOT determines that Discussions are necessary, SCDOT will forward a written invitation to the responsive Proposers.

SCDOT reserves the right to hold multiple Discussions at any length of time with all of Proposers. All Discussions shall be controlled by the SCDOT POC. Proposers shall not communicate with any other SCDOT employees regarding these Discussions except at the appropriate Discussion meetings.

At the conclusion of Discussions, SCDOT may either, 1) issue a Request for Best and Final Offers or 2) cancel the procurement.

5.10 Best and Final Offer

At the conclusion of Discussions, if SCDOT determines that Proposal revisions are warranted, SCDOT may issue a Request for Best and Final Offer (BAFO). Regardless of the length or number of Discussions, there will be only one request for a BAFO. If necessary, SCDOT may also issue an addendum to revise the RFP to allow revisions to clarify and document understandings reached during Discussions. The Request for BAFO will include instructions for preparing and submitting the BAFO and will include a new Milestone Schedule. Proposers submitting a BAFO will not be requested to re-submit any Documents which are unchanged from their initial Proposals. Proposers should provide necessary changes to individual paragraphs, as briefly as possible, together with a table of contents, which clarifies where within the initial Proposal the additional information or changed Documents would be placed. Proposal revisions shall include a BAFO Acknowledgement Form that acknowledges receiving all RFP

amendments, if applicable. If only Cost Proposal revisions are requested, Proposers will revise and resubmit the Cost Proposal, and SCDOT will analyze the Cost Proposals as outlined in Section 5.6. If Technical Proposal revisions are warranted, Proposers will revise and resubmit, and the procurement process will return to Section 5. A new bid bond shall be submitted only if the final Proposal revisions to the Proposer's Cost Proposal are greater than its initial Cost Proposal.

5.11 Protest

5.11.1 Grounds for Protest

Protest of Contents of Solicitation (Invitation For Bids or RFPs or other solicitation Documents, whichever is applicable, or any amendment to it, if the amendment is at issue): Any Proposer who is aggrieved in connection with a solicitation document shall file a written protest to SCDOT's Chief Procurement Officer (CPO), PO Box 191, Columbia, SC 29202, within five Business Days of the date of posting of the solicitation, RFQ, RFP, or other solicitation document or any addendums to it on the SCDOT design-build website.

Protest of Short-listing: Any Protestant who is aggrieved in connection with the selection of short-listed Proposers shall file a written protest with the CPO within five Business Days of the date the short-list is posted on SCDOT design-build website. Any matter that could have been raised pursuant to the Protest of Contents of Solicitation, section above, may not be raised as a protest of the selection of the short-list. The number of Proposers short-listed is not grounds for a protest.

Protest of Award: Any Protestant who is aggrieved in connection with the award of the Contract shall file a written protest with the CPO within five Business Days of the date the Notice of Award is posted on SCDOT design-build website. Any matter that could have been raised pursuant to the protest of contents of solicitation or short-listing, section above, may not be raised as a protest of award.

Exclusive remedy: The rights and remedies granted in this section to Proposers, either actual or prospective, are to the exclusion of all other rights and remedies of Proposers against the SCDOT.

Failure to file a timely protest: If protestant fails to request a protest within the five Business Days, the short-list and award shall be final.

5.11.2 SCDOT Procedures for Protest

Protest: A protest must be in writing, filed with the CPO, and set forth the grounds of the protest and the relief requested with enough specificity to give Notice of the issues to be decided. The protest must be received by the CPO within the time provided.

Burden of Proof: The protestant bears the burden of proving the validity of the protest or Claim against the SCDOT.

Duty and Authority to Attempt to Settle Protests: Before commencement of an administrative review, the CPO, or a designee of the CPO, may attempt to settle by mutual agreement a protest of an aggrieved Protestant, actual or prospective, concerning the solicitation, short-listing, or award of the Contract. Any settlement reached by mutual agreement shall be approved by the CPO.

Administrative Review and Decision: If, after reasonable attempt, a protest cannot be settled by mutual agreement, the CPO, or a designee, shall promptly conduct an administrative review. The CPO shall commence the administrative review no later than five Business Days after a reasonable settlement attempt and shall issue a decision in writing within five Business Days of completion of the review. The decision must state the reasons for the action taken. The decision shall include findings of fact and conclusions of Law, separately stated. A copy of the decision along with a statement of appeal rights set forth below must be mailed or otherwise furnished immediately to the protestant.

Finality of Decision and Appeal: The SCDOT's decision pursuant to the above paragraph is final and conclusive. A Person adversely affected by the final decision can appeal to circuit court and hereby waives a trial by jury regarding any protest arising out of this procurement and any such trial will be a non-jury trial before the South Carolina Circuit Court in Richland County.

Stay of Award: The Contract award is stayed until issuance of a final decision by the SCDOT. Once a final decision is issued, the filing of a petition to appeal that decision does not stay enforcement of SCDOT's decision to award the Contract.

All Freedom of Information (FOIA) requests will be sent to the FOIA Officer in the SCDOT Office of Chief Counsel.

6. SELECTION OF CONTRACTOR

The Chair of the Committee will present a report regarding the review of the Proposals along with the Technical and Cost Proposal Analysis results to SCDOT Director of ~~Alternative Delivery Construction's Office~~ and recommend selection of the Proposer with the highest Weighted Criteria Score. Prior to Contract execution, the Office of ~~Alternative Delivery Director of Construction's Office~~ may conduct limited negotiations on any issues regarding scope, schedule, financing, inclusion of ATCs, inclusion of any concepts submitted by another Proposer (provided a stipend is accepted by the unsuccessful Proposer), or any information provided by the selected Proposer. If, however, no limited negotiations are initiated, then in submitting its Proposal, the recommended Proposer agrees to execute and deliver the Contract in the form as existed, as in the Final RFP (or last addendum, if applicable). The ~~Office of Alternative Delivery Director of Construction's Office~~ will prepare a Secretary of Transportation Record of Approval Form requesting authorization to award and execute a Contract. Upon approval by the SCDOT Secretary of Transportation, SCDOT will offer a

Contract to the selected Proposer. However, if the selected Proposer refuses to execute and deliver the Contract (absent limited negotiations-driven revisions) or if the revised Contract terms are not accepted by the selected Proposer or if the selected Proposer is unable to fulfill the Contract requirements, then Proposer agrees that this constitutes a withdrawal and SCDOT may offer a contract to the Proposer with the next highest Weighted Criteria Score and SCDOT may elect to call upon Proposer's bid bond/Proposal guaranty pursuant to the terms thereof.

7. GENERAL INFORMATION

7.1 Reserved Rights

SCDOT reserves the right to terminate the evaluation of one or more of the Proposals if it is determined to be in the best interest of the State to do so.

SCDOT reserves the right, at its sole discretion, to either cancel this solicitation or to re-advertise in another public solicitation when it is in the best interest of the State to do so.

SCDOT reserves the right to reject any and all Proposals, or parts thereof, and/or to discontinue Contract execution with any Party at any time prior to final Contract execution.

Except as to stipends under, and subject to the terms and conditions of executed stipend agreement, SCDOT assumes no liability and will not reimburse costs incurred by firms, whether selected or not, in developing Proposals or in Contract execution.

SCDOT reserves the right to request or obtain additional information about any and all Proposals. SCDOT may also issue addendums to the RFP, which will be posted on the Design-Build website and emailed to all Proposers' Points of Contact.

SCDOT reserves the right to modify all dates indicated or projected in this RFP.

SCDOT reserves the right to appoint subcommittees, composed as it sees fit, and to engage outside experts and consultants, in each case to assist the Committee in evaluation of Proposals

SCDOT reserves the right to make independent calculations with respect to numbers and calculations submitted in a Proposal for purposes of evaluation.

SCDOT reserves the right to require confirmation of information furnished by a Proposer, and to require additional information from a Proposer.

SCDOT reserves the right to seek or obtain information from any source that, in SCDOT's view, has the potential to improve SCDOT's understanding and evaluation of Proposals.

SCDOT reserves the right to disqualify any Proposer from the solicitation for violating any rules or requirements hereof, specified in this RFP or under applicable Law.

SCDOT reserves the right to add to the short-list any Proposer that submitted an SOQ, in order to replace a short-listed Proposer that withdraws or is disqualified from further participation in this solicitation.

SCDOT reserves the right to disclose information submitted or afforded to SCDOT under this RFP or pursuant to applicable Law.

SCDOT reserves the right to exercise any other right reserved or afforded to SCDOT under this RFP and applicable Law.

SCDOT reserves the right to exercise its discretion in relation to the matters that are the subject of this RFP as it considers necessary or expedient in light of all circumstances prevailing at the time that SCDOT considers to be relevant.

SCDOT reserves the right to revise or amend the RFP (or any processes hereunder), specifications and/or drawings, including changes to the date the Proposal is due. Such changes, if any, will be announced by an addendum(s) to this RFP. All information relating to this RFP, including pertinent changes/addendums and other applicable information will be posted on SCDOT's Design-Build website <https://www.scdot.org/business/design-build.aspx>. If changes are made to the RFP within 10 days of the due date, the dates identified in the Milestone Schedule may be adjusted accordingly. Proposers are advised to check this site frequently to ensure they have the latest information.

7.2 Other General Terms:

Receipt of an addendum by the Proposer must be acknowledged in the space provided on the Addendum Notice to Proposer Transmittal Form posted on the SCDOT Design-Build website for this Project. Proposers shall submit the signed Notice with its Technical Proposal response to this RFP. Failure to acknowledge an addendum may result in rejection of the Proposal. Explanations or instructions given in a form other than an addendum or ATC response letter shall not be binding.

After award, if an unsuccessful Proposer would like to schedule a debriefing, Proposer shall submit a request within three Business Days from the date the award notification is posted on the SCDOT Design-Build website for this Project. Only written requests (emails are acceptable) for a debriefing will be scheduled. Failure to request a debriefing within the three Business Day period waives the opportunity for a debriefing.

Proposer shall be held responsible for the validity of all information supplied in its Proposal, including that provided by potential Subcontractors. Should SCDOT subsequently learn that the facts and conditions were not as stated, the Proposal may be rejected or contract terminated for default if after award, in addition to any other remedy available under the contract or by Law.

Proposer, by submitting a Proposal, represents that it has read and understands the RFP, its exhibits, attachments and addendums, and that its Proposal is made in compliance

with the criteria of the RFP. Proposers are expected to examine the RFP, its exhibits, attachments and addendums thoroughly and should request an explanation of any ambiguities, discrepancies, Errors, omissions, or conflicting statements therein. Failure to do so will be at the Proposer's risk. Proposer is responsible for any patent ambiguity in the RFP, its exhibits, attachments and addendums that Proposer does not bring to SCDOT's attention.

Proposal Acceptance Period - By submitting a Proposal, Proposer agrees to hold the Proposal offer available for acceptance a minimum of 90 calendar days after the submission of its Cost Proposal. If a BAFO is requested, Proposer agrees to hold the BAFO available for acceptance a minimum of 90 calendar days after the submission of its BAFO Cost Proposal.

Submission of a Proposer's bid is not considered complete until both the Technical and Cost Proposals are received by SCDOT.

If a Proposer withdraws any time during the procurement, the stipend shall be forfeited and, if the Proposer is the selected Proposer, following evaluation, SCDOT may call upon the bid bond/Proposal security pursuant to the terms thereof.

This RFP does not commit SCDOT to enter into the Contract or proceed with the solicitation. SCDOT and the State of South Carolina assume no obligations, responsibilities or liabilities, fiscal or otherwise, to reimburse all or part of the costs incurred or alleged to have been incurred by Parties considering a response to or responding to this RFP. All such costs shall be borne solely by each responding Proposers.

In no event will SCDOT be bound by, or liable for, any obligations with respect to the Project until such time (if at all) as the Contract has been executed by SCDOT and, then, only to the extent provided in the Contract.

A Business Day is hereby defined as a day in which SCDOT Headquarters is open for business.

ET is the current Eastern Time as observed in the Eastern Time Zone for this Project.

8. MILESTONE SCHEDULE

Milestone Schedule	Date/Time
Provide RFP for Industry Review #1	Tuesday, November 01, 2022
Deadline to Request Confidential Meeting to Discuss Risks, ATCs, and IMR ATCs	Monday, November 07, 2022 by 2:00pm ET
Confidential Risk Register and Conceptual ATC Meetings with Proposers	Tuesday, November 08, 2022
First Confidential Traffic and Interchange Concept Meetings with Proposers	Wednesday, November 09, 2022
Deadline for Proposers to submit Non-Confidential Questions on the RFP for Industry Review #1	Tuesday, November 15, 2022 by 7:30am ET
Provide RFP for Industry Review #2	Thursday, December 01, 2022
Deadline to Request Confidential Meeting to Discuss Risks, ATCs, and IMR ATCs	Friday, December 02, 2022 by 2:00pm ET
Second Confidential Traffic and Interchange Concept Meetings with Proposers	Wednesday, December 07, 2022
Confidential Risk Register and Conceptual ATC Meetings with Proposers	Thursday, December 08, 2022
Deadline to Request Confidential Meeting to Discuss Risks, ATCs, and IMR ATCs	Friday, December 30, 2022 by 2:00pm ET
Deadline for Proposers to submit Non-Confidential Questions on the RFP for Industry Review #2	Wednesday, January 04, 2023 by 7:30am ET
Third Confidential Traffic and Interchange Concept Meetings with Proposers	Thursday, January 05, 2023 through Friday, January 06, 2023
Confidential Risk Register and Conceptual ATC Meetings with Proposers	Monday, January 09, 2023
Provide RFP for Industry Review #3	Wednesday, January 18, 2023
Open-Forum Meeting with Proposers for RFP for Industry Review Non-Confidential Questions/Clarifications	Tuesday, January 24, 2023 at 8:00am ET
Fourth Confidential Traffic and Interchange Concept Meetings with Proposers	Tuesday, February 07, 2023
Issue Final RFP	Wednesday, February 15, 2023
Deadline to Submit Preliminary ATC Package and Confidential Questions	Thursday, February 23, 2023 by 7:30am ET
Deadline to Request Confidential Meeting to Discuss Interchange Concepts and IMR Requirements	Friday, March 03, 2023 by 2:00pm ET

Milestone Schedule	Date/Time
Confidential Preliminary ATC and Confidential Questions One-on-One Meetings with Proposers	Wednesday, March 08, 2023
Fifth Confidential Traffic and Interchange Meetings w/ Proposers and Presentations	Thursday, March 09, 2023 and Friday, March 10, 2023
Deadline to Request Confidential Meeting to Discuss Traffic Interchange Concepts and IMR Requirements	Thursday, March 16, 2023 by 2:00pm ET
Submittal of Non-Confidential Questions	Tuesday, March 21, 2023 by 2:00pm ET
SCDOT Responds to Preliminary ATCs and Confidential Questions Submittal of Non-Confidential Questions	Tuesday, March 21, 2023
Sixth Confidential Traffic and Interchange Concept Meeting with Proposers	Wednesday, March 22, 2023
Submittal of Non-Confidential Questions	Thursday, March 23, 2023 by 2:00pm ET
Open-Forum Meeting to Respond to Non-Confidential Questions	Tuesday, April 04, 2023
Submittal of Formal ATCs for Initial Review and Submittal of Confidential Questions	Wednesday, April 05, 2023 by 7:30am ET
SCDOT Responds to Confidential Questions and to Formal ATCs with final determination, asks questions/requests information, or provides conditional responses	Wednesday, May 03, 2023
Submittal of Non-Confidential Questions	Thursday, May 04 Wednesday, May 03, 2023 by 2:00pm ET
Deadline to Request Confidential Meeting to Discuss Traffic Interchange ATCs and IMR Requirements	Friday, May 05, 2023 by 2:00pm ET
Confidential Formal ATC and Traffic and Interchange One-on-One Meetings	Thursday, May 11, 2023
Resubmittal of Formal ATCs in its final form (no revisions allowed after this Submittal, unless requested by SCDOT)	Wednesday, May 17, 2023 by 2:00pm ET
Open Forum Meeting to Respond to Non-Confidential and Confidential Questions	Thursday, May 18, 2023
SCDOT's Final Determination for Formal ATCs	Friday, June 02, 2023
Confidential One-on-One Meetings	Wednesday, June 14, 2023
Submittal of Non-Confidential and Confidential Questions	Friday, June 23, 2023 by 7:30am ET
SCDOT Responds to Confidential Questions	Monday, July 10, 2023
Open Forum Meeting to Respond to Non-Confidential and Confidential Questions	Tuesday, July 11, 2023

Milestone Schedule	Date/Time
Confidential One-on-One Meetings	Tuesday, July 18, 2023
Submittal of Non-Confidential and Confidential Questions	Tuesday, August 01, 2023 by 7:30am ET
Deadline for Proposers to Submit Independent Peer Review Package	Tuesday, August 08, 2023 by 2:00pm ET
SCDOT Responds to Confidential Questions	Monday, August 14, 2023
Open Forum Meeting to Respond to Non-Confidential and Confidential Questions	Tuesday, August 15, 2023
Confidential One-on-One Meetings	Tuesday, August 22, 2023
Submittal of Non-Confidential and Confidential Questions	Friday, September 01, 2023 by 4:00pm 7:30am ET
SCDOT Responds to Non-Confidential and Confidential Questions	Friday Wednesday , September 8 13, 2023
Open Forum Meeting to Respond to Non-Confidential and Confidential Questions	Thursday, September 14, 2023 Monday, September 11, 2023, from 10:00am to noon ET
Confidential One-on-One Meetings to Discuss Confidential Questions	Tuesday, September 12 9, 2023
Submittal of Technical Proposals	Monday, October 02, 2023 by 2:00pm ET
Technical Proposal Presentations	Monday, November 06, 2023 through Tuesday, November 07, 2023
Submittal of Cost Proposals	Wednesday, December 06, 2023 from 9:00am to 10:00am ET
Public Announcement of the Technical and Cost Proposal Analysis (with team representatives present)	Thursday, December 14 07, 2023 at 1:00pm ET

9. COST PROPOSAL BID FORM

**Carolina Crossroads Phase 3 – I-20/26/126 System
Interchanges
Richland & Lexington Counties**

CONTRACTOR: _____

ADDRESS: _____

Provide full Project scope as described in the Contract Documents.

TOTAL COST TO COMPLETE (A) = _____

No conditional or qualified Bids will be accepted, nor Bids with reservations, assumptions, or that are premised upon changes to the terms of the Contract, and all such Bids will be rejected.

Signature Date

Printed Name

10. NON-COLLUSION CERTIFICATION

NON-COLLUSION CERTIFICATION

Project ID: P039720

IN ACCORDANCE WITH THE PROVISIONS OF S.C. CODE ANN. §§ 39-3-10 ET. SEQ., 39-5-10 ET. SEQ., 15 U.S.C. §45; 23 C.F.R. §635.112(F); AND 28 U.S.C. §1746, I HEREBY ACKNOWLEDGE THAT I AM AN OFFICER OF THE PROPOSER FIRM AND, UNDER PENALTY OF PERJURY UNDER THE LAWS OF THE UNITED STATES AND SOUTH CAROLINA, DECLARE, BY MY CERTIFICATION BELOW, THAT THE FOLLOWING IS TRUE AND CORRECT, AND FURTHER, THAT THIS JOINT-VENTURE, FIRM, PARTNERSHIP, ASSOCIATION OR CORPORATION, OR ANY OTHER LEGAL ENTITY HAS NOT, EITHER DIRECTLY OR INDIRECTLY, ENTERED INTO ANY AGREEMENT, PARTICIPATED IN ANY COLLUSION, OR OTHERWISE TAKEN ANY ACTION IN RESTRAINT OF FREE COMPETITIVE BIDDING IN CONNECTION WITH THE SUBMISSION OF A BID PROPOSAL ON THE ABOVE REFERENCED PROJECT.

BY CHECKING THIS BOX , I CERTIFY THAT I HAVE READ, UNDERSTAND, ACCEPT, AND ACKNOWLEDGE ALL OF THE ABOVE STATEMENTS.

Executed on _____
(Date)

Signed: _____
(Officer/Proposer)

(Title)

(Address)

11. EQUAL EMPLOYMENT OPPORTUNITY CERTIFICATION

(COMPLETE THIS SECTION FOR FEDERAL PROJECTS ONLY) EQUAL EMPLOYMENT OPPORTUNITY PERFORMANCE

Select the Certification that applies to the PROPOSER:

Certification (1) or Certification (2)

Select the appropriate responses in the applicable Certification:

Certification (1): Pursuant to 41 C.F.R. §60-1.7(b)(1), Previous Equal Employment Opportunity Performance Certification, as the Prospective Prime Contractor, I HEREBY CERTIFY THAT I:

(a) **(HAVE / HAVE NOT)** developed and filed an Affirmative Action Program pursuant to 41C.F.R. §60-2 and/or 60-4;

(b) **(HAVE / HAVE NOT)** participated in a previous contract or subcontract subject to the equal opportunity clause;

(c) **(HAVE / HAVE NOT)** filed with the Joint Reporting Committee, the Director of Office of Federal Contract Compliance, or the Equal Employment Opportunity Commission, all reports due under the applicable filing requirements,

OR

Certification (2): I, HEREBY CERTIFY that as the Prospective Prime Contractor submitting this Proposal, **(CLAIM / DO NOT CLAIM)** exemption from the submission of the Standard Form 100 (EEO-1) due to the fact that it employs a total of less than fifty (50) employees under C.F.R. §60-1.7, or qualifies for an exempted status under 41 C.F.R. §60-1.5.

I FURTHER CERTIFY that the above Certification will be made part of any Subcontract Agreement, or other agreement involved with this project.

Executed on _____, 20____ .

Signed: _____
(Officer/PROPOSER)

Title: _____

Company: _____

Address: _____

Note: The above certification is required by the Equal Employment Opportunity Regulations of the Secretary of Labor (41 CFR 60-1.7(b)(1)), and must be submitted by PROPOSERS only in connection with contracts which are subject to the equal opportunity clause. Contracts that are exempt from the equal opportunity clause are set forth in 41 CFR 60-1.5. (Generally, only contracts of \$10,000 or under are exempt.)

Currently, Standard Form 100 (EEO-1) is the only report required by Executive Orders or their implementing regulations.

Proposers, Primary Members, or proposed Subcontractors (any tier) and Consultants who have participated in a previous contract subject to the Executive Orders and have not filed the required reports shall note that 41 CFR 60-1.7(b)(1) prevents the award of contracts and subcontracts unless such contractor submits a report covering the delinquent period or such other period specified by the Federal Highway Administration or by the Director, Office of Federal Contract Compliance, U.S. Department of Labor.

12. STIPEND ACKNOWLEDGEMENT FORM

Stipend Acknowledgement Form

**Carolina Crossroads Phase 3 – I-20/26/126 System
Interchanges
Richland & Lexington Counties**

Proposer: _____

ADDRESS: _____

The undersigned Proposer, hereby:

Waives the stipend for this Project.

Accepts the stipend for this Project.

By accepting the stipend for this Project, Proposer agrees:

- 1) to execute and include the Stipend Agreement in Article XIII of the RFP with its RFP response;
- 2) to submit an invoice with FEIN number for the stipend amount to the SCDOT POC after SCDOT’s posting of the Notice of Award on SCDOT’s Design-Build Website.;
- 3) to transfer all rights to its Work Product used to develop the Proposal as of the date of this acknowledgement. “Work Product” means all submittals, including ATCs, ideas, innovations, solutions, methods, processes, design concepts, materials, electronic files, marked up drawings, cross sections, quantity lists and intellectual property, made by Proposer during the RFP process, including the Proposal, exchange of information during the pre-Proposal and post-Proposal period.

SCDOT will pay the stipend to each eligible unsuccessful Proposer, who has signed a Stipend Agreement, within ninety (90) days after execution of the Contract or the decision to not award a contract.

Date

Proposer

Print Name

13. STIPEND AGREEMENT

STIPEND AGREEMENT
Project ID: P039720
Carolina Crossroads Phase 3 – I-20/26/126 System Interchanges
Richland & Lexington Counties

THIS STIPEND AGREEMENT (the “Agreement”) is made and entered into as of the ___ day of _____, 20__, by and between the SOUTH CAROLINA DEPARTMENT OF TRANSPORTATION (hereinafter “SCDOT”), and _____ (“Proposer”), with reference to the following facts:

SCDOT issued a Request for Proposal (“RFP”) for design and construction of the above-referenced Design-Build Project (“Project”), pursuant to procurement authority granted in Section 57-5-1625 of the S.C. Code of Laws, 1976, as amended. The RFP provided for payment of stipends as provided herein. Capitalized terms used, but not defined, have the meanings ascribed in the RFP.

NOW, THEREFORE, Proposer hereby agrees as follows:

1. Work Product.

1.1 Proposer shall prepare and submit a responsible and responsive Technical Proposal and Cost Proposal that conforms in all material respects to the requirements and provisions of the RFP, as determined by SCDOT, and are timely received by SCDOT in accordance with the RFP Milestone Schedule.

1.2 By signing this Stipend Agreement, Proposer agrees to transfer full and complete ownership to SCDOT of all Work Product. The Work Product (as defined below) shall become the property of SCDOT without restriction or limitation on its use, without further compensation or consideration, and can be used in connection with this Project or any future projects by SCDOT. Neither Proposer nor any of its team members shall copyright any of the material developed under this Agreement.

1.3 The term “Work Product” shall mean the Proposal and all material, electronic files, marked up drawings, cross sections, quantity lists, submittals, alternative technical concepts (ATC), ideas, innovations, solutions, methods, processes, design concepts, Trade Secrets or confidential information, and intellectual property, made by or produced for Proposer in the development and submission of the Technical and Cost Proposal, including exchanges of information during the pre-Proposal and post-Proposal period.

2. Compensation and Payment.

2.1 A stipend to Proposer for the Work Product described herein shall be \$ 3,630,000 and is payable to Proposer that was determined to be responsible and (1) submitted a responsive Technical Proposal and responsive Cost Proposal to the RFP which is not selected for award of this Project, or (2) was awarded the Contract but the Contract was terminated by SCDOT for convenience after the Submittal of Proposal Due Date (See Final RFP Milestone schedule) but prior to the Notice to Proceed #1. Responsibility of Proposers and responsiveness of the Technical Proposal and Cost Proposal will be determined by SCDOT as a condition of payment.

2.2 SCDOT will pay the stipend to Proposer as follows, subject (as applicable) to the following conditions:

- (a) Proposer has submitted this signed Stipend Agreement, unchanged with its response to the RFP.
- (b) After posting of the Notice of Award on SCDOT’s Design-Build Website, Proposer has submitted to SCDOT an invoice, with FEIN Number, for the Stipend amount.
- (c) After execution of the Contract or the decision not to award a contract, SCDOT will pay the invoice for the stipend amount to the unsuccessful Proposer meeting the criteria of Section 2.1 within 90 calendar days of receipt of the invoice from Proposer.
- (d) If the procurement is suspended or cancelled prior to the Proposal Due Date (see FINAL RFP Milestone schedule), no stipend will be paid to Proposer.
- (e) After the submittal of Proposals, but prior to award, if the procurement is cancelled, all Proposers that provide a responsive Technical Proposal and Cost Proposal to the final RFP and submitted a signed Stipend Agreement with their RFP shall receive the stipend
- (f) In the event of a Best and Final Offer, only one stipend will be paid to each Proposer that executed a Stipend Agreement and met the other criteria and conditions herein.
- (g) No stipends will be paid for submitting RFQ responses.
- (h) No stipends will be paid to a Proposer who withdraws at any time from this procurement.

2.3 Acceptance by the Proposer of payment of the stipend amount from SCDOT shall constitute a waiver by Proposer of any and all right, equitable or otherwise, to bring any claim in connection with this procurement, procurement process, award of the Contract, or cancellation of this procurement.

2.4 The Proposer awarded the contract shall be not eligible to receive a stipend.

2.5 If Proposer elects to waive payment of the stipend, SCDOT will not use the ideas or information contained in that Proposer's Proposal for this Project. However, the Proposer's Proposal will be subject to the South Carolina Freedom of Information Act.

3. Indemnities.

3.1 Subject to the limitations contained in Section 3.2, Proposer shall indemnify, protect and hold harmless SCDOT and its directors, officers, employees and contractors from, and Proposer shall defend at its own expense, all claims, costs, expenses, liabilities, demands, or suits at law or equity arising, in whole or in part, from the negligence or willful misconduct of Proposer or any of its agents, officers, employees, representatives or subcontractors or breach of any of Proposer's obligations under this Agreement.

3.2 This indemnity shall not apply with respect to any claims, demands or suits arising from use of the Work Product by SCDOT.

4. Compliance With Laws.

4.1 Proposer shall comply with all federal, state, and local laws, ordinances, rules, and regulations applicable to the work performed or paid for under this Agreement and covenants and agrees that it and its employees shall be bound by the standards of conduct provided in applicable laws, ordinances, rules, and regulations as they relate to work performed under this Agreement. Proposer agrees to incorporate the provisions of this paragraph in any subcontract into which it might enter with reference to the work performed pursuant to this Agreement.

4.2 The Proposer agrees (a) not to discriminate in any manner against an employee or applicant for employment because of race, color, religion, creed, age, sex, marital status, national origin, ancestry or disability of a qualified individual with a disability; (b) to include a provision similar to that contained in subsection (a) in any subcontract; and (c) to post and to cause subcontractors to post in conspicuous places available to employees and applicants for employment, notices setting forth the substance of this clause.

5. Assignment.

Proposer shall not assign this Agreement without SCDOT's prior written consent. Any assignment of this Agreement without such consent shall be null and void.

6. Miscellaneous.

6.1 Proposer and SCDOT agree that Proposer, its team members, and their respective employees are not agents of SCDOT as a result of this Agreement.

6.2 This Agreement, together with the RFP, as amended from time to time, the provisions of which are incorporated herein by reference, embodies the entire agreement of the parties. There are no promises, terms, conditions, or obligations other than those contained herein or in the RFP, and this Agreement shall supersede all previous communications, representation, or agreements, either oral or written, between the parties hereto.

6.3 It is understood and agreed by the parties hereto that if any part, term, or provision of this Agreement is by the courts held to be illegal or in conflict with any law of the State of South Carolina, the validity of the remaining portions or provisions shall not be affected, and the rights and obligations of the parties shall be construed and enforced as if the Agreement did not contain the particular part, term, or provisions to be invalid.

6.4 This Agreement shall be governed by and construed in accordance with the laws of the State of South Carolina.

IN WITNESS WHEREOF, the parties have executed this Agreement as of the date first written above.

Witness:

SOUTH CAROLINA DEPARTMENT
OF TRANSPORTATION

By: _____
Chris Gaskins

Design-Build Engineer

Recommended:

Brad Reynolds
Design-Build Program Manager

Proposer

Name of Proposer

Witness:

By: _____

Its: _____

14. BID BOND FORM

Note: This Bid Bond form is the only means of bid security that will be accepted by the S. C. Department of Transportation.

{ XE "BID BOND" } { TC "BID BOND" }	
South Carolina Department of Transportation BID BOND	Date Bond Executed
Principal	
Surety	
Amount of Bond 5% OF Total Cost to Complete as shown on the Cost Proposal Bid form	Date of Bid
Project	

KNOW ALL MEN BY THESE PRESENTS, That we, the PRINCIPAL, hereinafter "PROPOSER" and SURETY above named are held and firmly bound unto the South Carolina Department of Transportation, hereinafter called the Department, in the sum of the amount stated above, for the payment of which sum well and truly to be made, we bind ourselves, our heirs, executors, administrators, and successors, jointly and severally, firmly by these presents.

The condition of this obligation is such as to operate as a guarantee that the PROPOSER will fully and promptly execute a contract and cause to be executed bonds acceptable to the Department, all as set forth in Request for Proposal (RFP) for the Project identified above and PROPOSER's Response to RFP, should the same be accepted, and that not longer than twenty (20) days after the receipt by the PROPOSER of Contract forms from the Department, Proposer will execute the form of Contract included in the RFP on the basis of the terms and conditions set forth in the RFP and PROPOSER'S Response to RFP together with and accompanied by a Performance and Indemnity bond conforming to bond forms located on the Design-Build website under "Standard Forms", in the total amount of said Contract's Contract Price (as defined therein), and a Payment bond conforming to the bond forms located on the Design-Build website under "Standard Forms", in the amount of 100% of such Contract Price, and that failure to perform shall be just and adequate cause for the annulment of the awards; and it is fully understood that in the event of the annulment of the award, the amount of this guarantee shall immediately be at the disposal of the Department, not as penalty, but as an agreed liquidated damage and as difficult to determine, agreed between the parties are reasonable under the circumstances existing as of the Proposal Due Date (as defined in the RFP) to compensate the Department for losses its will incur as a result of Proposer's failure to enter into the Contract. Should each and all of the foregoing conditions be fulfilled and Performance and Indemnity and Payment bonds, as set forth in the Proposal, be executed, bonds being satisfactory to the Department, this obligation shall be null and void; otherwise to remain in full force and effect.

IN WITNESS THEREOF, the above-burden parties have executed this instrument under their several seals on the date indicated above, the name and corporate seal of each corporate party being hereto affixed and these presents duly signed by its undersigned representative, pursuant to authority of its governing body.

In Presence of: Witness (2 Required) 1. _____ 2. _____	INDIVIDUAL OR PARTNERSHIP PROPOSER _____ (Seal) _____ (Seal)
Attest _____ Secretary Witness (2 Required) 1. _____ 2. _____	Corporate Principal _____ Business Address _____ By _____ Title _____ Affix Corporate Seal
_____ Witness (2 Required) 1. _____ 2. _____	Corporate Surety _____ Business Address _____ By _____ Title _____ Affix Corporate Seal

Note: All signatures and other information must be furnished.

AGREEMENT

FOR THE DESIGN & CONSTRUCTION

of

**CAROLINA CROSSROADS PHASE 3 – I-20/26/126 SYSTEM
INTERCHANGES (P039720)**

RICHLAND and LEXINGTON COUNTIES, SOUTH CAROLINA

A DESIGN-BUILD PROJECT

BY AND BETWEEN

SOUTH CAROLINA DEPARTMENT OF TRANSPORTATION

and

[insert legal name of Contractor]

Dated as of: _____, 20__

TABLE OF CONTENTS

	Page
Article 1. DEFINITIONS; CONTRACT DOCUMENTS; INTERPRETATION OF CONTRACT DOCUMENTS.....	2
1.1 Definitions	2
1.2 Contract Documents; Order of Precedence.....	2
1.3 Construction and Interpretation of Contract Documents.....	3
1.4 Referenced Manuals, Publications, Standards, Policies and Specifications	6
1.5 Errors, Omissions, and Misdescriptions	6
1.6 Project Information Package	7
1.7 Professional Services Licensing Requirements.....	8
1.8 Federal Requirements	8
1.9 Incorporation of ATCs	8
1.10 SCDOT Monetary Obligations.....	8
1.11 Standards Relating to SCDOT Discretion	9
Article 2. TERM; GENERAL OBLIGATIONS OF CONTRACTOR; REPRESENTATIONS AND WARRANTIES	10
2.1 Term	10
2.2 General Obligations of Contractor.....	10
2.3 Representations, Warranties and Covenants of Contractor.....	11
2.4 Survival of Representations and Warranties	13
Article 3. MANAGEMENT SYSTEMS AND OVERSIGHT	14
3.1 Submittal, Review and Approval Terms and Procedures.....	14
3.2 Role of Construction Management and Owner Verification Firm (OVF) and SCDOT Consultants	19
3.3 Role of and Cooperation with FHWA.....	19
3.4 Project Management Plan.....	19
3.5 Traffic Management	20
3.6 Oversight, Inspection and Testing.....	20
3.7 Rights of Cooperation and Access	21
3.8 Testing and Test Results	22

3.9	Interpretive Engineering Decisions.....	22
3.10	Meetings.....	22
3.11	Software Compatibility & Electronic Data Security	23
Article 4.	PROJECT PLANNING, GOVERNMENTAL APPROVALS; ENVIRONMENTAL COMPLIANCE; PUBLIC INFORMATION	25
4.1	Planning and Engineering Activities.....	25
4.2	Site Conditions.....	25
4.3	Governmental Approvals.....	25
4.4	Environmental Compliance	28
4.5	Community Outreach and Public Information	29
Article 5.	RIGHT OF WAY ACQUISITION; ACCESS TO PROJECT RIGHT-OF-WAY; UTILITY ADJUSTMENTS; RELATED TRANSPORTATION FACILITIES	30
5.1	SCDOT’s Right-of-Way Service Responsibilities.....	30
5.2	Contractor Responsibilities	30
5.3	SCDOT Right-of-Way Costs:	31
5.4	Contractor’s Right-of-Way Costs:.....	32
5.5	Access to Parcels:	33
5.6	Schedule Delays:.....	33
5.7	ROW Activity Plan.....	34
5.8	Costs of SCDOT Additional Properties.....	34
5.9	ReservedRailroad Right-of-Way Hold-Offs	36
5.10	Reserved	36
5.11	Reserved	36
5.12	Reserved	36
5.13	Water Wells	36
5.14	Access to Project ROW; Delays.....	36
5.15	Access to Project ROW.....	37
5.16	Utility Adjustments	37
5.17	Integration with Related Transportation Facilities	47
Article 6.	DESIGN AND CONSTRUCTION	49
6.1	General Obligations of Contractor.....	49

6.2	Performance, Design and Construction Standards; Deviations	49
6.3	Changes in Basic Configuration	50
6.4	Design Requirements; Responsibility for Design.....	51
6.5	Cooperation with Other Contractors	52
6.6	Partial Acceptance; Substantial Completion; Punch List; Final Completion	54
6.7	Nonconforming and Defective Work.....	59
6.8	Hazardous Materials Management	59
6.9	Title	62
6.10	Site Security.....	62
6.11	Risk of Loss or Damage.....	62
6.12	ReservedDiscovery of Differing Site Conditions	62
6.13	Clayton Act Assignment.....	64
6.14	UAS Requirements	64
Article 7. TIME; NOTICES TO PROCEED; PROJECT SCHEDULE AND PROGRESS		67
7.1	Time of Essence	67
7.2	Notices to Proceed.....	67
7.3	Issuance of NTP 1	67
7.4	Issuance of NTP 2	68
7.5	Conditions to Design Work Review and Payment	69
7.6	Conditions to Commencement of Construction	69
7.7	Reserved	72
7.8	Reserved	72
7.9	Completion Deadlines	72
7.10	Scheduling of Design, Construction and Payment.....	72
7.11	Recovery Schedule.....	73
Article 8. ADDITIONAL CONTRACTOR OBLIGATIONS.....		74
8.1	Security.....	74
8.2	Traffic Management	74
8.3	Contractor Inspection, Testing and Reporting	75
8.4	Safety Compliance; Emergency Repair Work	75

Article 9. SUBCONTRACTING AND LABOR PRACTICES 77

 9.1 Non-Discrimination; Equal Employment Opportunity 77

 9.2 DBE Requirements and Small Business Opportunity 77

 9.3 On-the-Job Training 78

 9.4 Subcontracts 78

 9.5 Additional Requirements for Independent Quality Firm Subcontract(s) 81

 9.6 Responsibility for Contractor-Related Entities 81

 9.7 Key Personnel 81

 9.8 Subcontracts with Affiliates 84

 9.9 Labor Standards 84

 9.10 Ethical Standards 85

 9.11 Prevailing Wages 86

 9.12 Uniforms 86

Article 10. PERFORMANCE AND PAYMENT BONDS; **GUARANTEES** 87

 10.1 Provision of Bonds 87

 10.2 No Relief of Liability 88

10.3 Guaranty 88

Article 11. INSURANCE; CLAIMS AGAINST THIRD PARTIES 90

 11.1 General Insurance Requirements 90

 11.2 Prosecution of Claims 96

 11.3 Risk of Loss or Damage to Project; Use of Insurance Proceeds 97

 11.4 Claims against Third Parties 97

 11.5 SCDOT’s Right to Remedy Contractor Breach Regarding Insurance 98

Article 12. WARRANTIES 99

 12.1 Warranties 99

 12.2 Applicability of Warranties to Re-Done Work 100

 12.3 Subcontractor Warranties 100

 12.4 Effect of SCDOT or Third-Party Activities on Warranties 101

 12.5 No Limitation of Liability or Remedies 101

 12.6 Damages for Breach of Warranty 101

Article 13. PAYMENT FOR SERVICES	102
13.1 Contract Price	102
13.2 Invoicing and Payment for the Contract Price	104
13.3 Limitations, Deductions and Exclusions	107
13.4 Final Payment.....	110
13.5 Prompt Payment to Subcontractors	111
Article 14. RELIEF EVENTS	113
14.1 Relief Event Claim Process.....	113
14.2 Payment for Extra Work Costs and Delay Costs	119
14.3 Insurance Deductibles	121
14.4 Other Deductibles; Special Provisions	121
14.5 Insurance Adjustments.....	127
14.6 Effect of Relief Events on Completion Deadlines, Performance, and Contractor Default.....	127
14.7 Exclusive Relief; Release of Claims.....	127
14.8 Prevention and Mitigation.....	128
14.9 Limitations.....	129
14.10 Burden of Proof.....	129
Article 15. SCDOT-DIRECTED CHANGES; CONTRACTOR CHANGES; FORCE ACCOUNT DIRECTIVE LETTERS.....	130
15.1 SCDOT-Directed Changes.....	130
15.2 Contractor Changes.....	132
15.3 Force Account Directive Letters	133
Article 16. RAILROAD.....	134
16.1 Railroad Coordination	134
16.2 Right of Entry	134
16.3 Railroad Costs, Railroad Design Reviews	134
16.4 Relief for Certain Railroad Costs, Delays	135
16.5 Progress Payments Reduction.....	136
16.6 Separate Utility Agreement	136

Article 17. SUSPENSION.....	137
17.1 Suspensions for Convenience.....	137
17.2 Suspensions for Cause.....	137
17.3 Responsibilities of Contractor during Suspension Periods	138
Article 18. DEFAULT; REMEDIES	140
18.1 Default of Contractor.....	140
18.2 SCDOT Remedies for Contractor Default	143
18.3 Default Event Due Solely to Contractor’s Failure to Achieve Completion Deadlines.....	146
18.4 Immediate SCDOT Entry to Cure Wrongful Use or Closure	147
18.5 SCDOT Step-in Rights.....	147
18.6 DBE and OJT Special Remedies	149
18.7 Right to Stop Work for Failure by SCDOT to Make Undisputed Payment.....	150
Article 19. LIQUIDATED DAMAGES , LANE CLOSURE PENALTIES AND LIMITATION OF LIABILITY	151
19.1 Liquidated Damages Respecting Delays.....	151
19.2 Liquidated Damages for Violation of Lane Closure Restrictions Penalties.....	152
19.3 Liquidated Damages Respecting DBEs and OJT	152
19.4 Liquidated Damages for Unavailability of Key Personnel	153
19.5 Liquidated Damages Respecting Subcontractor Payroll Reporting	153
19.6 Payment; Satisfaction; Waiver; Non-Exclusive Remedy.....	154
19.7 Limitation on Contractor’s Liability.....	154
19.8 Limitation on Consequential Damages.....	155
19.9 Miscellaneous Liquidated Damages.....	155
Article 20. INDEMNIFICATION	157
20.1 Indemnity by Contractor.....	157
20.2 Defense and Indemnification Procedures.....	159
Article 21. PARTNERING AND DISPUTE RESOLUTION PROCEDURES	162
21.1 Partnering	162
21.2 Dispute Resolution Procedures.....	164

Article 22. RECORDS AND AUDITS; OWNERSHIP OF DOCUMENTS AND INTELLECTUAL PROPERTY.....	167
22.1 Escrow Proposal Documents	167
22.2 Financial Reporting Requirements	168
22.3 Subcontract Pricing Documents	170
22.4 Maintenance and Inspection of Records	170
22.5 Audits	171
22.6 South Carolina Freedom of Information Act	173
22.7 Intellectual Property	174
Article 23. EARLY TERMINATION OF AGREEMENT; TRANSITION AT END OF TERM.....	177
23.1 Termination for Convenience	177
23.2 Termination for Convenience Compensation Amount	177
23.3 Payment	178
23.4 Subcontracts.....	179
23.5 Termination Based on Delayed Issuance of NTPs	179
23.6 Termination by Court Ruling	179
23.7 Termination Based on Statutory Grounds	180
23.8 Responsibilities after Notice of Termination	180
23.9 No Consequential Damages	182
23.10 No Waiver; Release	182
23.11 Dispute Resolution.....	183
23.12 Allowability of Costs.....	183
Article 24. MISCELLANEOUS PROVISIONS	184
24.1 Amendments.....	184
24.2 Waiver 184	
24.3 Independent Contractor	184
24.4 Successors and Assigns; Change of Control	185
24.5 Change of Organization or Name.....	186
24.6 Designation of Representatives; Cooperation with Representatives	186
24.7 Survival.....	187
24.8 Limitation on Third Party Beneficiaries	187

24.9	No Personal Liability of SCDOT Employees; Limitation on State’s Liability	187
24.10	Governing Law.....	187
24.11	Notices and Communications	188
24.12	Taxes	189
24.13	Interest on Amounts Due and Owing.....	189
24.14	Integration of Contract Documents.....	189
24.15	Severability	190
24.16	Headings	190
24.17	Entire Agreement.....	190
24.18	Counterparts	190

LIST OF EXHIBITS

- Exhibit 1 Abbreviations and Defined Terms
- Exhibit 2 Contractor's Proposal Commitments and Clarifications
 - Exhibit 2-1 Contractor's Schematic Design Including Bs
 - Exhibit 2-2 Preliminary Project Baseline Schedule
 - Exhibit 2-3 Proposal Commitments
 - Exhibit 2-4 Cost Proposal Bid Form
 - Exhibit 2-5 Schedule of Values
 - Exhibit 2-6 Certification of Contractor
 - Exhibit 2-7 Certification of Department
 - Exhibit 2-8 Drug-Free Workplace Certification
 - Exhibit 2-9 Commissioner Employee Interest Certification
- Exhibit 3 Federal Requirements
- Exhibit 4 Subcontractor/Hauler Request Form
- Exhibit 5 Key Personnel
 - Exhibit 5-1 Key Personnel Positions
 - Exhibit 5-2 Key Personnel Liquidated Damages
- Exhibit 6 Forms of Performance and Payment Bonds
 - Exhibit 6-1 Form of Performance and Indemnity Bond
 - Exhibit 6-2 Form of Payment Bond
- Exhibit 7 Insurance Requirements
- Exhibit 8 Contract Change Request Form
- Exhibit 9 Initial Designation of Authorized Representatives
- Exhibit 10 List of Project Information Package Documents

1 **DESIGN-BUILD AGREEMENT**
2 **CAROLINA CROSSROADS PHASE 3 – I-20/I-26/I-126 SYSTEM INTERCHANGES DESIGN-**
3 **BUILD PROJECT**

4 This Design-Build Agreement (“Agreement”) is entered into and effective as of
5 _____20___, by and between the South Carolina Department of Transportation (“SCDOT”),
6 an agency of the State of South Carolina (“the State”), and _____-[NTD – INSERT
7 **CONTRACTOR’S LEGAL NAME], a [NTD – INSERT CONTRACTOR’S LEGAL FORM]**
8 (“Contractor”) (“SCDOT” and “Contractor,” collectively “Parties”).

9 **RECITALS**

- 10 A. The State of South Carolina wishes to improve the safety and operation of the State
11 Highway System;
- 12 B. SCDOT, as a servant of the people of the State of South Carolina, wishes to see the
13 Project completed.
- 14 C. SCDOT wishes to enter into an agreement with a private sector design-build contractor to
15 develop, design, and reconstruct the I-20/I-26/I-126 Interchanges including the St.
16 Andrews Road and Bush River Road Interchanges, which consists generally in Lexington
17 and Richland Counties (the “Project”).
- 18 D. SCDOT has identified this Project as one that needs an expeditious and streamlined
19 process that integrates designers and builders into one contract.
- 20 E. SCDOT, working with the Federal Highway Administration (“FHWA”), will utilize an
21 innovative process to allow commencement and completion of the Project in a timely and
22 cost-effective manner with a Design-Build collaborative approach.
- 23 F. Pursuant to S.C. Code Ann. § 57-5-1625 (the “Statute”), SCDOT is awarding this Project
24 using a Design-Build procedure.
- 25 G. Contractor wishes to enter into an agreement with SCDOT to design and construct the
26 Project.
- 27 H. It is the intent of the Parties that this Agreement and the other Contract Documents
28 (defined in Section 1.2.1) collectively constitute a “design-build contract that provides for
29 the design, right-of-way acquisitions, permitting, and construction of a Project by a single
30 entity”, as contemplated under the Statute [and [REDACTED]], and are entered into in
31 accordance with the provisions of the RFP.

32 NOW, THEREFORE, in consideration of the sums to be paid by SCDOT to Contractor,
33 the Work to be performed by Contractor, the foregoing premises, covenants, and agreements set
34 forth herein, and other consideration, the receipt and sufficiency being hereby acknowledged by
35 the Parties, the Parties hereby agree as follows:

1 **Article 1.**
2 **DEFINITIONS; CONTRACT DOCUMENTS; INTERPRETATION OF CONTRACT**
3 **DOCUMENTS**

4 **1.1 Definitions**

5 Definitions for the terms used in this Agreement and the other Contract Documents are
6 contained in [Exhibit 1](#).

7 **1.2 Contract Documents; Order of Precedence**

8 **1.2.1** The term "Contract Documents" shall mean the Documents listed in this
9 [Section 1.2](#). Each of the Contract Documents is an essential part of the agreement between the
10 Parties, and a requirement occurring in one is as binding as though occurring in all. The Contract
11 Documents are intended to be complementary and to describe and provide for a complete
12 agreement subject to [Section 1.2.4](#). The order of precedence, from highest to lowest as set forth
13 below, shall control if there exists any conflict among the Contract Documents:

14 (a) Change Orders and Agreement amendments (excluding amendments to
15 the Technical Provisions which are separately addressed in subparagraphs (d) and (e), below),
16 and all exhibits and attachments thereto;

17 (b) The Agreement (including all exhibits and the executed originals of exhibits
18 that are contracts, except [Exhibit 2](#));

19 (c) Contractor's Proposal Commitments and ATCs (as set forth in [Exhibit 2](#));

20 (d) Technical Provisions amendments, and all exhibits and attachments to
21 such amendments;

22 (e) Technical Provisions, and all exhibits and attachments to the Technical
23 Provisions (except Technical Provision 1000);

24 (f) SCDOT Special Provisions (as set forth in Technical Provision 1000);

25 (g) SCDOT Supplemental Technical Specifications;

26 (h) Special provisions in publications and manuals to the extent incorporated
27 by reference into the Technical Provisions;

28 (i) Publications and manuals to the extent incorporated by reference into the
29 Technical Provisions;

30 (j) RFC Documents to be developed in accordance with the Contract
31 Documents, provided that: (a) specifications contained therein shall have precedence over Plans;
32 (b) no conflict shall be deemed to exist between the RFC Documents and the other Contract
33 Documents with respect to requirements of the RFC Documents that SCDOT determines are
34 more beneficial than the requirements of the other Contract Documents; and (c) any other
35 Deviations contained in the RFC Documents shall have priority over conflicting requirements of
36 other Contract Documents only to the extent that the conflicts are specifically identified to SCDOT
37 by Contractor and SCDOT approves such Deviations in writing in its discretion;

38 (k) SCDOT Standard Drawings;

1 (l) SCDOT Supplemental Specifications; and

2 (m) SCDOT Standard Specifications

3 Notwithstanding the order of precedence among Contract Documents set forth in Section
4 1.2.1, in the event and to the extent that Exhibit 2-3 expressly specifies that it is intended to
5 supersede specific provisions in the Contract Documents, including approved Deviations
6 expressly listed in Exhibit 2-3, Exhibit 2-3 shall control over specific provisions of the Contract
7 Documents. Moreover, if a Contract Document contains differing provisions on the same subject
8 matter than another Contract Document of the same priority, the provisions that establish the
9 higher quality, manner or method of performing the Work or use more stringent standards in
10 SCDOT's judgment shall prevail.

11 In the event of a conflict among any standards, criteria, requirements, conditions,
12 procedures, specifications or other provisions applicable to the Project established by reference
13 to a described manual or publication within a Contract Document or set of Contract Documents,
14 the standard, criterion, requirement, condition, procedure, specification or other provision offering
15 higher quality, more stringent or better performance in SCDOT's judgment will apply. Any such
16 conflict shall be resolved through the procedure set forth in Section 3.9.1.

17 **1.2.2 Proposal**

18 Contractor shall fully perform all of the obligations as set forth in the Proposal, including
19 Contractor's Schematic Design, in compliance with the Contract Documents. This performance
20 obligation extends to all statements, offers, terms, concepts or designs in the Proposal including
21 those that can reasonably be interpreted as offers to provide higher quality items or more
22 advantageous terms to SCDOT than otherwise required by the other Contract Documents.

23 **1.2.3 Project Management Plan**

24 In the event of any conflict, ambiguity or inconsistency between the Project Management
25 Plan and any of the Contract Documents, the Contract Documents shall prevail.

26 **1.2.4 Obligations Regarding Reporting of Conflicts, Ambiguities, 27 Inconsistencies**

28 A Party that becomes aware of any conflict, ambiguities, omissions, or inconsistencies
29 within the Contract Documents shall notify the other Party in writing of the conflict within five
30 Business Days. SCDOT will issue a written determination resolving the conflict within 15
31 Business Days after SCDOT receives Notice or becomes aware of any such conflict.

32 **1.3 Construction and Interpretation of Contract Documents**

33 **1.3.1 Interpretation**

34 The language in all parts of the Contract Documents shall be construed simply, as a whole
35 and in accordance with its plain, ordinary and popular meaning and not strictly for or against any
36 Party. The Parties acknowledge and agree that the Contract Documents are the product of an
37 extensive series of thorough, arm's length exchange of ideas, questions, answers, information
38 and drafts during the Proposal preparation process, that each Party has been given the
39 opportunity to independently review the Contract Documents with legal counsel, and that each
40 Party has the requisite experience and sophistication to negotiate, understand, interpret and
41 agree to the particular language of the provisions of the Contract Documents. Accordingly, it is
42 the Parties' intent that any interpretation or construction of any perceived conflict, ambiguity, or

1 inconsistency in, between, or among the Contract Documents, whether by Dispute Resolution or
2 otherwise, shall not be against the Party preparing it, and instead shall be by other rules of
3 interpretation and construction. SCDOT's final answers to the questions posed by any Party
4 during the Proposal preparation process are not part of the Contract Documents and shall not be
5 relevant in interpreting the Contract Documents.

6 **1.3.2 Number and Gender**

7 In this Agreement, terms defined in the singular have the corresponding plural meaning
8 when used in the plural and vice versa, and words in one gender include all genders.

9 **1.3.3 Headings**

10 The division of this Agreement into parts, articles, sections and other subdivisions is for
11 convenience of reference only and shall not affect the construction or interpretation of this
12 Agreement. The headings in this Agreement are not intended to be full or precise descriptions of
13 the text to which they refer and shall not be considered part of this Agreement.

14 **1.3.4 References to this Agreement**

15 The words "herein", "hereby", "hereof", "hereto" and "hereunder" and words of similar
16 import refer to this Agreement as a whole and not to any portion of it. The words "Article",
17 "Section", "paragraph", "sentence", "clause" and "Exhibit" mean and refer to the specified article,
18 section, paragraph, sentence, clause or exhibit of, or to, this Agreement. A reference to a
19 subsection or clause "above" or "below" refers to the denoted subsection or clause within the
20 Section in which the reference appears.

21 **1.3.5 References to Agreements and Other Documents**

22 Unless specified otherwise, a reference to an agreement or other Document is a reference
23 to such agreement or other Document (including any schedules or exhibits thereto) as it may be
24 amended, modified or supplemented from time to time in accordance with its terms to the extent
25 any such original Documents, amendments, modifications and supplements are consistent with
26 the Contract Documents. If there is a conflict, then the order of priority as set forth in Section 1.2
27 *et seq.* shall control.

28 **1.3.6 References to Any Person**

29 A reference in this Agreement to any Person at any time refers to such Person's permitted
30 successors and assigns.

31 **1.3.7 Meaning of Terms**

32 In this Agreement, words shall be given their plain, ordinary, and popular meaning unless
33 specifically defined in Definitions in Exhibit 1.

34 **1.3.7.1 Words of inclusion**

35 The words "include," "including," and "includes" means "including without
36 limitations" and shall not be considered to set forth an exhaustive list. This Agreement specifically
37 rejects the South Carolina doctrine "*expressio unius est exclusio alterius*" or "*inclusio unius est*
38 *exclusio alterius*."

39 **1.3.7.2 Words of mandatory action versus permissive action**

1 The words “shall” and “must” are words that mean the action is mandatory
2 action unless used in conjunction with “not.” The words “may” or “might” mean the action is
3 permissive and discretionary unless used in conjunction with “not.” The use of “not” in either
4 circumstance means the action is forbidden and not discretionary.

5 **1.3.8 Meaning of Discretion**

6 In this Agreement, except as otherwise stated herein, the word “discretion” with respect to
7 any Person or Party means the sole and absolute individual choice or good judgment of such
8 Person or Party exercised reasonably and in accordance with the implied warranty of good faith
9 and fair dealing. “Discretion” does not include any choice or judgment that violates any relevant
10 professional standard of care.

11 **1.3.9 Computation of Periods**

12 If a specified date to perform any act or give any Notice in the Contract Documents
13 (including the last date “within” a specified time period) falls on a non-Business Day, such act or
14 Notice may be timely performed on the next succeeding Business Day; provided, however, that
15 non-Business Day deadlines contained in the Contract Documents for actions to be taken in the
16 event of an Emergency or other circumstances, where it is clear that performance is intended to
17 occur on a non-Business Day, shall not be extended to the next succeeding Business Day.

18 **1.3.10 Meaning of Promptly**

19 In this Agreement, the word “promptly” means as soon as reasonably practicable
20 considering then-prevailing circumstances. The Parties agree “promptly” means within two
21 Business Days absent unusual circumstances.

22 **1.3.11 Trade Meanings**

23 Unless otherwise defined herein, words or abbreviations that have well-known trade
24 meanings are used herein accordance with those meanings.

25 **1.3.12 Dimensions**

26 On Plans, working drawings, and standard Plans, calculated dimensions shall prevail over
27 scaled dimensions.

28 **1.3.13 Laws**

29 Unless specified otherwise, a reference to a Law is considered to be a reference to a
30 Federal or South Carolina statute and/or regulation: (a) such Law as it may be amended, modified,
31 supplemented or interpreted by the courts from time to time; (b) all regulations and rules pertaining
32 to or promulgated pursuant to such Law; (c) the successor to the Law resulting from recodification
33 or similar reorganizing of Laws; and (d) all future Laws pertaining to the same or similar subject
34 matter.

35 **1.3.14 Time Zones**

36 Unless specified otherwise, references in the Agreement to time or hours shall be to
37 prevailing Eastern Time.

1 **1.4 Referenced Manuals, Publications, Standards, Policies and Specifications**

2 **1.4.1** References in the Technical Provisions to manuals or other publications
3 governing the Work shall mean the most recent edition or revision thereof and amendments and
4 supplements thereto in effect on the Final RFP release date, unless otherwise expressly provided.

5 **1.4.2** In interpreting standards, policies and specifications referenced in the
6 Technical Provisions, the following apply:

- 7 (a) References to the “project owner” shall mean SCDOT; and
8 (b) References to “plan(s)” shall mean the RFC Documents.

9 **1.5 Errors, Omissions, and Misdescriptions**

10 **1.5.1** Contractor acknowledges that prior to the Effective Date it has had the
11 opportunity to identify any Errors, omissions, and potentially unsafe provisions in the Technical
12 Provisions and other Contract Documents, and the opportunity and duty to notify SCDOT of such
13 fact and of the changes to the provisions that Contractor believed were the minimum necessary
14 to render the provisions correct and safe. Contractor shall take no advantage of or benefit from
15 any Error or omission in the Contract Documents that Contractor knew of or, through the exercise
16 of reasonable care, should know of prior to the Effective Date.

17 **1.5.2** If it is necessary to adopt changes to the Technical Provisions after the
18 Effective Date to make the provisions correct and safe, such changes shall not be grounds for
19 any adjustment to the Contract Price, Completion Deadlines or other Claim; provided, however,
20 that adoption of such a change shall be treated as an SCDOT-Directed Change if: (a) Contractor
21 neither knew nor had reason to know prior to the Effective Date that the provision was erroneous
22 or created a potentially unsafe condition; or (b) Contractor knew of and reported to SCDOT the
23 erroneous or potentially unsafe provision prior to the Effective Date, and SCDOT did not adopt
24 necessary changes. If Contractor commences or continues any Work affected by such a change
25 after the need for the change was discovered or suspected or should have been discovered or
26 suspected through the exercise of reasonable care, Contractor shall bear any additional costs
27 associated with redoing the Work already performed.

28 **1.5.3** Contractor shall promptly notify SCDOT if Contractor identifies any Errors in
29 the Contract Documents and obtain specific instructions from SCDOT regarding any such Error
30 before proceeding with the affected Work.

31 **1.5.4** If Contractor determines that the **SCDOT drafted** Contract Documents do not
32 detail or describe sufficiently the Work or any matter relative thereto, Contractor shall request
33 further explanation from SCDOT and shall comply with any explanation thereafter provided by
34 SCDOT. The fact that the **Contractor drafted** Contract Documents omit or misdescribe any details
35 of any Work that are necessary to carry out the intent of the **Contractor drafted** Contract
36 Documents shall not relieve Contractor from performing such omitted Work (no matter how
37 extensive) or misdescribed details of the Work. ~~Instead,~~ Contractor shall be deemed to have
38 known or have had reason to know of such omission or misdescription **within Contractor drafted**
39 **Contract Documents** prior to the Effective Date, and shall perform such Work as if the details were
40 fully and correctly set forth and described in the **Contractor drafted** Contract Documents without
41 entitlement to a Change Order, except as specifically allowed under **Section 14. Contractor shall**
42 **be entitled to a Change Order if the misdescription or omission within SCDOT drafted Contract**

1 Documents could not have been known to Contractor prior to the Effective Date through the
2 exercise of reasonable care.

3 **1.5.5** Errors in the Schematic Design that require a Necessary Schematic ROW
4 Change are governed by [Section 6.4.3](#) and [Section 14.4.1](#).

5 **1.5.6** Inconsistent or conflicting provisions of the Contract Documents shall not be
6 treated as erroneous provisions under this [Section 1.5](#), but instead shall be governed by [Section](#)
7 [1.2](#).

8 **1.6 Project Information Package**

9 **1.6.1** SCDOT has provided the Project Information Package to Contractor.

10 **1.6.2** Except as provided in [Section 1.6.3](#), Contractor acknowledges and agrees that:

11 (a) The Project Information Package is provided for informational purposes
12 only;

13 (b) The Project Information Package is not mandatory or binding on
14 Contractor or SCDOT;

15 (c) Contractor is not entitled to rely on the Project Information Package as
16 presenting any design, engineering, or construction solutions or other direction, means or
17 methods for complying with the requirements of the Contract Documents, Governmental
18 Approvals or Law;

19 (d) SCDOT will not be liable—and Contractor specifically waives—for any
20 causes of action, Claims or Losses suffered by any Contractor-Related Entity by reason of any
21 use of information contained in, or any action or forbearance in reliance on, the Project
22 Information Package;

23 (e) SCDOT has not verified the information in the Project Information
24 Package, and does not represent or warrant that the information contained in the Project
25 Information Package is accurate, comprehensive, complete, free from Error or omission or that
26 such information is in conformity with the requirements of the Contract Documents, NEPA
27 Approval, other Governmental Approvals or Laws;

28 (f) Without limiting clause (e) above, SCDOT makes no representations or
29 warranties as to any surveys, data, reports or other information provided by SCDOT or other
30 Persons concerning surface conditions and subsurface conditions, including information relating
31 to Utilities, Hazardous Materials, contaminated groundwater, archeological, paleontological,
32 cultural and historic resources, unexploded ordnance, seismic conditions, and Threatened or
33 Endangered Species, affecting the Work, the Site or surrounding locations;

34 (g) Contractor shall have no right to additional compensation or Completion
35 Deadline adjustment based on any Error in the Project Information Package;

36 (h) Contractor can conduct and is obligated hereunder to conduct a
37 Reasonable Investigation to verify or supplement the Project Information Package;

38 (i) Contractor represents it has conducted its own Reasonable Investigation
39 to verify or supplement the Project Information Package or specifically waives the right to conduct
40 a Reasonable Investigation into the accuracy of the Project Information Package, and

1 (j) If and to the extent Contractor or anyone on Contractor's behalf in any way
2 uses information in the Project Information Package, such use is made on the basis that such
3 use is entirely at Contractor's own risk and at its own discretion and that Contractor, not SCDOT,
4 is responsible for such information.

5 **1.6.3** Section 1.6.2 shall not adversely affect the specific relief available to
6 Contractor under Article 14 for Relief Events under clauses (h), (j), (k), (l) and (p) of the definition
7 of Relief Event.

8 **1.7 Professional Services Licensing Requirements**

9 SCDOT does not intend to contract for, pay for, or receive any Professional Services that
10 are in violation of any professional licensing or registration Laws. Contractor acknowledges by
11 execution of this Agreement that SCDOT has no such intent to violate any Laws regarding
12 professional licensing or registration. It is the intent of the Parties that Contractor is fully
13 responsible for furnishing the Professional Services of the Project through itself or through
14 Subcontracts with licensed/registered Professional Service firm(s) as provided herein. Any
15 reference to Contractor's responsibilities or obligations to "perform" the Professional Services
16 portions of the Work shall mean that Contractor shall "furnish" the Professional Services for the
17 Project as described in this Section 1.7. The terms and provisions of this Section 1.7 shall control
18 and supersede every other provision of all Contract Documents.

19 **1.8 Federal Requirements**

20 Contractor shall comply with and require its Subcontractors to comply with all Federal
21 Requirements, including those requirements set forth in Technical Provision 1000. In the event
22 of any conflict between any applicable Federal Requirements and the other requirements of the
23 Contract Documents, the Federal Requirements as the supreme Law of the land shall prevail,
24 shall take precedence and be in force over and against any such conflicting provisions to the
25 extent necessary to eliminate the conflict with the Contract Documents with the non-conflicting
26 portions of the Contract Documents remaining in full force and effect.

27 **1.9 Incorporation of ATCs**

28 **1.9.1** If the Contract Documents incorporate any ATCs and either: (a) Contractor
29 does not comply with one or more SCDOT conditions for pre-approval for the ATC or (b)
30 Contractor does not obtain the required third-party approval for the ATC, then Contractor shall
31 comply with the requirements in the Contract Documents that would have applied in the absence
32 of such ATC, including acquiring Contractor-Designated ROW necessary to comply with the
33 Contract Documents, and such compliance shall be without any increase in the Contract Price,
34 extension of the Completion Deadlines or any other Change Order.

35 **1.9.2** ATCs contained in Proposals submitted by unsuccessful Proposers maybe
36 presented to Contractor as a Request for Change Proposal in accordance with Section 15.1.2 or
37 Force Account Directive Letter in accordance with Section 15.3.

38 **1.10 SCDOT Monetary Obligations**

39 SCDOT represents that it has sufficient funds through appropriations, taxes, fees, loans,
40 grants and other funding sources to satisfy all monetary obligations to pay for the Work as required
41 by the Contract Documents. SCDOT will obtain any necessary additional funding through

1 whatever source it deems appropriate if the cost exceeds the funds already designated to pay for
2 the Work. 1.10 The Contract Documents do not create a debt for the State of South Carolina
3 under the South Carolina Constitution.

4 **1.11 Standards Relating to SCDOT Discretion**

5 **1.11.1 Reasonableness Standard.** In all cases, where approvals, consents,
6 determinations, acceptance, decisions, or other action are required to be provided or made by
7 SCDOT under the Contract Documents, including with respect to Submittals, such approvals,
8 consents, determinations, acceptance, decisions, or other action shall not be withheld
9 unreasonably except in cases where a different standard is specified in the Contract Documents.

10 **1.11.2 Good Faith Discretion Standard.** If the approvals, consents, determinations,
11 acceptance, decisions, or other action is subject to the good faith discretion of SCDOT, then its
12 approvals, consents, determinations, acceptance, decisions, or other action shall be binding,
13 unless it is finally determined through the Dispute Resolution Procedures that SCDOT action was
14 arbitrary or capricious. The use of the word “discretion” with any qualifier except the qualifier of
15 “sole” is intended to mean the exercise of good faith discretion subject to the Dispute Resolution
16 Procedures. **If the decision is determined to be arbitrary and capricious and causes Delay, it will**
17 **constitute and be treated as a SCDOT-Caused Delay.**

18 **1.11.3 Sole Discretion Standard.** In cases where sole discretion is specified, the
19 decision shall not be subject to the Dispute Resolution Procedures or other legal challenge. No
20 use of the word discretion herein shall be construed to be the exercise of sole discretion absent
21 the “sole” qualifier.

22 **1.11.4 Failure to Act.** In all cases where SCDOT approvals, consents, determinations,
23 acceptance, decisions, or other actions are required (regardless as to whether subject to the
24 reasonableness, good faith, or sole discretion standards) and SCDOT fails to act, such failure to
25 act shall constitute a disapproval, lack of consent, rejection, or the equivalent.

1 **Article 2.**
2 **TERM; GENERAL OBLIGATIONS OF CONTRACTOR; REPRESENTATIONS AND**
3 **WARRANTIES**

4 **2.1 Term**

5 This Agreement shall take effect on the Effective Date and shall remain in effect until the
6 earlier to occur of: (a) expiration of the Warranty Term; or (b) the date that this Agreement is
7 ~~earlier~~ terminated as provided herein (the "Term").

8 **2.2 General Obligations of Contractor**

9 **2.2.1 Design & Construction (D&C) Work**

10 As more fully described in the Contract Documents, Contractor shall perform the D&C
11 Work. The D&C Work shall include, but it is not limited to, the following: the development, design,
12 alteration, repairing, maintenance, modification and construction of the Project or any roadway,
13 bridge, tunnel or other structure or improvement to real property, or demolition or excavation
14 including the furnishing of surveying, architectural, engineering or landscape design, planning or
15 management services, labor or materials, in connection with such Work connected therewith
16 conforming to the Basic Configuration and otherwise complying with the requirements of the
17 Contract Documents, except as otherwise approved by SCDOT in its discretion. All materials,
18 services and efforts necessary to achieve Substantial Completion and Final Completion of the
19 Project on or before the applicable Completion Deadline shall be solely Contractor's responsibility,
20 except as otherwise specifically provided in the Contract Documents. Contractor shall plan,
21 schedule, and execute all aspects of the D&C Work and shall coordinate its activities with all
22 Persons who are directly impacted by the D&C Work. Subject to the terms of [Article 14](#), the cost
23 of all D&C Work, including such materials, services and efforts as are necessary for the D&C
24 Work, are included in the Contract Price.

25 **2.2.2 Maintenance Services**

26 Contractor shall perform all maintenance (referred herein as "Maintenance Services")
27 within all of right of way acquired for the Project for all Elements existing and Work within the Site.
28 Contractor shall commence Maintenance Services beginning with the issuance of NTP 2 and
29 concluding with the issuance of Notice of Final Completion. The Maintenance Services shall
30 comply with corresponding requirements set forth in the Contract Documents, except as otherwise
31 approved by SCDOT in its discretion. Subject to the terms of [Article 14](#), the cost of all Maintenance
32 Services, including all materials, services and efforts necessary to perform the Maintenance
33 Services, are included in the Contract Price.

34 **2.2.3 The Work Generally**

35 Contractor shall comply, and cause all Subcontractors to comply, with applicable Laws,
36 applicable Safety Standards, and shall perform, and cause all Subcontractors to perform, the
37 Work in accordance with the requirements contained in the Contract Documents and Good
38 Industry Practice.

1 **2.3 Representations, Warranties and Covenants of Contractor**

2 Contractor makes the following representations, warranties and covenants:

3 **2.3.1** Contractor and its Subcontractors shall possess and maintain during all
4 periods necessary for the performance of the Work all requisite professional ability, knowledge,
5 skill, experience, training, or education, authority, licenses, registrations, and capacity to perform
6 the Work in accordance with the requirements contained in the Contract Documents and Good
7 Industry Practice.

8 **2.3.2** Contractor has made a Reasonable Investigation and has evaluated all of the
9 possible constraints affecting design and construction of the Project as of the Effective Date.
10 Contractor has specifically evaluated the limits of the Project ROW and the NEPA Approval. After
11 this Reasonable Investigation, Contractor believes that the Project can be designed and built
12 within the Project ROW excepting the Contractor-Designated ROW proposed by Contractor
13 during the ATC process. Contractor has evaluated the feasibility of performing the D&C Work
14 within the Completion Deadlines and for the Contract Price, accounting for constraints affecting
15 the Project, and has reasonable grounds for believing and does believe that such performance
16 (including achievement of Substantial Completion and Final Completion by the applicable
17 Completion Deadlines for the Contract Price) is feasible and practicable, subject to Contractor's
18 right to seek relief for Necessary Schematic ROW Changes under [Article 14](#).

19 **2.3.3** Contractor conducted a Reasonable Investigation prior to the Proposal Due
20 Date and in accordance with Good Industry Practice and as a result of such Reasonable
21 Investigation is familiar with and accepts the physical requirements of the Work, subject to
22 Contractor's right to seek relief under [Article 14](#).

23 **2.3.4** Contractor has familiarized itself with the requirements of any and all applicable
24 Laws and the conditions of any required Governmental Approvals prior to entering into this
25 Agreement. As of the Effective Date, Contractor has no reason to believe that any Governmental
26 Approval required to be obtained by Contractor will not be granted in due course and thereafter
27 remain in effect to enable the Work to proceed in accordance with the Contract Documents.

28 **2.3.5** All Work furnished by Contractor shall be performed by or under the
29 supervision pursuant to S.C. Code Ann. § 40-11-270(E) of Persons who hold all necessary and
30 valid licenses to perform the Work in the State, by personnel who are careful, skilled, experienced
31 and competent in their respective trades or professions, who are professionally qualified to
32 perform the Work in accordance with the Contract Documents and who shall assume professional
33 responsibility for the accuracy and completeness of the Design Documents, Construction
34 Documents and other Documents prepared or checked by them.

35 **2.3.6** As of the Effective Date, Contractor is a [NTD – *INSERT CONTRACTOR'S*
36 *FORM OF LEGAL ENTITY*] duly organized and validly existing under the Laws of the [NTD –
37 *INSERT CONTRACTOR'S STATE OF ORGANIZATION*]. Contractor is also properly registered
38 to do business within the State with all requisite power and all required licenses to carry on its
39 present and proposed obligations under the Contract Documents and has full power, right and
40 authority to execute and deliver the Contract Documents and the **Key-sS** Subcontracts to which
41 Contractor is (or will be) a Party and to perform each and all obligations of Contractor provided
42 for herein and therein.

43 **2.3.7** Contractor is duly qualified to do business, and is in good standing, in the State
44 as of the Effective Date, and will remain in good standing throughout the Term and for as long

1 thereafter as any obligations remain outstanding under the Contract Documents. The failure of
2 Contractor to maintain good standing is a material term of this Contract and constitutes a Material
3 Breach thereof.

4 **2.3.8** ReservedAt any time a Guaranty is required to be in place pursuant to the
5 Contract Documents, the applicable Guarantor is duly organized, validly existing and in good
6 standing under the laws of the state of its organization, is duly qualified to do business in and is
7 in good standing in the State, and shall remain in good standing with sufficient reserves for as
8 long as any obligations guaranteed by such Guarantor remain outstanding under the Contract
9 Documents and each such Guarantor has all requisite power and all required licenses to carry on
10 its present and proposed obligations under the Contract Documents.

11 **2.3.9** ReservedAt any time a Guaranty is required to be in place pursuant to the
12 Contract Documents, all required approvals have been obtained with respect to the execution,
13 delivery and performance of such Guaranty, and performance of such Guaranty will not result in
14 a breach of or a default under the applicable Guarantor's organizational documents or any
15 indenture or loan or credit agreement or other material agreement or instrument to which the
16 applicable Guarantor is a party or by which its properties and assets may be bound or affected.

17 **2.3.10** ReservedEach Guaranty has been duly authorized by all necessary corporate
18 action, has been duly executed and delivered by each Guarantor, and constitutes the legal, valid
19 and binding obligation of such Guarantor, enforceable in accordance with its term, subject only to
20 applicable bankruptcy, insolvency and similar laws affecting the enforceability of the rights of
21 creditors generally and the general principles of equity.

22 **2.3.11** The execution, delivery and performance of the Contract Documents and the
23 Key Ssubcontracts to which Contractor is (or will be) a Party have been (or will be) duly authorized
24 by all necessary corporate action of Contractor; each Person executing the Contract Documents
25 and the Key Ssubcontracts on behalf of Contractor has been (or at the time of execution will be)
26 duly authorized to execute and deliver each such Document on behalf of Contractor; and the
27 Contract Documents and the Key Ssubcontracts have been (or will be) duly executed and
28 delivered by Contractor.

29 **2.3.12** Neither the execution and delivery by Contractor of the Contract Documents or
30 the Key Ssubcontracts to which Contractor is (or will be) a Party, nor the consummation of the
31 transactions contemplated hereby or thereby, is (or at the time of execution will be) in conflict with
32 or has resulted or will result in a default under or a violation of the governing instruments or
33 organizational documents of Contractor or a breach or default under any indenture or loan or
34 credit agreement or other material agreement or instrument to which Contractor is a party or by
35 which its properties and assets may be bound or affected.

36 **2.3.13** Each of the Contract Documents and the Key Ssubcontracts to which
37 Contractor is (or will be) a Party constitutes (or at the time of execution and delivery will constitute)
38 the legal, valid and binding obligation of Contractor, enforceable against Contractor, in
39 accordance with its terms, subject only to applicable bankruptcy, insolvency and similar Laws
40 affecting the enforceability of the rights of creditors generally and to general principles of equity.

41 **2.3.14** As of the Effective Date, there is no action, suit, proceeding, investigation or
42 litigation pending and served on Contractor which challenges Contractor's authority to execute,
43 deliver or perform, or the validity or enforceability of the Contract Documents or the Key
44 Ssubcontracts to which Contractor is a Party, or which challenges the authority of any of
45 Contractor's officials that are executing the Contract Documents or the Key Ssubcontracts; and

1 Contractor has disclosed to SCDOT prior to the Effective Date any pending and un-served or
2 threatened action, suit, proceeding, investigation or litigation with respect to such matters of which
3 Contractor is aware.

4 **2.3.15** As of the Proposal Due Date, Contractor has disclosed to SCDOT in writing all
5 organizational conflicts of interest of Contractor and its Subcontractors of which Contractor was
6 aware; and between the Proposal Due Date and the Effective Date, Contractor has not obtained
7 knowledge of any additional organizational conflict of interest, and there have been no
8 organizational changes to Contractor, or its Subcontractors identified in its Proposal which have
9 not been approved in writing by SCDOT. For this purpose, an organizational conflict of interest
10 has the same meaning as set forth in the RFP.

11 **2.3.16** Reserved

12 **2.4 Survival of Representations and Warranties**

13 The representations and warranties of Contractor contained herein shall survive expiration
14 or earlier termination of this Agreement.

Article 3.
MANAGEMENT SYSTEMS AND OVERSIGHT

3.1 Submittal, Review and Approval Terms and Procedures

3.1.1 General

This Section 3.1 sets forth uniform terms and procedures that shall govern all Submittals to SCDOT pursuant to the Contract Documents or the Project Management Plan and component plans thereunder. In the event of any irreconcilable conflict between the provisions of this Section 3.1 and any other provisions of the Contract Documents or the Project Management Plan and component plans thereunder concerning submission, review and approval procedures, this Section 3.1 shall exclusively govern and control, except to the extent that the conflicting provision expressly states otherwise.

3.1.2 Time Periods

3.1.2.1 Except as otherwise provided in this Section 3.1.2 or in Section 7.5, whenever SCDOT is entitled to review, comment on, review and comment on, or to affirmatively approve or accept, a Submittal, SCDOT will have a period of 15 Business Days to act after the date SCDOT receives an accurate and complete Submittal in conformity with the Contract Documents, and all necessary or requested information and documentation concerning the subject matter. SCDOT's review period for Contractor's resubmission of a previously submitted or complete Submittal shall be 10 Business Days. If SCDOT determines that a Submittal is not complete, SCDOT will notify Contractor of such determination within 15 Business Days of receipt of such Submittal. The Parties shall agree in good faith upon any necessary extensions of the review-comment-and-approval period to accommodate particularly complex or comprehensive Submittals.

3.1.2.2 If any other provision of the Contract Documents expressly provides a longer or shorter period for SCDOT to act, such period shall control over the time periods set forth in Section 3.1.2.1. If the time period for SCDOT to act should end on a day when SCDOT is closed, the time period shall automatically be extended to the next day when SCDOT is open.

3.1.2.3 If at any given time SCDOT is in receipt of more than (a) 60 concurrent Submittals in the aggregate (or other number of aggregate concurrent Submittals mutually agreed in writing by SCDOT and Contractor), or (b) the maximum number of concurrent Submittals of any particular type set forth in any other provision of the Contract Documents, SCDOT may extend the applicable period for it to act to that period in which SCDOT can reasonably accommodate the Submittals under the circumstances, or such other period of extension set forth in any other provision of the Contract Documents, and no such extension shall constitute an SCDOT-Caused Delay, SCDOT-Directed Change, Relief Event or other basis for any Claim. Whenever SCDOT is in receipt of excess concurrent Submittals, Contractor may establish by written Notice to SCDOT an order of priority for processing such Submittals; and SCDOT will attempt to comply with such order of priority.

3.1.2.4 All time periods for SCDOT to act shall be extended by the period of any Delay caused by any Relief Event (for this purpose modified, where applicable, to refer to Contractor acts or omissions rather than SCDOT's) or caused by Delay, act, omission, breach, fault or negligence of any Contractor-Related Entity.

1 3.1.2.5 SCDOT will reasonably endeavor to accommodate a written
2 request from Contractor for expedited action on a specific Submittal, within the practical
3 limitations on availability of SCDOT personnel appropriate for acting on the types of Submittal in
4 question; provided Contractor sets forth in its request specific, abnormal circumstances, not
5 caused by a Contractor-Related Entity, demonstrating the need for expedited action. This
6 provision shall not apply, however, during any time described in [Section 3.1.2.4](#).

7 3.1.3 SCDOT Discretionary Approvals

8 3.1.3.1 If the Submittal is one where the Contract Documents indicate prior
9 approval or consent or acceptance is required from SCDOT in its discretion, then SCDOT's lack
10 of approval, determination, decision or other action within the applicable time period described
11 in [Section 3.1.2](#) shall be deemed disapproval. If approval is subject to the sole discretion of
12 SCDOT, then SCDOT's decision shall be final, binding and not subject to Dispute resolution and
13 such decision shall not constitute an SCDOT-Caused Delay, SCDOT-Directed Change, Relief
14 Event or other basis for any Claim.

15 3.1.4 Other SCDOT Approvals

16 3.1.4.1 Whenever the Contract Documents indicate that a Submittal or
17 other matter is subject to SCDOT's approval or consent, but the approval or consent is one not
18 governed by [Section 3.1.3](#) concerning discretionary approvals, then then SCDOT's lack of
19 approval, determination, decision or other action within the applicable time period shall be
20 deemed disapproval.

21 3.1.4.2 Whenever the reasonableness standard applies and SCDOT
22 delivers no approval, consent, determination, decision, or other action within the applicable time
23 period under [Section 3.1.2](#), then Contractor may deliver to SCDOT a written Notice stating the
24 date within which SCDOT was to have decided or acted and that if SCDOT does not decide or
25 act within five Business Days after receipt of the Notice, Delay from and after lapse of the
26 applicable time period under [Section 3.1.2](#) may constitute SCDOT-Caused Delay for which
27 Contractor will be entitled to issue a Relief Event Notice under [Section 14.1](#).

28 3.1.5 SCDOT Review and Comment

29 Whenever the Contract Documents indicate that a Submittal or other matter is subject to
30 SCDOT's review, comment, review and comment, disapproval or similar action not entailing a
31 prior approval and SCDOT delivers no comments, exceptions, objections, rejections or
32 disapprovals within the applicable time period under [Section 3.1.2](#), then Contractor may proceed
33 thereafter at its election and risk, without prejudice to SCDOT's rights to later object or disapprove
34 in accordance with [Section 3.1.7.1](#). ~~No such~~The failure or Delay by SCDOT in delivering
35 comments, exceptions, objections, rejections or disapprovals within the applicable time period
36 under [Section 3.1.2](#) shall constitute an SCDOT-Caused Delay, SCDOT-Directed Change, Relief
37 Event or other basis for any Claim. When used in the Contract Documents, the phrase
38 "completion of the review and comment process", "comments addressed", "respond to the
39 comments", "comments (are) (have been) resolved" or similar terminology means either (a)
40 SCDOT has reviewed, provided comments, exceptions, objections, rejections or disapprovals,
41 and all the same have been fully resolved, or (b) the applicable time period has passed without
42 SCDOT providing any comments, exceptions, objections, rejections or disapprovals.

43 3.1.6 Submittals Not Subject to Prior Review, Comment or Approval

1 Whenever the Contract Documents indicate that Contractor is to deliver a Submittal to
2 SCDOT but express no requirement for SCDOT review, comment, disapproval, prior approval or
3 other SCDOT action, then Contractor is under no obligation to provide SCDOT any period of time
4 to review the Submittal or obtain approval of it before proceeding with further Work, and SCDOT
5 will have the right, but is not obligated, to at any time review, comment on, take exception to,
6 object to, reject or disapprove the Submittal in accordance with [Section 3.1.7.1](#). No failure ~~of~~
7 ~~delay~~ by SCDOT in delivering comments, exceptions, objections, rejections or disapprovals with
8 respect to the Submittal shall constitute an SCDOT-Caused Delay, SCDOT-Directed Change,
9 Relief Event or other basis for any Claim.

10 **3.1.7 Resolution of SCDOT Comments and Objections**

11 3.1.7.1 If the Submittal is not governed by [Section 3.1.3](#), then SCDOT's
12 exception, objection, rejection or disapproval shall be deemed reasonable, valid and binding if
13 based on, but are not limited to, any of the following grounds or other grounds set forth elsewhere
14 in the Contract Documents:

15 (a) The Submittal or subject provision thereof fails to comply, or is
16 inconsistent, with any applicable covenant, condition, requirement, standard, term or provision
17 of the Contract Documents or Project Management Plan or component plans thereunder;

18 (b) The Submittal or subject provision thereof is not to a standard equal to or
19 better than Good Industry Practice;

20 (c) The Submittal contains a Defect that could constitute a breach of any
21 applicable standard of care;

22 (d) Contractor has not provided the content or information required or
23 reasonably requested in respect of the Submittal or subject provisions thereof, in which case
24 Contractor shall have the subsequent opportunity to resubmit the Submittal with the required
25 content or information;

26 (e) Adoption of the Submittal or subject provision thereof, or of any proposed
27 course of action thereunder, would result in a conflict with or violation of any Law or
28 Governmental Approval; or

29 (f) In the case of a Submittal that is to be delivered to a Governmental Entity
30 as a proposed Governmental Approval, or in order to obtain, modify, amend, supplement, renew,
31 extend, waive or carry out a Governmental Approval, it proposes commitments, requirements,
32 actions, terms or conditions that are (i) inconsistent with the Contract Documents, the Project
33 Management Plan (or component plans thereunder), applicable Law, the requirements of Good
34 Industry Practice, or SCDOT practices for design-build contracting, or (ii) not usual and
35 customary arrangements that SCDOT offers or accepts for addressing similar circumstances
36 affecting its projects (except if usual and customary for SCDOT regarding its projects delivered
37 via public-private contracting).

38 (g) Other grounds set forth elsewhere in the Contract Documents.

39 3.1.7.2 Contractor shall respond in writing to all SCDOT comments,
40 exceptions, disapprovals and objections to a Submittal and, except as provided below, make
41 modifications to the Submittal as necessary to fully reflect and resolve all such comments,
42 exceptions, disapprovals and objections, in accordance with the review processes set forth in
43 this [Section 3.1](#) and Section 110.5.6 in the Technical Provisions. However, if the Submittal is

1 not governed by [Section 3.1.3](#), the foregoing shall in no way be deemed to obligate Contractor
2 to incorporate any comments or resolve exceptions, disapprovals or objections that: (a) are not
3 on any of the grounds set forth in [Section 3.1.7.1](#) (and not on any other grounds set forth
4 elsewhere in the Contract Documents); (b) are otherwise not reasonable with respect to subject
5 matter or length; and (c) would result in a Delay to the Critical Path on the Project Schedule, in
6 Extra Work Costs or in Delay Costs, except pursuant to an SCDOT-Directed Change. If
7 Contractor does not accommodate or otherwise resolve any comment, exception, disapproval or
8 objection, Contractor shall deliver to SCDOT within a reasonable time period, not to exceed 30
9 days after receipt of SCDOT's comments, exceptions, disapprovals or objections, a written
10 explanation why modifications based on such comment, exception, disapproval or objection are
11 not required. The explanation shall include the facts, analyses and reasons that support the
12 conclusion. This written explanation shall be submitted as a separate Notice outside of the
13 Submittal.

14 3.1.7.3 Contractor is not obligated by the foregoing to incorporate any
15 comments or resolve exceptions, disapprovals and objections that would render the Submittal
16 erroneous, defective or less than Good Industry Practice.

17 3.1.7.4 SCDOT may deliver to Contractor a written Notice stating the date
18 by which Contractor was to have addressed SCDOT's comments if Contractor fails to notify
19 SCDOT within the time period set forth in [Section 3.1.7.2](#). The failure to address SCDOT's
20 comments within fifteen Business Days after receipt of this additional written Notice shall
21 constitute Contractor's agreement to make all changes necessary to accommodate and resolve
22 the comment or objection and full acceptance of all responsibility for such changes without right
23 to an SCDOT-Caused Delay, Change Order, Relief Event or other Claim, including any Claim
24 that SCDOT assumes design or other liability.

25 3.1.7.5 The Parties shall attempt in good faith to informally resolve the
26 Dispute if SCDOT is not satisfied with Contractor's explanations provided pursuant to [Section](#)
27 [3.1.7.2](#), [Section 3.1.7.3](#), and [Section 3.1.7.4](#). The Dispute shall be resolved according to the
28 Dispute Resolution Procedures if the Parties are unable to informally resolve the Dispute and
29 the Submittal is not one governed by [Section 3.1.3.1](#).

30 **3.1.8 Limitations on Contractor's Right to Rely**

31 3.1.8.1 SCDOT does not waive, either by omission or action, any legal or
32 equitable right under the Contract Documents, at Law, in equity by or through any review,
33 comment, objection, rejection, approval, disapproval, acceptance, concurrence, certifications
34 (including certificates of Substantial Completion and Final Completion), or Oversight by or on
35 behalf of SCDOT. SCDOT is entitled to complete and accurate Submittals; to remedies for
36 unapproved Deviations, Nonconforming Work and Contractor Defaults; and to identify and
37 require additional Work which must be done to bring the Work and Project into compliance with
38 requirements of the Contract Documents, regardless of whether previous review, comment,
39 objection, rejection, approval, disapproval, acceptance, concurrence, certification or Oversight
40 were conducted or given by SCDOT. Contractor shall have an independent duty and obligation
41 to fulfill the requirements of the Contract Documents regardless of any such activity or failure to
42 conduct any such activity by SCDOT.

43 Contractor agrees and acknowledges that any such activity or failure to conduct any such activity
44 by SCDOT:

- 45 (a) Is solely for the benefit and protection of SCDOT;

1 (b) Does not relieve Contractor of its responsibility for the selection and the
2 competent performance of all Contractor-Related Entities;

3 (c) Does not create or impose upon SCDOT any duty, standard of care or
4 obligation toward Contractor to cause it to fulfill the requirements of the Contract Documents or
5 toward any other Person, all of which are hereby expressly disclaimed.;

6 (d) Shall not be deemed or construed as any kind of Warranty, express or
7 implied, by SCDOT;

8 (e) May not be relied upon by Contractor or used as evidence in determining
9 whether Contractor has fulfilled the requirements of the Contract Documents;

10 (f) Shall not be deemed or construed as any assumption of risk by SCDOT
11 as to design, construction, operations, maintenance, performance or quality of Work or materials;
12 and

13 (g) May not be asserted by Contractor against SCDOT as a defense, legal or
14 equitable, to, or as a waiver of or relief from Contractor's obligation to fulfill the requirements of
15 the Contract Documents.

16 3.1.8.2 Contractor shall not be relieved or entitled to reduction of its
17 obligations to perform the Work in accordance with the Contract Documents, or any of its other
18 liabilities and obligations, including its indemnity obligations, as the result of any activity identified
19 in [Section 3.1.8.1](#) or failure to conduct any such activity by SCDOT. Such activity by SCDOT
20 will not relieve Contractor from liability for, and responsibility to cure and correct any unapproved
21 Deviations, Nonconforming Work or Contractor Defaults.

22 3.1.8.3 To the maximum extent permitted by Law, Contractor hereby
23 releases and discharges SCDOT from any and all duty and obligation to cause Contractor's
24 Work, Submittals or the Project to satisfy the standards and requirements of the Contract
25 Documents.

26 3.1.8.4 Notwithstanding the provisions of [Section 3.1.8.1](#), [Section 3.1.8.2](#),
27 and [Section 3.1.8.3](#):

28 (a) Contractor shall be entitled to rely on written approvals and acceptances
29 from SCDOT (i) for the limited purpose of establishing that the approval or acceptance occurred,
30 or (ii) that are within its discretion, but only to the extent that Contractor is prejudiced by a
31 subsequent decision of SCDOT to rescind such approval or acceptance;

32 (b) Contractor shall be entitled to rely on specific written Deviations SCDOT
33 approves under [Section 6.2.4](#);

34 (c) Contractor shall be entitled to rely on the certificates of Substantial
35 Completion and Final Completion from SCDOT for the limited purpose of establishing that
36 Substantial Completion and Final Completion, as applicable, have occurred, and the respective
37 dates thereof, nevertheless without prejudice to any rights and remedies available to SCDOT
38 respecting unapproved Deviations, Nonconforming Work and Contractor Defaults;

39 (d) SCDOT is not relieved from any liability arising out of a knowing and
40 intentional material misrepresentation under any written statement SCDOT delivers to
41 Contractor; and

1 (e) SCDOT is not relieved from performance of its express responsibilities
2 under the Contract Documents in accordance with all standards applicable thereto.

3 **3.2 Role of Construction Management and Owner Verification Firm (OVF) and SCDOT**
4 **Consultants**

5 The Construction Management and Owner Verification Firm (hereinafter "OVF")
6 Consultant will assist SCDOT in the management and Oversight of the Project and the Contract
7 Documents. Further, SCDOT may retain other consultants to provide services to SCDOT relating
8 to the Project. Contractor shall cooperate with the OVF Consultant and other SCDOT Consultants
9 in the exercise of their respective duties and responsibilities in connection with the Project.

10 **3.3 Role of and Cooperation with FHWA**

11 Contractor acknowledges and agrees that FHWA will have certain approval rights with
12 respect to the Project (including rights to approve the Project design and certain Change Orders),
13 as well as the right to provide certain Oversight and technical services with respect to the Project.
14 Contractor shall cooperate with FHWA in the reasonable exercise of FHWA's duties and
15 responsibilities in connection with the Project.

16 **3.4 Project Management Plan**

17 **3.4.1** Contractor is responsible for all quality assurance and quality control activities
18 necessary to manage the Work. Contractor shall undertake all aspects of quality assurance and
19 quality control for the Project and Work in accordance with SCDOT-approved Project
20 Management Plan, Good Industry Practice and applicable Law.

21 **3.4.2** Contractor shall develop the Project Management Plan and its component
22 parts, plans and other documentation in accordance with the requirements set forth in Section
23 110.2 of the Technical Provisions and Good Industry Practice.

24 **3.4.3** Contractor shall submit to SCDOT, in accordance with the procedures
25 described in [Section 3.1](#), each component part, plan and other documentation of the Project
26 Management Plan and any proposed changes or additions to or revisions of any such component
27 part, plan or other documentation. The same shall be subject to SCDOT's approval, review and
28 comment, or other disposition. For components of the Project Management Plan subject to
29 SCDOT's reasonable approval (if any), it is deemed reasonable for SCDOT to disapprove or
30 require changes to comply or be consistent with Good Industry Practice, applicable provisions of
31 the Contract Documents, FHWA Oversight requirements, Governmental Approvals or applicable
32 Law.

33 **3.4.4** Contractor shall not commence or permit the commencement of any aspect of
34 the Work before the relevant component parts, plans and other documentation of the Project
35 Management Plan applicable to such Work have been submitted to and approved by SCDOT in
36 accordance with the procedures described in [Section 3.1](#). The applicable schedule for submitting
37 each component part, plan and other documentation of the Project Management Plan is set forth
38 in the corresponding section of the Technical Provisions describing the requirements for each
39 such component part, plan and other documentation.

40 **3.4.5** If any part, plan or other documentation of the Project Management Plan refers
41 to, relies on or incorporates any manual, plan, procedure or like Document that is not expressly
42 specified in the Technical Provisions (i.e., directed by SCDOT), then all such referenced or

1 incorporated materials shall be submitted to SCDOT for approval at the time that the relevant
2 part, plan or other documentation of the Project Management Plan or change, addition or revision
3 to the Project Management Plan is submitted to SCDOT.

4 **3.4.6** Contractor shall cause each of its Subcontractors at every level to comply with
5 the applicable requirements of the approved Project Management Plan.

6 **3.5 Traffic Management**

7 **3.5.1 Transportation Management Plan**

8 Contractor shall be responsible for the management of traffic on the Project or impacted
9 by the Work in accordance with applicable Technical Provisions, Laws, Governmental Approvals
10 and the Transportation Management Plan. Contractor shall prepare the Transportation
11 Management Plan in accordance with Section 600 of the Technical Provisions. Throughout the
12 Term, Contractor shall carry out all Construction Work and Maintenance Services in accordance
13 with the Transportation Management Plan or, if required pursuant to [Section 8.4.1](#), updates
14 thereto. In accordance with [Section 7.4](#), preparation of the initial Transportation Management
15 Plan and resolution of all SCDOT comments thereon shall be a condition precedent to issuance
16 of NTP 2.

17 **3.5.2 SCDOT's Rights**

18 Notwithstanding the foregoing, SCDOT and other relevant federal, state, and local
19 agencies pursuant to Article 8 will have at all times, and without obligation or liability to Contractor,
20 the right to provide traffic management and operations on the Project, including via Dynamic
21 Message Signs or other means, traveler and driver information, and other public information (e.g.,
22 Amber alerts).

23 **3.6 Oversight, Inspection and Testing**

24 **3.6.1** SCDOT has the right to conduct Oversight to: (a) comply with FHWA or other
25 applicable federal agency requirements; and (b) to verify Contractor's compliance with the
26 Contract Documents and Project Management Plan. SCDOT may designate any Person or
27 Persons, including its consultants and independent auditors, to carry out any Oversight on
28 SCDOT's behalf. Contractor shall fully cooperate with SCDOT, its consultants and its independent
29 auditors including providing all Documents requested, making available employees for interviews,
30 and providing responses to any queries for information. SCDOT will conduct Oversight in
31 accordance with Contractor's safety procedures and manuals, and in a manner that does not
32 unreasonably interfere with normal Project construction activity or normal Project operation and
33 maintenance activity.

34 **3.6.2** SCDOT's Oversight rights shall include the following:

35 (a) Monitoring and auditing Contractor, Contractor-Related Entities and their
36 Books and Records, except for Documents designated as confidential and privileged, as more
37 particularly set forth in [Section 22.5](#);

38 (b) Conducting periodic reviews of Project documentation and files;

39 (c) Conducting material tests, according to SCDOT's test methods, to verify
40 Contractor's compliance with all testing frequencies and requirements, including performance
41 and acceptance testing, set forth in the Contract Documents and the approved Project

1 Management Plan, the accuracy of the tests, inspections and audits performed by or on behalf
2 of Contractor pursuant to the approved Professional Services Quality Management Plan and
3 approved Construction Quality Management Plan, and compliance of materials incorporated into
4 the Project with the applicable requirements, conditions and standards of the Contract
5 Documents, Governmental Approvals, the Project Management Plan and Law;

6 (d) Reviewing and commenting on Submittals;

7 (e) Reviewing and confirming compliance with DBE and EEO/OJT goals, the
8 Davis-Bacon Act, and conducting wage rate interviews;

9 (f) Participating in meetings described in [Section 3.10](#) to discuss design
10 progress, construction progress, Contractor's quality control and quality acceptance processes,
11 audit activities, and other Project Management Plan issues;

12 (g) Accompanying Contractor on inspections, conducting its own inspections,
13 assessing and scoring Contractor's records of inspections, Maintenance Services and Project
14 conditions;

15 (h) Attending and witnessing Contractor's other tests and inspections,
16 including system start-up and acceptance tests and inspections;

17 (i) Reviewing Contractor's certification of Record Drawings and surveys and
18 As-Built Schedules; and

19 (j) Investigating and confirming Contractor's compliance with the Safety
20 Management Plan.

21 **3.6.3** SCDOT has the right to conduct formal reviews of every Design Document and
22 Construction Document. SCDOT will have the right to conduct reviews of Design Documents and
23 other Submittals in accordance with Section 110.5.5 of the Technical Provisions. However, no
24 review by or on behalf of SCDOT shall constitute acceptance by SCDOT of materials or Work or
25 waiver of any legal or equitable right under the Contract Documents, at Law, or in equity. Whether
26 or not reviews are conducted, Contractor always shall have an independent duty and obligation
27 to fulfill the requirements of the Contract Documents.

28 **3.6.4** Contractor shall not interfere with, any review, inspection or Oversight of
29 Submittals or of Work that the FHWA, SCDOT or any regulatory agency with jurisdiction may
30 desire to conduct pursuant to their agreements with SCDOT and applicable Law. Nothing in the
31 Contract Documents shall be construed or interpreted to mean that Contractor may refuse,
32 decline or interfere with any such review, inspection or Oversight of Submittals or of the Work by
33 FHWA, SCDOT, or any other regulatory agency with jurisdiction to conduct the same. Any
34 questions regarding the jurisdiction of any other regulatory agency to conduct a review, Oversight
35 or inspection shall be determined by SCDOT within its reasonable discretion.

36 **3.7 Rights of Cooperation and Access**

37 **3.7.1** Contractor shall coordinate and cooperate, and require its Subcontractors to
38 coordinate and cooperate, with SCDOT, its Authorized Representative and its designees to
39 facilitate SCDOT Oversight activities. Contractor shall cause its Representatives to be available
40 at all reasonable times for consultation with SCDOT and its designees.

41 **3.7.2** Without limiting the foregoing, SCDOT, its Authorized Representative and its
42 designees shall have the right to, and Contractor shall afford them: (a) safe and unrestricted

1 access to the Project at all times, (b) safe access during normal business hours to Contractor's
2 Project offices and operations buildings and those of its Subcontractors, and (c) unrestricted
3 access to data respecting the Project design, Project ROW acquisition, Project construction, and
4 other Work, and the Utility Adjustment Work.

5 **3.8 Testing and Test Results**

6 SCDOT, its Authorized Representative and its designees shall have the right to attend
7 and witness any tests and verifications to be conducted pursuant to the Technical Provisions and
8 applicable, component plans of the Project Management Plan. Contractor shall provide to SCDOT
9 all test results and reports (which may be provided in electronic format in accordance with the
10 Technical Provisions) in accordance with approved Construction Quality Management Plan.

11 **3.9 Interpretive Engineering Decisions**

12 **3.9.1** Contractor may apply in writing to SCDOT for approvals of an interpretive
13 engineering decision concerning the meaning, scope, interpretation and application of the
14 Technical Provisions (an "Interpretive Engineering Decision"). If, however, meaning, scope,
15 interpretation or application of the Technical Provisions is uncertain because of irreconcilable
16 conflict, ambiguity or inconsistency among the Contract Documents or provisions within other
17 Contract Documents, then this Section 3.9 shall not apply and, instead, the provisions of Section
18 1.2 shall apply. SCDOT may issue a written approval of Contractor's proposed Interpretive
19 Engineering Decision (if any), may issue its own Interpretive Engineering Decision or may
20 disapprove any Interpretive Engineering Decision Contractor proposes. No Document, including
21 any field directive, shall be valid, effective or enforceable as an Interpretive Engineering Decision
22 unless expressly identified as an "Interpretive Engineering Decision" and signed by SCDOT or
23 SCDOT's consultant for the Project.

24 **3.9.2** Within ten Business Days after Contractor applies for an Interpretive
25 Engineering Decision, or such other time period as SCDOT and Contractor may agree to at the
26 time of such application, SCDOT will provide its written determination including explanation of any
27 disapproval of such application or any differing interpretation. If SCDOT does not respond within
28 such time period, the request shall be deemed disapproved. If Contractor Disputes SCDOT's
29 disposition of the application, such Dispute shall be subject to resolution in accordance with the
30 Dispute Resolution Procedures.

31 **3.9.3** Accepted Interpretive Engineering Decisions shall constitute provisions of the
32 Technical Provisions and shall not constitute an SCDOT-Directed Change or entitle Contractor to
33 any additional compensation, time or deadline extension or other Claim or relief. Subsequent
34 SCDOT written orders and directives that are signed by SCDOT or SCDOT's consultants for the
35 Project, and contrary to the Interpretive Engineering Decision shall constitute an SCDOT-Directed
36 Change.

37 **3.10 Meetings**

38 **3.10.1** Contractor shall conduct or participate in various Project meetings with SCDOT
39 in accordance with Section 100.5.3 of the Technical Provisions. In addition, each Party shall
40 conduct or participate in any other meeting set forth in other sections of the Technical Provisions
41 or other Contract Document. At SCDOT's request, Contractor shall require other Subcontractors
42 and engineers of record to attend any such meetings.

1 **3.10.2** Contractor shall conduct monthly DBE/OJT meetings with SCDOT during the
2 design and construction.

3 **3.10.3** Further, SCDOT and Contractor, through their respective Authorized
4 Representatives, shall meet from time to time at the other Party's request to discuss and resolve
5 matters relating to the Design Work, Construction Work, Maintenance Services, other
6 Professional Services, or the Project.

7 **3.10.4** For all meetings that SCDOT will or has the option to attend, Contractor shall
8 schedule such meetings on dates and at times and place reasonably convenient to both Parties.
9 Except in the case of urgency, Contractor shall provide SCDOT with written Notice and a Meeting
10 Agenda in advance of each meeting, as set forth in Section 100.5.3 of the Technical Provisions.

11 **3.10.5** Contractor acknowledges and agrees that FHWA will have certain approval
12 rights with respect to the Project, including the right to provide certain Oversight and technical
13 services with respect to the Work. Contractor shall cooperate with FHWA in the reasonable
14 exercise of FHWA's duties and responsibilities in connection with the Project and shall provide
15 such assistance and information as may be required by SCDOT to comply with FHWA reporting
16 requirements. SCDOT will have the right to include Representatives of FHWA or other
17 Governmental Entities in any SCDOT meetings with Contractor or Subcontractors. Such
18 Representatives shall have the right to fully participate in such meetings and to raise questions,
19 concerns and opinions without restriction; provided, however, that such Representatives shall not
20 have the right to direct or control such meetings, and Contractor shall take direction (if any) only
21 from SCDOT regarding performance of the Work.

22 **3.11 Software Compatibility & Electronic Data Security**

23 **3.11.1** Unless otherwise specifically stated in the Contract Documents, Contractor is
24 responsible for assuring that all software it uses for any aspect of the Project is compatible with
25 software used by SCDOT. Prior to using any software or version of software not then in use by
26 SCDOT, Contractor must obtain approval from SCDOT. In addition, Contractor shall provide to
27 SCDOT staff, at Contractor's cost, working electronic copies of the software, any necessary
28 licenses for SCDOT's use of the software required under [Section 22.7.3.1](#), and any training
29 reasonably necessary to assure that SCDOT is able to implement compatible usage of all
30 software utilized by Contractor.

31 **3.11.2** Contractor shall submit all Documents, correspondence and Submittals to
32 SCDOT through a SCDOT-maintained Document storage or FTP internet site for the Project.

33 **3.11.3** The Contractor and its designated employees, as well as any Subcontractors
34 of any tier, having access to SCDOT electronic data, is required to follow SCDOT'S Acceptable
35 Computer Usage Policy located on the the internet at the following link
36 (http://iwww.dot.state.sc.us/pdf/departmental_directives/updated/DD37.pdf) which establishes
37 guidelines for acceptable use and confidentiality of SCDOT'S information technology for data
38 entry into SCDOT'S computer system; provided that the section of the Policy pertaining to
39 SCDOT's right to inspect any users email at any time is qualified to reserves unto SCDOT the
40 right to inspect Contractor and Subcontractor emails that are SCDOT business related, including
41 emails that are related to the services with which Contractor is under contract.

42 **3.11.4** The Contractor and its designated employees, as well as any Subcontractors
43 of any tier, having access to SCDOT electronic data, is required to also follow SCDOT'S IT
44 Security Policy (http://iwww.dot.state.sc.us/pdf/IT_Security_Policies_09042012.pdf), which sets

1 forth SCDOT IT Security Policy including Network Security Policy, Network Access and
2 Authentication Policy, Physical Security Policy, Backup Policy, Incident Response Policy,
3 Corporate Security Policies, VPN Site-to-Site Policy, Wireless Access Policy, Remote Access
4 Policy, Confidential Data Policy, Guest Access Policy, Third Party Connection Policy, Outsourcing
5 Policy, and Mobile Device Policy; the South Carolina Act 190 of 2008; the Financial and Identity
6 Theft Protection Act; and the Personal Financial Security Act. Prior to access to the SCDOT
7 network, each Person designated by the Contractor is required to sign an acknowledgment of the
8 DD37 policy requirements.

9 **3.11.5** The Contractor’s obligations with respect to the provisions of computer use and
10 data confidentiality shall survive termination or expiration of the contract. Without limiting any
11 rights SCDOT may have, and notwithstanding any other term of this contract, the Contractor
12 agrees that SCDOT may have no adequate remedy at Law for a breach of the Contractor’s
13 obligations under this clause and therefore SCDOT shall be entitled to pursue equitable remedies
14 in the event of a breach.

15 **3.11.6** Contractor is responsible for ensuring that it, as well as any Subcontractors of
16 any tier, having access to SCDOT electronic data, is required to manage and reduce risk by
17 employing and using good cyber threat preventative measures. Contractor and Subcontractors
18 and shall use the National Institute of Standards and Technology’s Risk Management Framework
19 (NIST RMF) as its cybersecurity framework or use other comparable frameworks and standards
20 for cyber security protection. Contractor shall insert a NIST RMF or equivalent framework
21 requirement provision in all Subcontracts for this Project which require or allow a Subcontractor
22 to have access to SCDOT data. Contractor shall provide SCDOT, upon request, third party
23 certifications to verify implementation of an industry recognized cyber security framework during
24 the Project. Other comparable cyber security frameworks include: NIST RMF; NIST CSF; ISO
25 IES 27001/ISO 27002; SOC 2; IASME Governance; CIS Controls version 7; COBIT 5; FedRAMP;
26 HIPAA; GDPR; FISMA; NERC CIP; HITRUST CSF.

1 **Article 4.**

2 **PROJECT PLANNING, GOVERNMENTAL APPROVALS; ENVIRONMENTAL COMPLIANCE;**
3 **PUBLIC INFORMATION**

4 **4.1 Planning and Engineering Activities**

5 **4.1.1** Contractor, through the appropriately qualified and licensed design
6 professionals identified in the Project Management Plan, shall perform or cause to be performed
7 all Professional Services necessary to develop the Project and the Utility Adjustments included in
8 the Design Work and the Construction Work in accordance with the Contract Documents and
9 Good Industry Practice.

10 **4.1.2** Before commencing any Work on a particular portion or aspect of the Project,
11 Contractor shall verify all governing dimensions of the Site and shall examine all Related
12 Transportation Facilities and adjoining Work (including Adjacent Work) that may have an impact
13 on such Work. Contractor shall ensure that any Design Documents and Construction Documents
14 furnished as part of the Work accurately depict all governing and adjoining dimensions.

15 **4.2 Site Conditions**

16 **4.2.1** Contractor shall bear the risk of any incorrect or incomplete review,
17 examination and investigation by Contractor of the Site and surrounding locations (even if
18 Contractor conducted a Reasonable Investigation), and of any incorrect or incomplete information
19 contained in the Project Information Package resulting from preliminary engineering activities
20 conducted by Contractor, SCDOT or any other Person. SCDOT shall bear the risk of any incorrect
21 or incomplete review, examination, and preliminary engineering activities conducted by SCDOT
22 contained within any Technical Provision. Contractor shall bear the risk of preliminary engineering
23 activities it conducts based on incorrect or incomplete information contained within the Technical
24 Provisions if such incorrectness or incompleteness could have been discovered by conducting a
25 Reasonable Investigation. SCDOT shall bear the risk of all Errors in Contractor's preliminary
26 engineering if any such incorrectness or incompleteness could not have been discovered by a
27 Reasonable Investigation.

28 **4.2.2** Contractor shall bear the risk of changes in surface topography, variations in
29 subsurface moisture content, subsurface conditions, and variations in groundwater levels.

30 **4.2.3** The provisions of this [Section 4.2](#) do not apply to, and shall not adversely
31 affect, the specific relief available to Contractor under [Article 14](#) for Relief Events under clauses
32 (g), (h), (j), (k), (m), (p), and (q) of the definition of Relief Event.

33 **4.3 Governmental Approvals**

34 **4.3.1** SCDOT obtained NEPA Approval for the Project based on the Schematic
35 Design. Contractor acknowledges it received and is familiar with the NEPA Approval and
36 supporting documentation as contained in the Technical Provision Attachments.

37 **4.3.2** Contractor hereby assumes responsibility for, and shall obtain/maintain:

38 (a) All Environmental Approvals, other than the NEPA Approval, required in
39 connection with Contractor's Schematic Design or Final Design, the Project, the Project ROW,
40 the Work or any Relief Event;

1 (b) All reevaluations, amendments and supplements of the NEPA Approval
2 required in connection with Contractor's Schematic Design or Final Design, the Project, the
3 Project ROW, the Work or a Relief Event; and

4 (c) All other Governmental Approvals required in connection with Contractor's
5 Schematic Design or Final Design, the Project, the Project ROW or the Work.

6 **4.3.3** SCDOT shall deliver to Contractor within three Business Days of receipt true
7 and complete copies of all new or amended Governmental Approvals, including reevaluations,
8 amendments and supplements of the NEPA Approval.

9 **4.3.4** Contractor shall submit all necessary supporting environmental studies,
10 analyses and data to SCDOT to assist SCDOT in obtaining Governmental Approval.

11 **4.3.5** Contractor shall be fully responsible to SCDOT for all necessary actions, and
12 Contractor shall bear all risk of Delay and all risk of increased cost, required due to, resulting from
13 or arising out of: (1) any differences between Contractor's Final Design for any portion of the
14 Project and the Schematic Design or Contractor's Schematic Design, including differences due
15 to any Alternative Technical Concepts approved by SCDOT and included in Contractor's
16 Schematic Design, but excluding any differences due to an SCDOT-Directed Change; or (2)
17 differences between the construction means and methods (including temporary works) Contractor
18 chooses for any portion of the Project and those set forth, referred to or contemplated in the NEPA
19 Approval, excluding any differences due to an SCDOT-Directed Change. Such Contractor actions
20 and risks shall include:

21 (a) Any associated with change in the Project location due to Contractor's
22 design;

23 (b) Conducting all necessary environmental studies and re-evaluations and
24 preparing all necessary environmental Documents in compliance with applicable Environmental
25 Laws;

26 (c) Obtaining, maintaining, and complying with all necessary new
27 Governmental Approvals;

28 (d) Obtaining, maintaining, and complying with all necessary modifications,
29 renewals and extensions of the NEPA Approval or other existing Governmental Approvals; and

30 (e) All risk and cost of litigation.

31 **4.3.6** In the event Contractor is unable after making a good faith effort to obtain any
32 of the items described in [Section 4.3.5\(c\)](#) or [Section 4.3.5\(d\)](#), then Contractor shall be obligated
33 to design and construct the Project based on the Schematic Design (with changes as necessary
34 to comply with the Technical Provisions and applicable standards) and the construction means
35 and methods (including temporary works) set forth, referred to or contemplated in the NEPA
36 Approval, or such other design, means and methods for which Contractor is able to obtain
37 necessary Governmental Approvals and that comply with the Contract Documents. None of the
38 foregoing circumstances described in this [Section 4.3.6](#) shall: (a) constitute an SCDOT-Caused
39 Delay or SCDOT-Directed Change, Relief Event or other basis for any Claim; or (b) result in any
40 representation or Warranty by SCDOT as to the feasibility, accuracy or completeness of, or
41 absence of Errors in, the Schematic Design.

42 **4.3.7** If Contractor pursues Contractor-Designated ROW, Temporary Construction
43 Easements outside the Project ROW, Additional Areas, Replacement Utility Property Interests, or

1 any other modification of or Deviation from any Governmental Approvals, including the NEPA
2 Approval, Contractor shall first comply with, and obtain any consent or waiver required pursuant
3 to, then-existing agreements between SCDOT and other Governmental Entities.

4 **4.3.8** At Contractor's request and subject to [Section 4.3.9](#), SCDOT will reasonably
5 assist and cooperate with Contractor in obtaining the Governmental Approvals (including any
6 modifications, renewals and extensions of existing Governmental Approvals) that Contractor is
7 required to obtain under the Contract Documents. Such assistance and cooperation shall include:

8 (a) Joining in conferences and meetings with applicable Governmental
9 Entities;

10 (b) Sharing data, information and Documents available to SCDOT that are
11 relevant to the application for the Governmental Approvals and are not deemed confidential;

12 (c) Coordinating and working with elected and other public officials, as
13 necessary and allowable;

14 (d) Assisting with evaluation and definition of solutions;

15 (e) If necessary, acting as the lead agency and directly coordinating with
16 applicable Governmental Entities; and

17 (f) Otherwise partnering to facilitate issuance of such Governmental
18 Approvals.

19 **4.3.9 SCDOT's obligation to assist and cooperate under [Section 4.3.8](#) shall not**
20 **require SCDOT to:**

21 (a) Take a position which it believes to be inconsistent with the Contract
22 Documents, the Project Management Plan (and component plans thereunder), applicable Law,
23 Governmental Approval(s), the requirements of Good Industry Practice or SCDOT, or State,
24 practices for public-private partnership contracting;

25 (b) Take a position that is not usual and customary for SCDOT to take in
26 addressing similar circumstances affecting its own projects (except if usual and customary for
27 SCDOT regarding its projects delivered via public-private partnership contracting); or

28 (c) Refrain from concurring with a position taken by a Governmental Entity if
29 SCDOT believes that position to be correct.

30 **4.3.10 Litigation involving Environmental Approvals is subject to the provisions**
31 **in [Section 4.3.10.1](#), [Section 4.3.10.2](#), and [Section 4.3.10.3](#).**

32 4.3.10.1 In the event any pending Environmental Approval is denied, then
33 (a) the Parties shall promptly confer to analyze the circumstances and determine what further
34 action to take, and (b) either Party may elect to appeal such denial and to bring legal action
35 challenging the denial. If either Party elects, or both Parties elect, to appeal and bring legal
36 action, then the Parties shall reasonably assist and cooperate with one another, each at its own
37 expense, in the conduct of such appeal and legal action. The Parties may mutually choose, but
38 are not obligated, to be jointly represented by legal counsel or to enter into a joint prosecution
39 agreement in such appeal and legal action.

40 4.3.10.2 In the event any administrative proceeding, litigation or other legal
41 action is or has been brought by a third party challenging the issuance of an Environmental

1 Approval for the Project, excluding the NEPA Approval, the Parties shall actively assist and
2 cooperate with one another, each at its own expense, to defend their interests and the subject
3 Environmental Approval and to settle such administrative proceeding, litigation or other legal
4 action. The Parties may mutually choose, but are not obligated, to be jointly represented by legal
5 counsel or to enter into a joint defense agreement in such administrative proceeding, litigation or
6 other legal action.

7 4.3.10.3 In the event a third party brings or has brought any administrative
8 proceeding, litigation or other legal action challenging the issuance of the NEPA Approval,
9 Contractor shall, at the request of SCDOT, reasonably and actively assist and cooperate with
10 SCDOT to defend SCDOT's interest and the NEPA Approval. Contractor's assistance and
11 cooperation shall be at SCDOT's expense unless the administrative proceeding, litigation or
12 other legal action is based, in whole or in part, on Contractor's design, but only to the extent
13 Contractor's design differs from the Schematic Design.

14 **4.3.11** Certain Governmental Entities may require that Governmental Approvals
15 issued by such Governmental Entities be applied for or issued in SCDOT's name, or that SCDOT
16 directly coordinate with such Governmental Entities in connection with obtaining the
17 Governmental Approvals. In such event, [Section 4.3.8](#) and [Section 4.3.9](#) shall apply, and
18 Contractor at its expense shall provide all necessary support and efforts to apply for and obtain
19 the Governmental Approvals. Such support shall include conducting necessary field
20 investigations, preparing mitigation analyses and studies and Plans, preparing surveys, and
21 preparing any required reports, applications and other Documents in form approved by SCDOT.
22 Such support also may include joint coordination and joint discussions and attendance at
23 meetings with the applicable Governmental Entity.

24 **4.3.12** Contractor shall be solely responsible for compliance with all applicable Laws
25 in relation to Additional Areas and for obtaining any Environmental Approval or other
26 Governmental Approval required in connection with Additional Areas.

27 **4.4 Environmental Compliance**

28 **4.4.1** Except as provided otherwise in [Section 4.4.2](#), SCDOT delegates to
29 Contractor, and Contractor accepts, all SCDOT obligations, commitments and responsibilities
30 under all Environmental Approvals. Except as provided otherwise in [Section 4.4.2](#), throughout
31 the Term and the course of the Work, Contractor shall at its sole cost and expense:

- 32 (a) Comply with all Environmental Laws;
- 33 (b) Comply with all conditions and requirements imposed by all Environmental
34 Approvals;
- 35 (c) Perform all commitments and mitigation measures set forth in all
36 Environmental Approvals; and
- 37 (d) Undertake all actions required by, or necessary to maintain in full force
38 and effect, all Environmental Approvals.

39 **4.4.2** SCDOT retains sole responsibility for payment and performance of the
40 environmental obligations, commitments and responsibilities expressly identified as not delegated
41 to Contractor in the Project Environmental Commitment Requirements.

1 **4.4.3** Contractor shall perform or cause to be performed all environmental mitigation
2 measures required under the Contract Documents.

3 **4.4.4** Contractor shall comply with the provisions, requirements and obligations
4 regarding environmental compliance set forth in Section 160 of the Technical Provisions.

5 **4.4.5** Contractor expressly acknowledges that the Project Environmental
6 Commitment Requirements may not contain an exhaustive or accurate list of all environmental
7 obligations, commitments and responsibilities that apply to the Project. SCDOT does not warrant
8 or represent the completeness or accuracy of the Project Environmental Commitment
9 Requirements, which is made available to Contractor as a convenience to assist Contractor in
10 preparing the Environmental Management Plan. Contractor is solely responsible for the
11 completeness and accuracy of the Environmental Management Plan, including the correction of
12 any Errors or omissions in Section 160.4 of the Technical Provisions. Neither incompleteness
13 nor inaccuracy of the Project Environmental Commitment Requirements shall alter or limit the
14 scope of Contractor's environmental compliance obligations as set forth in the Contract
15 Documents or shall entitle Contractor to any Claim or relief.

16 **4.5 Community Outreach and Public Information**

17 Contractor's obligations regarding public outreach, stakeholder communications and
18 construction relations are set forth in Section 130 of the Technical Provisions.

1 **Article 5.**
2 **RIGHT OF WAY ACQUISITION; ACCESS TO PROJECT RIGHT-OF-WAY; UTILITY**
3 **ADJUSTMENTS; RELATED TRANSPORTATION FACILITIES**

4 **5.1 SCDOT's Right-of-Way Service Responsibilities**

5 **5.1.1** SCDOT shall perform ROW Services with respect to the following property:

- 6 (a) Parcels identified on SCDOT ROW Plans as set forth in the Technical
7 Provision Attachments (Right of Way Plans);
8 (b) Contractor-Designated ROW; and
9 (c) Additional ROW.

10 **5.1.2** SCDOT will provide Contractor with SCDOT approved right-of-way
11 certifications, for all parcels acquired for the design of the Project.

12 **5.1.3** SCDOT will provide Contractor with a ROW Certification, included in the
13 Technical Provision Attachments, which will identify Hold-off Parcels and provide a date the
14 Contractor will have access to the parcel post award.

15 **5.1.4** Cost associated with securing Contractor-Designated ROW and Additional
16 ROW shall be submitted to Contractor by SCDOT via Contract Change Request and deducted
17 from Contractor's Contract Price through a Change Order in accordance with Article 15. SCDOT
18 must adhere to the FHWA guidelines for acquisition of Contractor-Designated ROW and
19 Additional ROW.

20 **5.1.5** SCDOT will provide condemnation support activities for those parcels identified
21 on SCDOT ROW Plans as set forth in the Technical Provision Attachments (Right of Way Plans).

22 **5.2 Contractor Responsibilities**

23 **5.2.1** Contractor shall be responsible for the following:

24 (a) Acquisition of any Additional Areas needed ~~as part of~~ the construction of
25 the Project such as a Contractor's temporary work area (i.e., laydown yard) and Rights of Entry.
26 Acquisition of any Additional Areas shall be the sole responsibility of Contractor, and any
27 agreement for purchase or lease shall be secured in writing in the name of the Contractor.
28 Contractor shall provide SCDOT the location and documentation for these Additional Areas when
29 purchased or leased. Contractor shall furnish SCDOT a copy of any agreements for the use of
30 Additional Areas in conjunction with the construction of the Project. Any necessary permit
31 modifications are the responsibility of the Contractor.

32 (b) ROW Activity Plan. Within 45 days after the execution of the Contract,
33 Contractor shall submit a ROW Activity Plan to SCDOT and it shall include the following:

- 34 i. Establish a clear zone adjacent to properties in which construction
35 equipment shall not be operated or parked,
36 ii. Establish a clear zone for construction to minimize undue impacts or
37 hardships,

1 iii. Establish a method of protecting equipment and property from
2 vandalism or unauthorized use,

3 iv. Provide reasonable and safe access to neighboring residences or
4 businesses until such time as the Work is complete, and

5 v. Respect for the property rights of landowners of adjacent properties.

6 (c) Cooperation in all respects with SCDOT and shall cause all personnel to
7 be available to and assist SCDOT in connection with ~~the eminent domain condemnation—both~~
8 ~~direct and inverse--related proceedings~~, including testifying as an expert witness for the duration
9 of the Project. ~~After completion of the Project, Contractor shall continue to provide such~~
10 ~~cooperation and assistance of personnel as and when requested by SCDOT. For purposes~~
11 ~~hereof, "personnel" means expert witnesses, surveyors, land planners and other consultants~~
12 ~~utilized by Contractor in connection with the Project, relating to:~~

13 i. Contractor-Designated ROW,

14 ii. Additional Areas,

15 iii. Additional ROW, and

16 iv. ROW areas applicable to Necessary Schematic ROW Change;

17 (d) Observation and/or implementation, as applicable, of all commitments in
18 the Right of Way instruments included in the Technical Provision Attachments, and

19 (e) Observation and/or implementation, as applicable, of any commitments in
20 the Right of Way instruments secured by SCDOT (excluding Contractor-Designated ROW and
21 Additional ROW) after submittal of the Cost Proposal shall be performed under a Contract
22 Change Request.

23 (f) For each request for Additional ROW, Contractor shall include an
24 identification of the parcel(s)/rights(s), right of way plan sheets and a justification for its need
25 related to the Project.

26 **5.3 SCDOT Right-of-Way Costs:**

27 **5.3.1** SCDOT shall be responsible for the following costs:

28 (a) 100% of the costs of ROW Services necessary to secure the right of way
29 identified on the SCDOT ROW Plans set forth in the Technical Provision Attachments,

30 (b) 100% of the costs for Just Compensation, Eligible Relocation Assistance
31 Payments, and Premium ROW Acquisition costs to secure the parcels identified on the SCDOT
32 ROW Plans set forth in the Technical Provision Attachments;

33 (c) 100% of the costs of all commitments in the ROW Instruments secured by
34 SCDOT after the date of the last Addendum (excluding Contractor-Designated ROW and
35 Additional ROW);

36 (d) 50% of the Premium ROW for Contractor-Designated ROW;

37 (e) 100% of closing costs associated with parcel purchases, in accordance
38 with the Uniform Act and SCDOT policies;

1 (f) 100% of the combined cost of all ROW Services, Just Compensation, and
2 Premium ROW Acquisition costs for ROW from CSX (f.k.a. C.N. & L. RR Co.).

3 (g) 50% of the combined costs of all ROW services for Additional ROW from
4 Hold-off parcels that SCDOT is actively negotiating; and

5 (h) 50% of the combined Premium ROW for Additional ROW from Hold-off
6 parcels that SCDOT is actively negotiating.

7 **5.4 Contractor's Right-of-Way Costs:**

8 **5.4.1** Contractor shall be responsible for the following ROW costs:

9 (a) 100% of the combined costs of Moving and Demolition Items as listed in
10 the ROW Technical Provisions Attachments

11 (b) Costs of Contractor-Designated ROW:

- 12 i. 100% of ROW Services costs performed by SCDOT;
- 13 ii. 100% of the cost of condemnation proceedings incurred by SCDOT
14 including expert witness fees, and all fees and expenses for exhibits, transcripts, photos and
15 other Documents and materials production, other than attorneys' direct fees;
- 16 iii. 100% of Just Compensation;
- 17 iv. 50% of Premium ROW Cost;
- 18 v. 100% of costs for Permitting and re-evaluation or modification of
19 permits, if necessary;
- 20 vi. 100% of costs for all Governmental Approvals for the acquisition of
21 Contractor-Designated ROW;
- 22 vii. 100% of costs for all Eligible Relocation Assistance Payments as
23 determined by SCDOT;
- 24 viii. 100% of demolition and clearance costs; and
- 25 ix. 100% of the costs of all commitments in the ROW instruments
26 included in the Technical Provision Attachments.

27 (c) Costs of Additional ROW:

- 28 i. 100% costs for ROW Services performed by SCDOT;
- 29 ii. 100% of the cost of condemnation proceedings incurred by SCDOT
30 including expert witness fees, and all fees and expenses for exhibits, transcripts, photos and
31 other Documents and materials production, other than attorneys' direct fees;
- 32 iii. 100% of Just Compensation;
- 33 iv. 100% of the costs for Premium ROW;
- 34 v. 100% of the costs for permitting and re-evaluation or modification of
35 permits, if necessary;

- 1 vi. 100% of demolition and clearance costs;
- 2 vii. 100% of the costs of Additional Areas and associated costs; and
- 3 viii. 100% of the costs for all commitments in ROW instruments.

4 **5.4.2** If Additional ROW is from a parcel where SCDOT is actively negotiating a Hold-
5 off Parcel, Contractor agrees to share in the cost of the acquisition and relocation assistance as
6 follows:

7 (a) Contractor shall be responsible for 100% of the cost of the updated
8 Appraisal and Just Compensation of that portion of the property attributable to the Additional
9 ROW;

10 (b) Contractor shall be responsible for 100% of the cost of any increase in
11 Eligible Relocation Assistance Payment attributable to the Additional ROW;

12 (c) Contractor shall be responsible for 50% of the combined cost of all ROW
13 Services; and

14 (d) Contractor shall be responsible for 50% of the combined Premium ROW
15 Acquisition Costs.

16 (e) Contractor shall be responsible for 50% of the Premium ROW Acquisition
17 Cost for the rights of way which may be identified on the Hold-off Parcel list, but the acquisition
18 has been completed by signed settlement Document, easement or deed prior to the request for
19 Additional ROW.

20 (f) 100% of the costs for all Governmental Approvals for the acquisition of
21 Additional ROW; and

22 (g) 100% of the costs for Eligible Relocation Assistance Payments as
23 determined by SCDOT.

24 **5.5 Access to Parcels:**

25 **5.5.1** Contractor shall not enter any parcel prior to Contractor's receipt of the SCDOT
26 right of way certification for that parcel. Only in exceptional circumstances will a certification be
27 approved by SCDOT based on a right of entry. Certification may be on a tract-by-tract basis.

28 **5.5.2** If Contractor enters any property in connection with the Project without having
29 obtained the SCDOT right of way certification, in addition to all other rights and remedies provided
30 by Law or equity or available under the Contract or otherwise, Contractor shall be responsible for
31 its costs and all costs incurred by SCDOT as a result thereof. The Contractor shall not be entitled
32 to an extension of time in such cases where the Contractor's entry onto such property causes,
33 results in, or contributes to a Delay by SCDOT in acquiring said property or parcel, or any other
34 property or parcel owned by the same owner.

35 **5.6 Schedule Delays:**

36 **5.6.1** SCDOT makes no guarantees or warranties when the delivery date will be for
37 SCDOT to acquire and certify the Contractor-Designated ROW or Additional ROW. However,
38 SCDOT will provide durations on a per tract basis for the time needed to acquire Contractor-
39 Designated ROW during the ATC process. Contractor is responsible for allocating sufficient time

1 and arranging its CPM schedule to avoid impacts caused by access to Contractor-Designated
2 ROW and Additional ROW.

3 5.6.1.1 SCDOT shall provide to Contractor a schedule regarding the
4 estimated availability of the Contractor-Designated ROW or Additional ROW.

5 **5.6.2** Contractor shall not be entitled to schedule impacts, Delays or extension of
6 time to the Project caused by its acquisition of Additional Areas.

7 **5.6.3** SCDOT may notify Contractor of a revised projected date for delivery of access
8 to the extent that SCDOT has not provided access to Project ROW or is unable to provide access
9 to the Project ROW on or prior to the date set forth on the ROW Certification in the Technical
10 Provision Attachments. Relief will be given for SCDOT's failure to provide access to any parcel
11 within the Project ROW as established in the most recently approved Project Schedule which is
12 based on the durations given in the Technical Provisions and the approved Alternative Technical
13 Concepts. During the ATC Process, SCDOT will provide contractors with estimated durations of
14 Contractor-Designated ROW Parcels.

15 Upon such Notice or, in the absence of such Notice, upon the failure to provide access on
16 the date specified on the ROW Certification, Contractor shall:

17 (a) take immediate action to minimize any cost and time impact and shall work
18 around such parcel until access can be provided, including rescheduling and re-sequencing the
19 Work to minimize or avoid any Delay to the Project; and

20 (b) provide SCDOT written Notice, within fifteen Business Days after receipt
21 of such Notice from the SCDOT or upon SCDOT's failure to meet the date specified on the Right
22 of Way Certification whether the lack of access will result in a Delay to Substantial Completion
23 of the Project. Contractor's failure to provide such Notice shall bar the Contractor from asserting
24 a Delay or seeking Delay damages for lack of access to the parcel.

25 **5.7 ROW Activity Plan**

26 **5.7.1** Upon issuance of NTP 1, Contractor shall prepare and submit to SCDOT for
27 approval in SCDOT's discretion a ROW Activity Plan. ~~The ROW Activity Plan shall be based upon~~
28 ~~the Preliminary ROW Activity Plan that Contractor submitted with the Proposal,~~ subject to any
29 changes SCDOT may require.

30 **5.7.2** SCDOT shall approve or deny the ROW Activity Plan within fifteen Business
31 Days. SCDOT's approval of the final ROW Activity Plan shall be conditions precedent to
32 Contractor's commencing any contact with property owners, displacees or any other Person
33 having a compensable interest.

34 **5.7.3** The ROW Activity Plan shall meet the requirements set forth in Section 809.4.1
35 of the Technical Provisions. After SCDOT approves the ROW Activity Plan, Contractor shall
36 update it, and deliver the update to SCDOT in accordance with the applicable timelines set forth
37 in Section 809.5 of the Technical Provisions.

38 **5.8 Costs of SCDOT Additional Properties**

39 **5.8.1** SCDOT will pay just compensation and relocation assistance for any real
40 property that is an SCDOT Additional Property and solely with respect to SCDOT Additional
41 Properties required due to an SCDOT-Directed Change or a Force Majeure Event, any other

1 reasonable costs and expenses incurred by Contractor to perform ROW Services for such real
2 property, subject to the limitations in Article 14.

3 5.8.1.1 Contractor shall not be entitled to any adjustment in the Contract
4 Price on account of such costs and expenses.

5 5.8.1.2 Property outside of the Schematic ROW that is acquired for
6 drainage easements shall be treated as Contractor-Designated ROW except as required as a
7 direct result of an SCDOT-Directed Change or a Necessary Schematic ROW Change.

8 5.8.1.3 Contractor shall pay the invoices within thirty days after delivery by
9 SCDOT for any costs and expenses incurred by SCDOT on behalf of the Contractor.
10 Alternatively, SCDOT may deduct the amount of such costs and expenses from any sums owed
11 by SCDOT to Contractor pursuant to this Agreement.

12 **5.8.2** Contractor shall be responsible for and shall pay directly all costs and
13 expenses of ROW Services, and all other costs and expenses, in connection with acquiring,
14 renting, using, maintaining, insuring, rehabilitating and disposing of Additional Areas that
15 Contractor determines necessary or desirable for its convenience in constructing the Project.
16 Contractor shall not be entitled to any adjustment in the Contract Price on account of such costs
17 and expenses.

18 **5.8.3** Contractor shall not be entitled to any increase in the Contract Price or any
19 Completion Deadline adjustment as a result of: (a) Site conditions associated with any Contractor-
20 Designated ROW, ~~Additional ROW,~~ or Additional Areas (including those relating to Hazardous
21 Materials, Differing Site Conditions or Utilities);(b) any Delay, inability or cost associated with the
22 acquisition of ~~Additional ROW,~~ or Additional Areas; and (c) any Delay, inability or cost associated
23 with the acquisition of any Contractor-Designated ROW, including Contractor-Designated ROW
24 required to implement any ATCs, to the extent caused by Contractor.

25 **5.8.4** If at any time, Contractor or any Contractor-Related Entity directly or indirectly
26 (a) acquires or has previously acquired any interest in real property likely to be parcels of the
27 Project ROW or the remainders of any such parcels, (b) loans or has previously loaned money to
28 any interest holder in any real property likely to be a Project ROW parcel and accepts as security
29 for such loan the parcel, or the remainder of any such parcel that is not a whole acquisition, or (c)
30 purchases or has previously purchased from an existing mortgagee the mortgage instrument that
31 secures an existing loan against real property likely to be a Project ROW parcel, or the remainder
32 of any such parcel, Contractor shall promptly disclose the same to SCDOT. If Contractor, or any
33 subsidiary or parent company of Contractor, acquires a real property interest, whether title or
34 mortgage, in parcels of the Project ROW, the real property interest acquired or a release of
35 mortgage as the case may be, shall be conveyed to the State of South Carolina without the
36 necessity of eminent domain and without payment to Contractor or the subsidiary or parent
37 company of Contractor. Contractor shall not acquire or permit the acquisition by Contractor or
38 any Contractor-Related Entity of any real property interest in a Project ROW parcel, whether in
39 fee title or mortgage, for the purpose of avoiding compliance with the Laws, practices, guidelines,
40 procedures and methods described in SCDOT's Right of Way Acquisition Manual.

41 **5.8.5** Subject to Section 5.6.3, the Contract Price is inclusive of all of Contractor's
42 costs of performing ROW Services.

43 **5.8.6** If a parcel acquired by SCDOT includes both (a) property for which SCDOT is
44 responsible for paying the price of acquisition (e.g., SCDOT Additional Properties), and (b)
45 property for which Contractor is responsible for paying the price of acquisition (e.g., Contractor-

1 Designated ROW), then Contractor shall reimburse SCDOT a *pro rata* share of the parcel's total
2 purchase price, severance damages, relocation costs, Hazardous Materials management costs,
3 and related fees and costs based on the ratio of the physical area of the property referenced in
4 clause (b) above to the physical area of the entire acquired parcel.

5 **5.9 Reserved Railroad Right-of-Way Hold-Offs**

6 **5.9.1** Contractor shall not access the Railroad property for construction for six (6)
7 months after all Railroad comments are resolved and SCDOT approves the Contractor's Project
8 Right-of-Way Plans. The six (6) month prohibition of access applies to each separate rail crossing.

9 **5.10 Reserved**

10 **5.11 Reserved**

11 **5.12 Reserved**

12 **5.13 Water Wells**

13 **5.13.1 General**

14 Water wells held for public use are Utilities under the Contract Documents and are subject
15 to the provisions therefor. Water wells held for private use are real property subject to the Uniform
16 Act and real property acquisition provisions of the Contract Documents, and SCDOT has the
17 power to condemn such water wells that may need closure or abandonment in order to build the
18 Project.

19 **5.14 Access to Project ROW; Delays**

20 **5.14.1 Physical Possession of Project ROW; Transfer of Title to Improvements**

21 5.14.1.1 SCDOT will notify Contractor of the availability of Project ROW
22 within ten (10) Business Days after SCDOT obtains possession of such Project ROW. For clarity,
23 SCDOT obtains possession of a ROW parcel, upon purchase or thirty days after the
24 condemnation if no challenge action is filed by property owner, or in accordance with S.C. Code
25 Section 28-2-90. Contractor shall be responsible for being informed of and complying with any
26 access restrictions that may be set forth in any Documents granting possession of any Project
27 ROW.

28 5.14.1.2 Upon obtaining knowledge of any anticipated Delay in the dates
29 for acquisition of any Project ROW, the Party obtaining knowledge shall promptly notify the other
30 Party in writing. In such event, Contractor shall immediately determine whether the Delay
31 impacts the Critical Path and, if so, to what extent it might be possible to avoid such Delay
32 through re-sequencing, reallocation or other alternative construction methods or otherwise
33 (which, in the case of a Relief Event, shall be subject to Section 14.8.3). Contractor shall
34 promptly meet with SCDOT to determine the best course of action and prepare a written report
35 setting forth its recommendations, which recommendations shall be subject to SCDOT's written
36 approval.

37 5.14.1.3 Contractor is entitled to retain any salvage value from its demolition
38 of improvements if SCDOT has not made prior arrangements for disposal of same.

1 **5.15 Access to Project ROW**

2 **5.15.1** To the extent that Contractor has not been provided with access to portions of
3 the Project ROW on or prior to the date set forth on the Project Schedule, Contractor shall work
4 around such Project ROW with the goals of minimizing Delay to the completion of the Project.
5 Except for Delays caused by the types of events described in clause (d) of the definition of
6 “SCDOT-Caused Delay” Contractor shall not be entitled to any increase in the Contract Price or
7 Completion Deadline adjustment for Delays caused by the failure or inability of SCDOT to provide
8 Project ROW.

9 **5.15.2** Where Contractor makes a written request for access or temporary right of
10 entry agreement for any Project ROW for which access has not yet been acquired, Contractor
11 may, with SCDOT’s prior written consent, which may be withheld or withdrawn at any time, in
12 SCDOT’s good faith discretion, and subject to the provisions of ~~Section 5.14.1~~ ~~Section 5.9.1~~,
13 Contractor will assist SCDOT with all negotiations with all property owners or occupants for early
14 access or temporary use of land, provided that any such negotiations shall comply in all respects
15 with applicable Law, including the Uniform Act. Contractor’s negotiations with property owners or
16 occupants for temporary right of entry agreements shall occur only under such terms and
17 conditions as are stipulated by SCDOT. SCDOT will not be bound by the terms and conditions
18 agreed upon by Contractor and any property owner or occupant until such time as SCDOT has
19 expressly so indicated in writing (and then, only to the extent expressly set forth therein).

20 **5.16 Utility Adjustments**

21 **5.16.1 Contractor’s Responsibility**

22 5.16.1.1 Contractor shall coordinate and ~~cause to be completed~~ **complete**
23 all Utility Adjustments necessary for the timely delivery of the Project, in accordance with the
24 Contract Documents. Contractor shall ~~cause to be completed~~ **complete**, in accordance with the
25 Project Schedule, all Utility Adjustments necessary to accommodate delivery of the Project, as
26 located under the Final Design. All Utility Adjustment Work performed by Contractor, or a Utility
27 Company shall comply with the Contract Documents. Contractor shall coordinate, monitor and
28 otherwise undertake the necessary efforts to cause Utility Companies performing Utility
29 Adjustment Work to perform such work timely, in coordination with the Work, and in compliance
30 with the standards of design and construction and other applicable requirements specified in the
31 Contract Documents. However, regardless of the arrangements made with the Utility Companies
32 and except as otherwise provided in Article 14, Contractor shall continue to be the responsible
33 Party to SCDOT for timely performance of all Utility Adjustment Work so that upon completion of
34 the Construction Work, all Utilities that might impact the Project are compatible with the Project.

35 5.16.1.2 Except with respect to Contractor’s rights to claim a Relief Event
36 for Utility Company Delays pursuant to ~~Section 14.4.4~~ ~~Section 14.4.3~~, or for Inaccurate Utility
37 Information pursuant to ~~Section 14.4.5~~ ~~Section 14.4.4~~, Contractor shall not be entitled to an
38 ~~increase in the Contract Price, a Completion Deadline adjustment or any other Claim or Relief~~
39 ~~Events submit a Claim for Extra Work Costs, Delay Costs, Completion Deadline adjustment or~~
40 ~~other relief~~ related to the Utility Adjustment Work, inaccuracy of the Utility Information or Utilities
41 located within or outside the Project ROW or otherwise impacted by, or having an impact on, the
42 Project or the Work.

43 **5.16.2 Utility Memoranda of Agreement; Utility Agreements**

1 5.16.2.1 Prior to the Effective Date, SCDOT conducted coordination
2 meetings with Utility Companies. Based on these coordination meetings, SCDOT documented
3 discussion items to serve as the bases for separate Utility Memoranda of Agreement between
4 SCDOT and the Utility Companies. The corresponding ~~documented discussion items~~ terms and
5 conditions of the ~~and~~ Utility Memoranda of Agreement, if any, are included in the Section 140 of
6 the Technical Provision Attachments with the relative Utility Adjustment scopes of work
7 associated with each Utility Memoranda of Agreement included in the Project Information
8 Package. Contractor is hereby delegated, and hereby accepts and assumes, the responsibilities
9 and obligations of SCDOT set forth in ~~documented discussion items~~ the terms and conditions of
10 the Utility Memoranda of Agreement, if any. Contractor shall comply with, be bound by and
11 timely perform all such responsibilities and obligations except to the extent specifically changed
12 by a Utility Agreement between Contractor and the applicable Utility Company.

13 5.16.2.2 ~~For all Utility Adjustments,~~ Contractor is responsible for preparing,
14 negotiating and entering into Utility Agreements with Utility Companies affected by Utility
15 Adjustment Work, regardless of whether the Utility Companies are identified in the Technical
16 Provisions or Project Information Package. Contractor is not required to enter into Utility
17 Agreements with Utility Companies to perform In-Contract Utility Adjustment Work documented
18 in Utility Memoranda of Agreement between SCDOT and Utility Companies. ~~instruction-specific,~~
19 ~~construction-detailed Utility Agreements for all Utility Adjustments with all Utility Companies,~~
20 ~~regardless of whether the Utility Companies are identified in the Technical Provisions or Project~~
21 ~~Information Package. Contractor shall use the information in the documented discussion items~~
22 ~~and terms in the Utility Memorandum of Agreement, described in Section 5.16.2.15.10.2.1, as a~~
23 ~~basis for negotiating a Utility Agreement with each Utility Company affected by the Project.~~ The
24 general procedures and framework for preparing the Utility Agreements and processing utility
25 issues within the Project area shall follow the standard practices of the respective Utility
26 Companies for such Utility Agreements. Contractor shall prepare and provide all written or plan
27 information concerning the Project necessary to negotiate Utility Agreements. Contractor shall
28 cause each Utility Agreement it negotiates and executes to name SCDOT as an intended third-
29 party beneficiary of Contractor's rights and interests thereunder. ~~A sample SCDOT Utility~~
30 ~~Agreement form (Form 3068-A) is available on the SCDOT website.~~

31 5.16.2.3 ~~Reserved~~ Each Utility Agreement shall set forth all required terms
32 and conditions for the subject Utility Adjustment Work, including:

- 33 (a) ~~A clear description and specification of the scope of Utility Adjustment~~
34 ~~Work Contractor is to perform, and the scope the Utility Company is to perform;~~
- 35 (b) ~~The applicable Utility conflict map;~~
- 36 (c) ~~A schedule for the Utility Adjustment Work, or procedures for preparing~~
37 ~~and implementing such schedule;~~
- 38 (d) ~~The applicable Utility Adjustment Standards and any terms and conditions~~
39 ~~regarding any Change in Utility Adjustment Standards;~~
- 40 (e) ~~If necessary, requirements and location for any Replacement Utility~~
41 ~~Property Interest;~~
- 42 (f) ~~Provisions for payments, payment terms, controlling specifications, and~~
43 ~~Work description as between Utility Company and Contractor;~~

1 ~~(g) Any Utility permits that may then exist with respect to the construction and~~
2 ~~relocation of the subject Utility;~~

3 ~~(h) Specific procedures for resolving scheduling, design, construction and~~
4 ~~payment issues arising due to Errors or omissions in information the Utility Company provides to~~
5 ~~Contractor;~~

6 ~~(i) Terms and provisions regarding Utility Improvements, if any;~~

7 ~~(j) Requirements for the Utility Company to provide cost records as set forth~~
8 ~~in Section 5.16.4.7 Section 5.10.4.7; and~~

9 ~~(k) The terms described in Section 5.16.2.4, Section 5.16.5, and Section~~
10 ~~5.16.6 Section 5.10.2.4, Section 5.10.5.1, and Section 5.10.6.~~

11 5.16.2.4 SCDOT agrees to cooperate, at its own cost, as reasonably
12 requested by Contractor in pursuing Utility Agreements, including attendance at negotiation
13 sessions and review of Utility Agreements. Contractor shall keep SCDOT **Design Manager for**
14 **Project Utility Projects Engineer** informed of the status of any such negotiations and shall deliver
15 to SCDOT, within ten days after execution, a true and complete copy of each Utility Agreement
16 entered by Contractor. Except as provided in **Section 5.16.2.5 or Section 5.16.2.6** ~~Section~~
17 ~~5.10.2.5 or Section 5.10.2.6~~, SCDOT will not be a Party to such Utility Agreements, and
18 Contractor shall cause each Utility Agreement to expressly provide that SCDOT will have no
19 liability under the Utility Agreement unless and until SCDOT receives a written assignment of the
20 Contractor's interests in the Utility Agreement and assumes in writing Contractor's obligations
21 thereunder; provided, however, that Contractor shall cause the Utility Agreements to designate
22 SCDOT as an intended third-party beneficiary thereof and to permit assignment of Contractor's
23 right, title and interest thereunder to SCDOT without necessity for Utility Company consent.
24 Contractor shall not enter into any agreement with a Utility Company that purports to bind
25 SCDOT in any way, unless SCDOT has executed such agreement as a Party thereto (SCDOT's
26 signature indicating approval or review of an agreement between Contractor and a Utility
27 Company, or its status as a third-party beneficiary, shall not satisfy this requirement).

28 5.16.2.5 If a Utility Company has proper Prior Rights Documentation in
29 connection with a Utility Adjustment, then SCDOT, together with Contractor and the Utility
30 Company, will be a Party to the corresponding Utility Agreement. In such a case, SCDOT will
31 be a signatory to the Utility Agreement for the sole purpose of indicating its consent thereto and
32 agreeing to the terms and conditions in the Utility Agreement respecting the Utility Company's
33 Prior Rights. If a Utility Company does not have proper Prior Rights Documentation in connection
34 with a Utility Adjustment, then SCDOT will choose whether to be a Party to the corresponding
35 Utility Agreement, provided that it will be a Party, together with Contractor and the Utility
36 Company, if the Utility Company refuses to execute a Utility Agreement only with Contractor. In
37 such case, SCDOT will be a signatory to the Utility Agreement for the sole purpose of indicating
38 its consent thereto and agreeing to the terms and conditions in the Utility Agreement respecting
39 any encroachment permit the Utility Company will need from SCDOT.

40 5.16.2.6 If Contractor has prepared and negotiated an instruction-specific,
41 construction-detailed Utility Agreement with a Utility Company and such Utility Company refuses
42 to enter into the Utility Agreement with Contractor but is willing to enter into the Utility Agreement
43 with SCDOT, SCDOT may in its discretion enter into the Utility Agreement directly with the Utility
44 Company and delegate its obligations to Contractor, in which case Contractor shall accept such
45 delegation and assume such obligations.

1 5.16.2.7 Contractor shall be solely responsible for the terms and conditions
2 of all Utility Agreements into which it enters or for which it assumes obligations. Contractor shall
3 comply with and timely perform all obligations imposed on Contractor by any Utility Agreement
4 to which it is a Party or which it assumes.

5 5.16.2.8 Contractor shall ensure that the Utility Adjustment Work is
6 completed in accordance with the Contract Documents, regardless of the nature or provisions of
7 the Utility Agreements and regardless of whether Contractor or its Subcontractors, or the Utility
8 Company or its contractors, performs the Utility Adjustment Work.

9 5.16.2.9 If a conflict occurs between the terms of a Utility Agreement and
10 those of the Contract Documents, the terms that establish the higher quality, manner or method
11 of performing Utility Adjustment Work, establish better Good Industry Practice, or use more
12 stringent standards shall prevail between Contractor and SCDOT. If the foregoing criteria are
13 not relevant to the terms at issue, then the Contract Documents shall prevail, unless expressly
14 provided otherwise in the Contract Documents.

15 **5.16.3 Requirements**

16 Each Utility Adjustment (whether performed by Contractor or by the Utility Company) shall
17 comply with the Utility Adjustment Standards, including applicable Changes in Utility Adjustment
18 Standards. Contractor is solely responsible for negotiating any terms and conditions of its Utility
19 Agreements that might limit a Utility Company's Changes in Utility Adjustment Standards, if an
20 applicable Utility Memorandum of Agreement does not provide such limits. In addition, all Utility
21 Adjustment Work shall comply with all applicable Laws, the applicable Utility Agreement(s), and
22 all other relevant requirements specified in the Technical Provisions.

23 **5.16.4 Utility Adjustment Risk**

24 5.16.4.1 The Parties acknowledge and agree that Contractor bid an
25 allowance amount of \$93,000,000 (the "Utility Allowance") with respect to the Utility Adjustment
26 Work including payments for Extra Work Costs and Delay Costs in connection with: (a) Utility
27 Company Delays; (b) Inaccurate Utility Information; (c) Acceleration Costs directly attributable to
28 Utility Adjustment Work and per the conditions set forth in Section 14.9.1; (d) applicable Changes
29 in Utility Standards; (e) Force Majeure Events directly attributable to Utility Adjustment Work; (f)
30 Force Account Directive for failure of Utility Companies to cooperate and (g) an event in which
31 SCDOT or SCDOT Contractor has caused damage to the Utility Adjustment Work or have
32 hindered or interfered with the progress or completion of the Utility Adjustment Work.
33 ~~Contractor's right to Claims in connection with the Utility Adjustment Work is limited to the relief~~
34 ~~this Agreement provides for Utility Company Delays and Inaccurate Utility Information, and~~
35 ~~subject to further limitations pursuant to Section 14.4.3 and Section 14.4.4Section 14.4.4 and~~
36 ~~Section 14.4.5.~~

37 5.16.4.2 The aggregate of any amount that Contractor shall have a right to
38 draw under this Section 5.16.4 (Utility Adjustment Risk) shall not exceed the Utility Allowance.

39 5.16.4.3 Contractor shall not be entitled to Extra Work Costs or Delay Costs
40 for impacts that could have been avoided through re-sequencing and re-scheduling of the Work
41 or other work-around measures the cost of which is justified by equal or greater savings in Extra
42 Work Costs or Delay Costs that would result. SCDOT will compensate Contractor for the
43 reasonable costs of re-sequencing, re-scheduling and other work-around measures authorized
44 in writing by SCDOT pursuant to this provision, in the same manner it compensates for Extra
45 Work Costs and Delay Costs under Section 5.16.4.840.

1 5.16.4.4 Contractor shall not be entitled to Extra Work Costs or Delay Costs
2 for a Change in Utility Adjustment Standards that is consistent with the terms and limitations, if
3 any, on changes in Utility Adjustment Standards set forth in any Utility Agreement to which
4 Contractor is a Party.

5 5.16.4.5 Contractor is responsible for the amount equal to the Delay Costs
6 for the first 30 days of delay to the Critical Path due to each separate occurrence of a Utility
7 Company Delay, subject to an aggregate cap of 90 days.

8 5.16.4.6 In certain cases where Utility Company is not cooperating with
9 Contractor, Contractor must satisfy the conditions set forth in Section 5.16.7.2 prior to submitting
10 a Notice of Utility Risk Event to SCDOT referred to in Section 5.16.4.8.

11 5.16.4.7 Contractor's compensation for Extra Work Costs in connection
12 with Inaccurate Utility Information shall be limited to the aggregate Extra Work Costs of the Utility
13 Work that Contractor would not have incurred if the Utility Information had been reasonably
14 accurate.

15 5.16.4.8 If during the performance of the Work Contractor becomes aware
16 of a Utility Risk Event, Contractor shall promptly (and in any event within 10 Business Days)
17 provide a Notice of Utility Risk Event to SCDOT.

18 5.16.4.9 Within 40 Business Days after Contractor's Notice under Section
19 5.16.4.8, Contractor shall deliver to SCDOT a detailed proposal ("Detailed Utility Risk Event
20 Proposal") demonstrating that the Utility Risk Event is the direct cause of Contractor incurring
21 additional costs with respect to Utility Adjustment Work.

22 5.16.4.10 Promptly, and in any event within 15 Business Days, after SCDOT
23 receives a Detailed Utility Risk Event Proposal, Contractor shall meet with SCDOT to review,
24 discuss and seek to agree upon the Detailed Utility Risk Event Proposal.

25 5.16.4.11 During such discussions, SCDOT may request further information
26 from Contractor, as SCDOT determines, in its reasonable discretion, is necessary for SCDOT to
27 evaluate the Detailed Utility Risk Event Proposal.

28 5.16.4.12 Within 15 Business Days after the later of the conclusion of the
29 meetings referred to in Section 5.16.4.10 or the date additional information is received pursuant
30 to Section 5.16.4.11, as applicable, SCDOT will either:

31 (a) Subject to Section 5.16.4.1, accept the Utility Risk Event Proposal by
32 issuing a notice to Contractor (a "Utility Risk Event Order"); or

33 (b) Dispute the Detailed Utility Risk Event Proposal or whether a Utility Risk
34 Event exists, in which case either Party may refer the matter for determination in accordance
35 with Partnering and Dispute Resolution Procedures.

36 5.16.4.13 If a Utility Risk Event Order is issued, Contractor may include with
37 the next Pay Request, on the line within the Schedule of Values for Utility Allowance, (and
38 accompanied by evidence that the relevant costs have been incurred) the agreed additional costs
39 incurred; provided that the aggregate of such payments shall not exceed the amount remaining
40 in the Utility Allowance.

1 5.16.4.14 Contractor shall not suspend performance of the Work during the
2 negotiation of any Detailed Utility Risk Event Proposal, except to the extent that such
3 suspensions are otherwise expressly permitted under the terms of this Agreement.

4 5.16.4.15 Contractor bears the burden of proving both the existence of a
5 Utility Risk Event and the resulting direct and adverse impacts on Contractor.

6 5.16.4.16 Time is of the essence with respect to Contractor's delivery of the
7 notices required under this Section 5.16.4. If for any reason Contractor fails to deliver the initial
8 Notice in strict accordance with the requirements of Section 5.16.4.8 or a Detailed Utility Risk
9 Event Proposal in strict accordance with the requirements of Section 5.16.4.9, then Contractor
10 will be deemed to have irrevocably and forever waived and released any right to draw payment
11 under this Section 5.16.4 with respect to such Utility Risk Event.

12 5.16.4.17 If, at the Final Completion Date, the total value of Utility Adjustment
13 Work and Utility Risk Event Orders does not exceed the Utility Allowance, then Contractor shall
14 receive [0%] of the remaining balance of the Utility Allowance.

15 5.16.4.18 Contractor shall submit to SCDOT on a monthly basis, as
16 applicable to the Utility Adjustment Work, copies of all Subcontractor invoices and backup
17 documentation of any Contractor's actual costs on an Open Book Basis in a format mutually
18 agreed by both parties. A maximum 10% markup on Subcontractor invoices is allowed for Utility
19 Adjustment Work.

20 5.16.4.19 The compensation provided through Utility Allowance is the
21 exclusive remedy and the sole right to compensation, damages, and other relief for: (a) Utility
22 Company Delays; (b) Inaccurate Utility Information; (c) Acceleration Costs directly attributable to
23 Utility Adjustment Work and per the conditions set forth in Section 14.9.1; (d) applicable Changes
24 in Utility Standards; (e) Force Majeure Events directly attributable to Utility Adjustment Work; (f)
25 Force Account Directive for Failure of Utility Companies to Cooperate and (g) an event in which
26 SCDOT or SCDOT Contractor has caused damage to the Utility Adjustment Work or have
27 hindered or interfered with the progress or completion of the Utility Adjustment Work.

28 ~~5.16.4.25~~ 5.16.4.20 Contractor shall: (a) perform at its own cost (subject to payments
29 out of the ~~Contract Price~~ Utility Allowance) the Utility Adjustment Work itself, if permitted by the
30 Utility Company (except that any assistance provided by any Contractor-Related Entity to the
31 Utility Company in acquiring Replacement Utility Property Interests shall be provided outside of
32 the Work); or (b) reimburse (out of the ~~Contract Price or otherwise~~ Utility Allowance) the Utility
33 Company for its Utility Adjustment Work within the time and in the manner required by the
34 applicable Utility Agreement. However, Contractor has no obligation to reimburse a Utility
35 Company for Utility Adjustment costs for any Service Line adjustment for which the affected
36 property owner has been compensated in connection with Project ROW acquisition. Contractor
37 is solely responsible for collecting directly from the Utility Company any reimbursement due to
38 Contractor for Utility Improvement costs or other costs incurred by Contractor for which the Utility
39 Company is responsible under applicable Law.

40 ~~5.16.4.35~~ 5.16.4.21 For each Utility Adjustment, the eligibility of Utility Company costs
41 (both indirect and direct) for reimbursement by Contractor, as well as the determination of any
42 Utility Improvement or other costs due to Contractor, shall be established in accordance with
43 applicable Law and the applicable Utility Agreement(s).

44 ~~5.16.4.45~~ 5.16.4.22 For each Utility Adjustment, Contractor shall compensate the
45 Utility Company for each Existing Utility Property Interest relinquished, to the extent SCDOT

1 would be required to do so by applicable Law or to the extent required by the applicable Utility
2 Agreement and provided that SCDOT has approved the Utility Company's claim. Contractor is
3 advised that in some cases reimbursement of the Utility Company's acquisition costs for a
4 Replacem~~ent~~ ~~5.16.4.55.16.4.23~~ / Interest will satisfy this requirement.

5 5.16.4.23 SCDOT may declare a Contractor Default under clause (hi) of
6 Section 18.1.1 if Contractor breaches any covenant in this Section 5.16.4 respecting
7 reimbursement of Utility Company costs.

8 ~~5.16.4.65.16.4.24 ReservedIf for any reason Contractor is unable to collect any~~
9 ~~amounts due to Contractor from any Utility Company, then: (a) SCDOT will have no liability for~~
10 ~~such amounts; (b) Contractor shall have no right to collect such amounts from SCDOT or to~~
11 ~~offset such amounts against amounts otherwise owing from Contractor to SCDOT; and (c)~~
12 ~~Contractor shall have no right to stop Work or to exercise any other remedies against SCDOT~~
13 ~~on account of such failure to pay.~~

14 5.16.4.75.16.4.25 If any local Governmental Entity is participating in any portion of
15 Utility Adjustment costs, Contractor shall coordinate with SCDOT and such local Governmental
16 Entity regarding accounting for and approval of those costs.

17 5.16.4.85.16.4.26 Contractor shall maintain a complete set of records for the costs of
18 each Utility Adjustment (whether incurred by Contractor or by the Utility Company), in a format
19 compatible with the estimate attached to the applicable Utility Agreement and in sufficient detail
20 for analysis. ~~Contractor shall obtain from the Utility Company a complete set of records of the~~
21 ~~Utility Company's costs incurred for such Utility Adjustment Work.~~ For both Utility Company costs
22 and Contractor costs, the totals for each cost category shall be shown in such manner as to
23 permit comparison with the categories stated on the estimate. Contractor also shall indicate in
24 these records the source of funds used for each Utility Adjustment. All records with respect to
25 Utility Adjustment Work shall comply with the record keeping and audit requirements of the
26 Contract Documents and applicable Law, including 23 CFR Part 645, Subpart A.

27 5.16.5 FHWA Utility Requirements

28 5.16.5.1 SCDOT is under the information and belief that:

29 (a) The Project will be subject to 23 CFR Part 645 Subpart A (including its
30 requirements as to Plans, specifications, estimates, charges, tracking of costs, credits, billings,
31 records retention, and audit) and FHWA's associated policies;

32 (b) Utility Agreements for Utilities shall incorporate by reference 23 CFR Part
33 645 Subparts A and B and assign the obligations arising thereunder;

34 (c) Contractor shall comply (and shall require the Utility Companies to
35 comply) with 23 CFR Part 645 Subparts A and B as necessary for any Utility Adjustment costs
36 to be eligible for reimbursement from any federal financing or funding;

37 (d) Each Utility Agreement shall include the requirement for the Utility
38 Company to meet the Buy America requirements (as specified in 23 USC 313 and, 23 CFR §
39 635.410 and Attachment 9 to Exhibit 3 (Federal Requirements)), except to the extent such
40 requirements establish an exemption for the particular Utility Adjustment. Each such Utility
41 Agreement shall require a definitive statement to be provided by Contractor, the Utility Company
42 or contractor performing any relocation Work, about the origin of all products permanently
43 incorporated into the Project, covered under the Buy America requirements.

1 5.16.5.2 Contractor acknowledges, however, that:

2 (a) It is not anticipated that Contractor will be eligible for FHWA reimbursement
3 of any Utility Adjustment outlays; and

4 (b) Contractor will not have any share in any reimbursement from FHWA or
5 other federal financing or funding that SCDOT may receive on account of Utility Adjustments.

6 **5.16.6 Utility Enhancements**

7 5.16.6.1 Contractor shall address any requests by Utility Companies that
8 Contractor design or construct Utility Improvements or Utility Company Projects (collectively,
9 “Utility Enhancements”). Any Utility Improvement performed as part of a Utility Adjustment,
10 whether by Contractor or by the Utility Company, shall be subject to the same standards and
11 requirements as if it were a necessary Utility Adjustment, and shall be addressed in the
12 appropriate Utility Agreement. Contractor shall perform any work on a Utility Company Project
13 only by separate contract outside of the Work, and such work shall be subject to **Section**
14 **5.16.9**~~Section 5.10.9~~. Under no circumstances shall Contractor proceed with any Utility
15 Enhancement that is incompatible with the Project in its final configuration or is not in compliance
16 with applicable Law, the Governmental Approvals or the Contract Documents, including the
17 Completion Deadlines. Under no circumstances will Contractor be entitled to any additional
18 compensation or Completion Deadline adjustment hereunder as the result of any Utility
19 Enhancement, whether performed by Contractor or by the Utility Company. Contractor may, but
20 is not obligated to, design and construct Utility Enhancements. Contractor shall be responsible
21 for and liable to SCDOT for any deficiencies relating to any Utility Enhancements.

22 **5.16.7 Failure of Utility Companies to Cooperate**

23 5.16.7.1 Contractor shall use diligent efforts to obtain the cooperation of
24 each Utility Company as necessary for Utility Adjustments. Contractor shall notify SCDOT
25 immediately if:

26 (a) Contractor is unable (or anticipates that it will be unable), after diligent
27 efforts, to reach agreement with a Utility Company on a necessary Utility Agreement within a
28 reasonable time;

29 (b) Contractor reasonably believes for any other reason that any Utility
30 Company will not undertake or permit a Utility Adjustment in a manner consistent with the timely
31 completion of the Project or in accordance with Law, the Governmental Approvals or the Contract
32 Documents;

33 (c) Contractor becomes aware that any Utility Company is not cooperating in
34 a timely manner to provide agreed-upon or necessary Work or approvals; or

35 (d) Any other Dispute arises between Contractor and a Utility Company with
36 respect to the Project, despite Contractor’s diligent efforts to obtain such Utility Company’s
37 cooperation or otherwise resolve such Dispute.

38 (e) This Notice may include a request that SCDOT assist in resolving the
39 Dispute or in otherwise obtaining the Utility Company’s timely cooperation. Contractor shall
40 provide SCDOT with such information as SCDOT requests regarding the Utility Company’s
41 failure to cooperate and the effect of any resulting Delay on the Project Schedule. After delivering
42 to SCDOT any Notice or request for assistance, Contractor shall continue to use diligent efforts
43 to pursue the Utility Company’s cooperation.

1 5.16.7.2 If Contractor requests SCDOT's assistance pursuant to **Section**
2 **5.16.7.1**~~Section 5.10.7.4~~, then, subject to **Section 5.16.7.3**~~Section 5.10.7.3~~, the following
3 provisions shall apply:

- 4 (a) Contractor shall provide evidence reasonably satisfactory to SCDOT that:
- 5 ix. the subject Utility Adjustment is necessary;
- 6 x. the time for completion of the Utility Adjustment in the Project
7 Schedule was, in its inception, a reasonable amount of time for completion of such Work;
- 8 xi. Contractor has made diligent efforts to obtain the Utility Company's
9 cooperation; and
- 10 xii. the Utility Company is not cooperating (the foregoing clauses (a)(i)
11 through (iv) are referred to herein as the "conditions to assistance").

12 (b) Following SCDOT's receipt of satisfactory evidence, SCDOT will take
13 such reasonable steps as Contractor may request to assist Contractor in obtaining the
14 cooperation of the Utility Company or resolving the Dispute; provided, however, that SCDOT will
15 have no obligation to prosecute eminent domain or other legal proceedings, or to exercise any
16 other remedy available to it under applicable Law or existing contract, unless SCDOT elects to
17 do so in its discretion.

18 (c) If SCDOT holds contractual or property rights that might be used to
19 enforce the Utility Company's obligation to cooperate, and if SCDOT elects in its discretion not
20 to exercise those rights, and if such rights are assignable, then SCDOT will assign those rights
21 to Contractor upon Contractor's request; provided, however, that such assignment shall be
22 without any representation or warranty as to the enforceability of such rights.

23 (d) Any assistance SCDOT provides shall not relieve Contractor of its sole
24 responsibility for satisfactory compliance with its obligations respecting Utility Adjustment Work
25 and timely completion thereof, except as otherwise expressly set forth herein.

26 5.16.7.3 If SCDOT objects in writing to a request for assistance made
27 pursuant to **Section 5.16.7.1** ~~Section 5.10.7.4~~ based on Contractor's failure to satisfy one or both
28 of the conditions to assistance described in **Section 5.16.7.2(a)(i)**~~Section 5.10.7.2(a)(i)~~ and
29 **Section 5.16.7.2(a)(ii)**~~Section 5.10.7.2(a)(ii)~~, then Contractor shall take such action as is
30 appropriate to satisfy the condition(s) and shall then have the right to submit another request for
31 assistance on the same subject matter. If SCDOT objects in writing to a request for assistance
32 made pursuant to **Section 5.16.7.1**~~Section 5.10.7.4~~ based on Contractor's failure to satisfy at
33 least one of the conditions to assistance described in **Section 5.16.7.2(a)(iii)**~~Section~~
34 **5.10.7.2(a)(iii)** and **Section 5.16.7.2(a)(iv)**~~Section 5.10.7.2(a)(iv)~~, then Contractor shall take such
35 action as Contractor deems advisable during the next ten days to obtain the Utility Company's
36 cooperation and shall then have the right to submit another request for assistance on the same
37 subject matter. Notwithstanding the foregoing, no resubmittal will be accepted unless all
38 SCDOT's objections have been addressed in accordance with the preceding two sentences.
39 This process shall be followed until Contractor succeeds in obtaining the Utility Company's
40 cooperation or in otherwise resolving the Dispute or until SCDOT determines, based on evidence
41 Contractor presents, that the conditions to assistance have been satisfied. Contractor shall have
42 the right to submit the question of the reasonableness of SCDOT's determination for resolution
43 according to the Dispute Resolution Procedures.

1 5.16.7.4 In certain cases where a Utility Company is not cooperating with
2 Contractor or SCDOT, SCDOT may, in its discretion and where applicable Law authorizes
3 SCDOT to take unilateral action, issue a Force Account Directive Letter directing Contractor to
4 proceed with a Utility Adjustment without a Utility Agreement or other written consent by the
5 Utility Company. If SCDOT directs Contractor to perform Work pursuant to this Section 5.16.7.4,
6 then Contractor, without cost to SCDOT, shall proceed with such Work as if Contractor has
7 entered into a Utility Agreement providing for Contractor to perform such Work, and shall perform
8 such Work in accordance with applicable Utility Adjustment Standards and the requirements of
9 the Contract Documents otherwise applicable to Contractor's performance of Utility Adjustment
10 Work.

11 **5.16.8 Security for Utility Adjustment Costs; Insurance**

12 5.16.8.1 Contractor shall satisfy all requirements in the Utility Memoranda
13 of Understanding and Utility Agreements to provide security for reimbursement of Utility
14 Adjustment costs to which the Utility Company is entitled, in form, type and amount and on terms
15 provided by the Utility Memoranda of Understanding and Utility Agreements.

16 5.16.8.2 Contractor shall satisfy all requirements in Utility Memoranda of
17 Understanding and Utility Agreements to provide liability insurance for the protection of the Utility
18 Company.

19 **5.16.9 Applications for Utility Permits**

20 5.16.9.1 It is anticipated that Utility Companies will apply to SCDOT for
21 utility permits and other agreements and approvals to install new Utilities that would cross or
22 longitudinally occupy the Project ROW, or to modify, upgrade, relocate or expand existing Utilities
23 within the Project ROW for reasons other than to accommodate the Project. The provisions of
24 Section 5.16.9.2~~Section 5.10.9.2~~ through Section 5.16.9.5~~Section 5.10.9.5, inclusive~~, shall apply
25 to all such Utility Company applications. No Work or services required of Contractor, and no
26 accommodation of new Utilities or of modifications, upgrades, relocations or expansions of
27 existing Utilities, pursuant hereto, shall entitle Contractor to additional compensation, Completion
28 Deadline adjustment or other Claim hereunder.

29 5.16.9.2 For all Utility Company applications described in Section
30 5.16.9.1~~Section 5.10.9.1~~ and pending as of or submitted after the Effective Date, Contractor
31 shall: (a) furnish to the applicants the most recent pertinent Project design information or Record
32 Drawings, as applicable; (b) assist the applicants with information regarding the location of other
33 proposed and existing Utilities; and (c) use commercially reasonable efforts to coordinate work
34 schedules with the applicants so that the applicants' activities do not interfere with the Project
35 Schedule. Contractor shall keep records of its costs related to new Utilities separate from other
36 costs.

37 5.16.9.3 Contractor shall assist SCDOT in deciding whether to approve a
38 permit or other agreement or approval applied for by a Utility Company. Within ten Business
39 Days after receiving an application for a utility permit or other agreement or approval, Contractor
40 shall analyze the application and provide to SCDOT a recommendation (together with supporting
41 analysis) as to whether it should be approved, denied, or approved subject to conditions.
42 Contractor shall limit the grounds for its recommendation of denial or conditions to approval to
43 the grounds (as SCDOT communicates to Contractor from time to time) on which SCDOT is
44 legally entitled to deny or condition approval of the application.

1 5.16.9.4 SCDOT will impose conditions in any approved permit or other
2 agreement or approval to the extent permitted by Law: (a) prohibiting the Utility Company from
3 interfering with Contractor’s schedule for D&C Work or Contractor’s performance of the D&C
4 Work; (b) requiring the Utility Company to compensate Contractor for the adverse impact to
5 Contractor of any prohibited interference; (c) requiring the Utility Company and its contractors to
6 cooperate and coordinate with Contractor and its Subcontractors; and (d) requiring the Utility
7 Company to adhere to Contractor’s on-site Safety Standards and procedures whenever the
8 Utility Company or its Subcontractors are in any active Work zone of Contractor or its
9 Subcontractors.

10 5.16.9.5 If Contractor and SCDOT disagree on the response to a utility
11 application, such disagreement shall be resolved according to the Dispute Resolution
12 Procedures; provided, however, that if Contractor recommends against issuance of the permit
13 or other agreement or approval and SCDOT determines issuance is appropriate or required,
14 then:

15 (a) SCDOT’s determination shall control unless issuance is arbitrary and
16 capricious and not required by Law;

17 (b) SCDOT may elect to issue the utility permit or other agreement or approval
18 in advance of resolution of the Dispute, but if it is finally determined that such issuance was
19 arbitrary and capricious and not required by Law, such issuance shall be deemed an SCDOT-
20 Directed Change (and therefore a potential Relief Event); and

21 (c) If SCDOT elects to delay issuance of a utility permit or other agreement
22 or approval pending final resolution of the Dispute, Contractor’s indemnity under **Section**
23 **20.1.1(j)**~~Section 21.1.1(j)~~ shall be deemed to apply with respect to any applicant Claim of
24 wrongful Delay or denial.

25 **5.16.10 Assignment of Rights against Utility Companies**

26 In the event of bona fide Claims on behalf of Contractor for wrongful actions or inactions
27 of a Utility Company within the Project ROW, SCDOT agrees that, upon receipt of a written
28 request from Contractor, SCDOT in its reasonable discretion will assign to Contractor SCDOT’s
29 rights of recovery, as such may exist, under any existing agreement between SCDOT and a Utility
30 Company, including any utility permits, utility relocation agreements, or other agreements.

31 **5.16.11 Utility Services**

32 5.16.11.1 Contractor shall provide all Utility service facilities (both on-Site
33 and off-Site) required to carry out the D&C Work. The service facilities include those needed for
34 power, gas, communications, water, sewage and drainage. Except for incremental additional
35 costs directly attributable to a Relief Event, Contractor is responsible for all costs of such other
36 Utility service facilities and Utility services, including costs of design and construction (both on-
37 Site and off-Site), Governmental Approvals, connection fees, testing, inspection, and
38 certification, and Utility service/usage fees and charges.

39 5.16.11.2 Reserved.

40 **5.17 Integration with Related Transportation Facilities**

41 **5.17.1** Contractor shall locate, configure, design and maintain the termini,
42 interchanges, ramps, intersections, crossings, entrances and exits of the Project so that the

1 Project will be compatible and integrated with the location, configuration, design, operation and
2 maintenance of, and provide a smooth, safe and orderly transition of traffic to and from, Related
3 Transportation Facilities. The design for the Project shall include and provide for such
4 compatibility, integration and transition. The design and construction of the Project shall comply
5 with all provisions of the Contract Documents and Project Management Plan relating to
6 compatibility, integration and transition with or at Related Transportation Facilities, including those
7 concerning signage, signaling and communications with users.

8 **5.17.2** Without limiting the foregoing, Contractor shall cooperate and coordinate with
9 SCDOT and any third party that owns, manages, operates or maintains Related Transportation
10 Facilities about the construction, maintenance and repair programs and schedules for the Project
11 and the Related Transportation Facilities, in order to minimize disruption to the operation of the
12 Project and the Related Transportation Facilities.

13 **5.17.3** To assist Contractor, SCDOT will provide to Contractor during normal working
14 hours, reasonable access to Plans, surveys, drawings, record drawings, specifications, reports
15 and other Documents and information in the possession of SCDOT or its contractors and
16 consultants pertaining to Related Transportation Facilities. Contractor, at its expense, shall have
17 the right to make copies of the same. Contractor shall conduct such other inspections,
18 investigations, Document searches, surveys and other Work as may be necessary to identify the
19 Related Transportation Facilities and achieve such compatibility, integration and transition.

20 **5.17.4** At Contractor's request from time to time, SCDOT will provide reasonable
21 assistance to Contractor in obtaining cooperation and coordination from third parties that own,
22 manage, operate or maintain Related Transportation Facilities and in enforcing rights, remedies
23 and warranties that Contractor may have against any such third parties. Such assistance may
24 include SCDOT's participation in meetings and discussions. In no event shall SCDOT be required
25 to bring any legal action or proceeding against any such third party. At Contractor's request,
26 SCDOT and Contractor shall work jointly to establish a scope of work and budget for SCDOT's
27 Recoverable Costs in connection with providing such cooperation to Contractor. Subject to any
28 agreed scope of work and budget, Contractor shall reimburse SCDOT for all costs, including
29 SCDOT's Recoverable Costs, it incurs in connection with rendering such assistance within ten
30 days after written request therefor.

31 **5.17.5** SCDOT and other Governmental Entities shall always have, without obligation
32 or liability to Contractor, the right to conduct traffic management activities on their respective
33 Related Transportation Facilities and all other facilities of the State, regional or local transportation
34 network in the area of the Project in accordance with their respective standard traffic management
35 practices and procedures in effect from time to time.

Article 6.
DESIGN AND CONSTRUCTION

6.1 General Obligations of Contractor

Contractor, in addition to performing all other requirements of the Contract Documents, shall:

6.1.1 Furnish all design and other services, provide all materials, equipment and labor and undertake all efforts necessary or appropriate (excluding only those materials, services and efforts that the Contract Documents expressly specify will be undertaken by SCDOT or other Persons) to design and construct the Project, and maintain the Project during construction, in accordance with the requirements of the Contract Documents so as to achieve Substantial Completion and Final Completion by the applicable Completion Deadlines.

6.1.2 At all times provide an SCDOT-approved Project Manager who: (a) will have full responsibility for the prosecution of the Work; (b) will act as agent and be a single point of contact in all matters on behalf of Contractor; (c) will be present (or its approved designee will be present) at the Site at all times that D&C Work is performed, and (d) will be available to timely respond to SCDOT or SCDOT's Authorized Representatives.

6.1.3 Comply with, and require that all Subcontractors comply with, all requirements of all Laws applicable to the D&C Work, including but not limited to: Environmental Laws, Labor Laws, Civil Rights Laws, and the Americans with Disabilities Act of 1990 (42 U.S.C. § 12101 et seq.), as amended.

6.1.4 Cooperate with SCDOT, all SCDOT hired Consultants, and Governmental Entities with jurisdiction in all matters relating to the Work, including their review, inspection and Oversight of the design and construction of the Project and the design and construction of the Utility Adjustments.

6.1.5 Use commercially reasonable efforts to mitigate Delay to design and construction of the Project and mitigate damages due to Delay in all circumstances, to the extent possible, including by re-sequencing, reallocating, or redeploying Contractor's and its Subcontractors' forces to other work, as appropriate.

6.1.6 Obtain and pay the cost of obtaining all Governmental Approvals that are required in connection with the Project and not previously obtained by SCDOT.

6.1.7 Ensure labor harmony on the Site during the Term, including taking appropriate steps to prevent strikes, walkouts, work stoppages, work slowdowns, work curtailments, cessations or interruptions of production due to labor disputes or other labor-related matters.

6.1.8 Perform the D&C Work, Maintenance Services, and Professional Services in a manner that gives prime importance to the safety of the public, convenience of the traveling public, and a safe work environment for all maintenance workers.

6.2 Performance, Design and Construction Standards; Deviations

6.2.1 Contractor shall furnish all aspects of the Design Work and all Design Documents, without limiting the Warranty itself, in accordance with Good Industry Practice in such a manner that the Project is constructible as designed. Contractor shall construct the Project and Utility Adjustments included in the Construction Work as designed, free from Defects, and in

1 accordance with: (a) Good Industry Practice; (b) the requirements, terms and conditions set forth
2 in the Contract Documents; (c) the Project Schedule; (d) all Laws; (e) the requirements, terms
3 and conditions set forth in all Governmental Approvals; (f) SCDOT-approved Project Management
4 Plan and all component plans prepared or to be prepared thereunder; (g) the Safety Management
5 Plan; and (h) all other applicable safety, environmental and other requirements, taking into
6 account the Project ROW limits and other constraints affecting the Project.

7 **6.2.2** Contractor also shall construct the Project and Utility Adjustments in
8 accordance with (a) the RFC Documents, and (b) the Construction Documents, in each case
9 considering the Project ROW limits and other constraints affecting the Project.

10 **6.2.3** The Project design and construction shall be subject to certification pursuant
11 to the procedure contained in SCDOT-approved Quality Management Plan.

12 **6.2.4** Contractor may apply for SCDOT approval of Deviations from applicable
13 Technical Provisions regarding the design or construction of the Project. The Deviation approval
14 process shall be as follows:

15 (a) All applications for Deviations shall be in writing. Where Contractor applies
16 for a Deviation as part of the submittal of a component plan of the Project Management Plan,
17 Contractor shall specifically identify and label the proposed Deviation.

18 (b) SCDOT will consider but has no obligation to approve, any such
19 application for a Deviation. Contractor shall bear the burden of persuading SCDOT that the
20 Deviation sought constitutes sound and safe engineering consistent with Good Industry Practice
21 and achieves SCDOT's applicable Safety Standards and criteria.

22 (c) No Deviation shall be deemed approved or be effective unless and until
23 stated in writing signed by SCDOT's Authorized Representative. SCDOT's affirmative approval
24 of a component plan of the Project Management Plan shall constitute: (i) approval of the
25 Deviations expressly identified and labeled as Deviations therein, unless SCDOT takes
26 exception to any such Deviation, and (ii) disapproval of any Deviations not expressly identified
27 and labeled as Deviations therein.

28 (d) SCDOT's lack of issuance of an approval for any Deviation within ten
29 Business Days after Contractor applies therefore shall be deemed a disapproval of such
30 application.

31 (e) SCDOT's denial or disapproval of a requested Deviation shall be final and
32 not subject to the Dispute Resolution Procedures.

33 **6.2.5** Except as set forth in [Section 1.5](#) or [6.2.4](#), any changes to the Technical
34 Provisions that materially affect the Design Work or Construction Work prior to the Substantial
35 Completion Date shall be subject to the Change Order process in accordance with [Article 15](#).

36 **6.3 Changes in Basic Configuration**

37 **6.3.1** Contractor shall not make any change in the Basic Configuration of the Project,
38 except as approved by SCDOT in its discretion and authorized by a Change Order in accordance
39 with [Article 15](#). A Change Order is required regardless of the reason underlying the change and
40 regardless of whether the change increases, decreases or has no effect on Contractor's costs.

41 **6.3.2** No Change Order shall be required for any non-material changes in the Basic
42 Configuration that SCDOT approves in writing as part of the design review process, unless

1 Contractor claims that it is entitled to Extra Work Costs in connection with a proposed change in
2 accordance with [Section 14.4.1](#), or unless the proposed change constitutes a Change Request
3 under [Section 15.2.5](#). Contractor acknowledges and agrees that constraints set forth in the NEPA
4 Approval, Technical Provisions and other Contract Documents, as well as site conditions and the
5 Schematic Design, will impact Contractor's ability to make non-material changes in the Basic
6 Configuration.

7 **6.3.3** If a Change Request results in a material change in the Basic Configuration,
8 any cost savings that result from such Change Request shall be shared in accordance with
9 [Section 15.2.5](#).

10 **6.4 Design Requirements; Responsibility for Design**

11 **6.4.1 Design Implementation and Submittals**

12 6.4.1.1 Contractor, through the appropriately qualified and licensed design
13 professionals identified in [Exhibit 2](#) and Contractor's Project Management Plan shall prepare
14 designs, Plans and specifications in accordance with the Contract Documents. Contractor shall
15 cause the engineers of record, as applicable, for the Project to sign and seal all RFC Documents.

16 6.4.1.2 Contractor shall deliver to SCDOT accurate and complete
17 duplicates of all interim, revised and Final Design Documents (including the RFC Documents),
18 Plans and Construction Documents within seven days after Contractor completes preparation
19 thereof. Contractor shall construct the Project in accordance with the RFC Documents and the
20 Construction Documents. The RFC Documents may be changed only with prior approval of
21 SCDOT. Contractor may modify the Construction Documents without prior approval of SCDOT
22 but must deliver the modifications to SCDOT in advance of performance of the applicable D&C
23 Work.

24 **6.4.2 Contractor Responsibility for Design**

25 Contractor agrees that it has full responsibility for the design of the Project and that
26 Contractor will furnish the design of the Project, although aspects of the Schematic Design have
27 been provided to Contractor as a preliminary basis for Contractor's design. Contractor specifically
28 acknowledges and agrees that:

29 (a) Contractor is not entitled to rely on: (i) the Schematic Design except as
30 specified otherwise in [Section 6.4.3](#); (ii) the other Project Information Package; or (iii) any other
31 Documents or information provided by SCDOT, except to the extent specifically permitted in the
32 Contract Documents;

33 (b) Contractor is responsible for correcting any Errors in the Schematic
34 Design through the design or construction process;

35 (c) Contractor shall not be entitled to any increase in the Contract Price or
36 extension of a Completion Deadline for Errors in the Schematic Design, except only for the right
37 to a Change Order with respect to Necessary Schematic ROW Changes as set forth in [Section](#)
38 [14.4.1](#), and subject to the requirements and limitations of [Section 14](#);

39 (d) Contractor's warranties and indemnities hereunder cover Errors in the
40 Project even though they may arise from or be related to Errors in the Schematic Design; and

41 (e) Contractor is responsible for verifying all calculations and quantity takeoffs
42 contained in the RFP Documents or otherwise provided by SCDOT.

1 **6.4.3 Changes to Schematic Design and Schematic ROW**

2 6.4.3.1 Contractor agrees the requirements and constraints set forth in the
3 Contract Documents and in the Governmental Approvals, as well as Site conditions, will impact
4 Contractor’s ability to revise the concepts contained in the Schematic Design. Contractor,
5 however, may modify the Schematic Design without SCDOT’s prior written approval if the
6 proposed modification:

- 7 (a) Meets the requirements of the Technical Provisions;
- 8 (b) Requires no revision, modification or amendment to the NEPA Approval;
- 9 (c) Does not constitute a Design Exception or Design Variance; and
- 10 (d) Does not deviate from the design concepts included in the Proposal.

11 6.4.3.2 Contractor may rely on the Schematic ROW limits, as shown on
12 the Schematic Design, and that it is feasible to design and develop the Project within said
13 Schematic ROW limits. Accordingly, Contractor shall have the right to certain relief due to
14 Necessary Schematic ROW Changes, to the extent provided in [Section 14.4.1](#); provided,
15 however that Contractor acknowledges that “feasible to design and develop the Project” is not
16 intended to mean or be limited to Contractor’s design approach set forth in its Proposal or
17 Contractor’s preferred design approach.

18 6.4.3.3 Contractor acknowledges that the Schematic Design is preliminary
19 and subject to refinement through the Final Design process, and that Contractor is not entitled
20 to additional compensation or Completion Deadline adjustment in connection with changes in
21 the Schematic Design, except as provided for Necessary Schematic ROW Changes to the extent
22 allowed under [Section 14.4.1](#).

23 **6.5 Cooperation with Other Contractors**

24 **6.5.1 Contractor Duty of Cooperation**

25 6.5.1.1 Contractor acknowledges that SCDOT has awarded or plans to
26 award contracts for construction and other work at or near the Site, and that other projects at or
27 near the Site may be in various stages of design and construction.

28 6.5.1.2 Contractor shall, and shall cause the Contractor-Related Entities
29 to, in good faith to cooperate and coordinate the Work with ~~SCDOT Contractors~~ ~~other contractors,~~
30 ~~whether the contractors work for SCDOT or other Persons,~~ whose projects or work may affect
31 the Project or the Work. Contractor shall schedule and sequence the Work as reasonably
32 necessary to accommodate the projects and work of such contractors. Further, Contractor shall
33 conduct its Work, dispose of the materials, and perform its obligations under the Contract
34 Documents ~~as set forth herein. without interfering with or hindering the progress or completion~~
35 ~~of the projects or work being performed by other contractors.~~

36 6.5.1.3 Contractor shall satisfactorily join work and in proper sequence
37 with the work of other contractors. Contractor shall ensure all planning or modification to an
38 existing plan facilitates efficient completion of the work by all parties.

39 6.5.1.4 SCDOT ~~has included and~~ agrees to include ~~with~~ in its contracts with
40 ~~SCDOT Contractors and~~ other contractors' provisions like this [Section 6.5.1](#), imposing a similar
41 duty of cooperation among contractors.

6.5.2 Interference by Other Contractors, Resolution by SCDOT

6.5.2.1 If, ~~however,~~ Contractor asserts that any of SCDOT's other contractors have caused damage to the Work then Contractor's ~~sole remedy shall be~~ shall immediately notify SCDOT so that SCDOT can ~~seek recourse against the responsible~~ such other contractors. Contractor shall submit a Change Order for the repair and Delay Costs to assist SCDOT in recovering these amounts.

6.5.2.2 Wherever Work being done by other contractors and Contractor is in conflict that cannot be resolved by those parties, the respective rights of the various interests involved shall be established by SCDOT, in order to secure the completion of the various portions of the Work in general harmony. Contractor shall ~~be entitled to have a claim against SCDOT for delay or~~ SCDOT Caused Delay or SCDOT Directed Change arising out of or caused by SCDOT's resolution of any scheduling or sequence dispute with other contractors ~~if:~~

(a) Contractor has used diligent efforts to obtain the cooperation of SCDOT's other contractors as necessary to avoid schedule conflict;

(b) Contractor is unable (or anticipates it will be unable), after diligent efforts, to reach agreement with SCDOT's other contractors to avoid schedule conflict within a reasonable time;

(c) Contractor reasonably believes for any other reason that SCDOT's other contractor will not undertake or permit a schedule modification in a manner consistent with the timely completion of the Project, or in accordance with Law, the Governmental Approvals or the Contract Documents;

(d) Contractor becomes aware that SCDOT's other contractor is not cooperating in a timely manner to provide agreed-upon or necessary Work, approvals, or other cooperation;

(e) Any other Dispute arises between Contractor and SCDOT's other contractor with respect to the Project, despite Contractor's diligent efforts to obtain such cooperation or otherwise resolve such Dispute before seeking SCDOT's assistance;

(f) Contractor provides Notice to SCDOT and SCDOT's other contractor seeking SCDOT's assistance in resolving the Dispute or in otherwise obtaining SCDOT's other contractor's timely cooperation. The Notice shall also include information relating to Contractor's attempts to resolve the scheduling Dispute, SCDOT's other contractor's failure to cooperate or SCDOT's other contractor's responses to Contractor's position on the schedule conflict; and

(g) SCDOT shall resolve the conflict ~~in its exercise of good faith discretion~~ and decide whether ~~Contractor~~ ~~either Party~~ is entitled to relief as a SCDOT Caused Delay.

6.5.3 SCDOT Contractor Impacts

6.5.3.1 Contractor will not be entitled to a Relief Event if it fails to materially comply with its obligations to cooperate and resolve conflicts with SCDOT Contractors within Section 6.5.1.2 and Section 6.5.2.

6.5.4 Coordination with Utility Companies and Adjacent Property Owners

Contractor shall coordinate with Utility Companies and owners of property adjoining the Project, and with their respective contractors, as more particularly described in the Contract Documents.

1 **6.6 Partial Acceptance; Substantial Completion; Punch List; Final Completion**

2 **6.6.1 Partial Acceptance**

3 6.6.1.1 SCDOT will issue a written Certificate of Partial Acceptance on the
4 date that all the following conditions precedent to Partial Acceptance have been met:

5 (a) All major safety features are installed and functional, such major safety
6 features to include shoulders, guard rails, striping and delineations, concrete traffic barriers,
7 bridge railings, cable safety systems, metal beam guard fences, safety end treatments, terminal
8 anchor sections and crash attenuators;

9 (b) The Punch List (under Section 6.6.3) has been prepared and agreed
10 between the Parties

11 (c) All required signs and signals are installed and functional;

12 (d) The need for temporary traffic controls or for lane closures at any time has
13 ceased (except for any then-required for Maintenance Services, so long as Contractor has
14 complied with the Notice requirements set forth in [Section 6.6.2.1](#)) and such need for controls or
15 lane closures is not due to any act or failure to act by any Contractor-Related Entity, and except
16 for temporary lane closures during hours of low traffic volume in accordance with and as
17 permitted by the Transportation Management Plan solely in order to complete Punch List items;

18 (e) All lanes of traffic (including ramps, interchanges, overpasses,
19 underpasses, other crossings and frontage roads) set forth in the Design Documents are in their
20 final configuration and traffic can move unimpeded through the Project at the normal, posted
21 speed;

22 (f) Contractor has otherwise completed the D&C Work in accordance with the
23 Contract Documents and Design Documents, such that the Project is in a condition that it can
24 be used for safe vehicular travel in all lanes at the normal, posted speed and at all points of entry
25 and exit, subject only to Punch List items and other items of Work that do not affect the ability to
26 safely open for such normal use by the traveling public;

27 (g) All commitments related to the Work as required pursuant to all
28 Governmental Approvals, including NEPA Approvals, have been completed in accordance
29 therewith and the Contract Documents;

30 (h) ~~Reserved. No Partial Acceptance acts as a release or reduction in the~~
31 ~~amount of the bond amounts or insurance coverage;~~

32 (i) All other Submittals required under the contract Documents to be
33 submitted to SCDOT prior to Substantial Completion have been so submitted, and accepted by
34 SCDOT; and

35 (j) All required reports to all Governmental Entities have been completed,
36 submitted, and approved.

37 6.6.1.2 The procedures for notification of Partial Acceptance are as
38 follows:

39 (a) Contractor shall provide SCDOT with not less than 60 days' prior
40 notification of the date Contractor determines it will satisfy all conditions to Partial Acceptance
41 (other than issuance by SCDOT of a Certificate of Partial Acceptance). During such 60-day

1 period, Contractor and SCDOT will meet and confer and exchange information on a regular
2 cooperative basis with the goal being SCDOT's orderly, timely inspection and review of the
3 Project and the RFC Documents and Construction Documents, and SCDOT's issuance of a
4 Certificate of Partial Acceptance.

5 (b) During such 60-day period, SCDOT will conduct an inspection of the
6 Project and its components, a review of the applicable RFC Documents and Construction
7 Documents and such other investigation as may be necessary to evaluate whether Partial
8 Acceptance is achieved.

9 (c) Contractor shall provide SCDOT a second notification when Contractor
10 determines it has met all conditions to Partial Acceptance, other than issuance by SCDOT of a
11 Certificate of Partial Acceptance. Within five days after expiration of the 60-day period and
12 SCDOT's receipt of the second notification, SCDOT will either: (A) issue the Certificate of Partial
13 Acceptance; or (B) notify Contractor, setting forth, as applicable, why the Project has not reached
14 Partial Acceptance. If SCDOT and Contractor cannot agree as to the date of Partial Acceptance,
15 such Dispute shall be resolved according to the Dispute Resolution Procedures.

16 **6.6.2 Substantial Completion**

17 6.6.2.1 SCDOT will issue a written Certificate of Substantial Completion
18 on the date that all the following conditions precedent to Substantial Completion have been met:

19 (a) All major safety features are installed and functional, such major safety
20 features to include shoulders, guard rails, striping and delineations, concrete traffic barriers,
21 bridge railings, cable safety systems, metal beam guard fences, safety end treatments, terminal
22 anchor sections and crash attenuators;

23 (b) All required illumination is installed and functional;

24 (c) All required signs and signals are installed and functional;

25 (d) The need for temporary traffic controls or for lane closures at any time has
26 ceased (except for any then-required for Maintenance Services, so long as Contractor has
27 complied with the Notice requirements set forth in Section 6.6.2.1) and such need for controls or
28 lane closures is not due to any act or failure to act by any Contractor-Related Entity, and except
29 for temporary lane closures during hours of low traffic volume in accordance with and as
30 permitted by the Transportation Management Plan solely in order to complete Punch List items;

31 (e) All lanes of traffic (including ramps, interchanges, overpasses,
32 underpasses, other crossings and frontage roads) set forth in the Design Documents are in their
33 final configuration and traffic can move unimpeded through the Project at the normal, posted
34 speed;

35 (f) Reserved;

36 (g) Reserved;

37 (h) Contractor has otherwise completed the D&C Work in accordance with the
38 Contract Documents and Design Documents, such that the Project is in a condition that it can
39 be used for safe vehicular travel in all lanes at the normal, posted speed and at all points of entry
40 and exit, subject only to Punch List items and other items of Work that do not affect the ability to
41 safely open for such normal use by the traveling public;

42 (i) Reserved;

1 (j) All commitments related to the Work as required pursuant to all
2 Governmental Approvals, including NEPA Approvals, have been completed in accordance
3 therewith and the Contract Documents;

4 (k) The Punch List (under Section 6.6.3) has been prepared and agreed
5 between the Parties

6 (l) All other Submittals required under the contract Documents to be
7 submitted to SCDOT prior to Substantial Completion have been so submitted, and accepted by
8 SCDOT; and

9 (m) All required reports to all Governmental Entities have been completed,
10 submitted, and approved.

11 6.6.2.2 The procedures for notification of Substantial Completion are as
12 follows:

13 (a) Contractor shall provide SCDOT with not less than 60 days' prior
14 notification of the date Contractor determines it will satisfy all conditions to Substantial
15 Completion (other than issuance by SCDOT of a Certificate of Substantial Completion). During
16 such 60-day period, Contractor and SCDOT will meet and confer and exchange information on
17 a regular cooperative basis with the goal being SCDOT's orderly, timely inspection and review
18 of the Project and the RFC Documents and Construction Documents, and SCDOT's issuance of
19 a Certificate of Substantial Completion.

20 (b) During such 60-day period, SCDOT will conduct an inspection of the
21 Project and its components, a review of the applicable RFC Documents and Construction
22 Documents and such other investigation as may be necessary to evaluate whether Substantial
23 Completion is achieved.

24 (c) Contractor shall provide SCDOT a second notification when Contractor
25 determines it has met all conditions to Substantial Completion, other than issuance by SCDOT
26 of a Certificate of Substantial Completion. Within five days after expiration of the 60-day period
27 and SCDOT's receipt of the second notification, SCDOT will either: (A) issue the Certificate of
28 Substantial Completion; or (B) notify Contractor, setting forth, as applicable, why the Project has
29 not reached Substantial Completion. If SCDOT and Contractor cannot agree as to the date of
30 Substantial Completion, such Dispute shall be resolved according to the Dispute Resolution
31 Procedures.

32 **6.6.3 Punch List**

33 The Project Management Plan shall establish procedures and schedules for preparing a
34 Punch List and completing Punch List work. Such procedures and schedules shall conform to
35 the following provisions.

36 6.6.3.1 The schedule for preparation of the Punch List either shall be
37 consistent and coordinated with the inspections regarding Partial Acceptance, Substantial
38 Completion or shall follow such inspections.

39 6.6.3.2 Contractor shall prepare and maintain the Punch List. Contractor
40 shall deliver to SCDOT not less than five days' prior Notice stating the date when Contractor will
41 commence Punch List field inspections and Punch List preparation. SCDOT will participate and
42 assist in the development of the Punch List. Each Party shall have the right to add items to the
43 Punch List, but neither shall remove any item added by the other Party without such other Party's

1 express permission. If Contractor objects to the addition of an item by SCDOT, the item shall be
2 noted as included under protest, and if the Parties thereafter are unable to reconcile the protest,
3 the Dispute shall be resolved according to the Dispute Resolution Procedures. Contractor shall
4 deliver to SCDOT a true and complete copy of the Punch List, and each modification thereto, as
5 soon as it is prepared.

6 6.6.3.3 Contractor shall immediately commence Work on the Punch List
7 items and diligently prosecute such Work to completion, consistent with the Contract Documents,
8 within the time period to be set forth in the Project Management Plan and in any case by the
9 Final Completion Deadline.

10 **6.6.4 Final Completion**

11 6.6.4.1 Promptly after achieving Substantial Completion, Contractor shall:

- 12 (a) Perform all remaining Work, including completion of all Punch List items;
13 (b) Settle and/or resolve all Contractor related ROW issues such remediation
14 of Additional Areas, make final payments to any property owner, etc.; and
15 (c) Complete all Maintenance to preexisting and newly constructed Elements
16 within the Project;
17 (d) Perform all other tasks necessary to put the Project into use as part of the
18 State Highway System as directed by SCDOT; and
19 (e) Submit and receive SCDOT's Concurrence and Approval of Final Pay
20 Application and As-Built CPM schedule.

21 6.6.4.2 SCDOT will issue a Certificate of Final Completion at such time as
22 all of the following conditions have been satisfied in respect of the Project:

- 23 (a) SCDOT has issued a Certificate of Substantial Completion for the Project;
24 (b) All Punch List items shall have been completed and delivered to the
25 reasonable satisfaction of SCDOT;
26 (c) SCDOT has received and approved the "As-Built Schedule";
27 (d) SCDOT has received a complete set of the Record Drawings, and a
28 complete, indexed set of all Proprietary Intellectual Property pursuant to Section 22.7.1.2;
29 (e) All Utility Adjustment Work and other Work that Contractor is obligated to
30 perform for or on behalf of third parties with respect to the Project has been accepted by such
31 third parties, and Contractor has paid for all Work by third parties that Contractor is obligated to
32 pay for, other than disputed amounts and amounts owed to Utility Companies that have not yet
33 been invoiced to Contractor, despite Contractor's diligent efforts to obtain invoices therefore;
34 (f) All component parts, plans and documentation of the Project Management
35 Plan required to be prepared, submitted and approved prior to Final Completion have been so
36 prepared, submitted and approved;
37 (g) All Submittals required by the Project Management Plan or Contract
38 Documents to be submitted to and approved by SCDOT prior to Final Completion have been
39 submitted to and approved by SCDOT, in the form and content required by the Project
40 Management Plan or Contract Documents;

1 (h) All personnel, supplies, equipment, waste materials, rubbish and
2 temporary facilities of each Contractor-Related Entity shall have been removed from the Project
3 ROW, Contractor has restored and repaired all damage or injury arising from such removal to
4 the satisfaction of SCDOT, and the Site is in good working order and condition;

5 (i) Contractor has delivered to SCDOT a certification representing that there
6 are no outstanding Claims (for purposes of this certification, the term "Claim" shall include all
7 facts which may give rise to a Claim) of Contractor or claims or stop Notices of any Subcontractor,
8 Supplier, laborer, Utility Company or other Persons with respect to the D&C Work, other than:

9 i. any previously submitted unresolved Claims of Contractor and any
10 claims or stop Notices of a Subcontractor, Supplier, laborer, Utility Company or other Persons
11 being contested by Contractor (in which event the certification shall include a list of all such
12 matters with such detail as is requested by SCDOT and, with respect to all claims or stop Notices
13 of a Subcontractor, Supplier, laborer, Utility Company and other Person, shall include a
14 representation by Contractor that it is diligently and in good faith contesting such matters by
15 appropriate legal proceedings which shall operate to prevent the enforcement or collection of the
16 same); and

17 ii. amounts owed to Utility Companies that have not yet been invoiced
18 to Contractor, despite Contractor's diligent efforts to obtain invoices therefore;

19 (j) Contractor has paid in full all Liquidated Damages that are then due and
20 owing to SCDOT pursuant to this Agreement and are not in Dispute, and has provided to SCDOT
21 reasonable security for the full amount of Liquidated Damages that may then be the subject of
22 an unresolved Dispute;

23 (k) There exists no uncured Contractor Defaults other than those that would
24 be cured by the achievement of Final Completion;

25 (l) SCDOT has received from Contractor and accepted all of Contractor's
26 DBE Quarterly Reports including Contractor's Final DBE Quarterly report and, if applicable, Good
27 Faith Effort documentation;

28 (m) SCDOT has received from Contractor and accepted all of the Contractor's
29 Monthly Training Status Reports for all trainees and, if applicable, Good Faith Effort
30 documentation; Trainee Termination Forms; and

31 (n) All of Contractor's other obligations under the Contract Documents (other
32 than obligations which by their nature are required to be performed after Final Completion) shall
33 have been satisfied in full or waived by SCDOT.

34 6.6.4.3 Contractor shall provide SCDOT with 30 days' Notice of the date
35 when Contractor expects to achieve all conditions to Final Completion other than issuance by
36 SCDOT of a Certificate of Final Completion. During the 30-day period following receipt of such
37 notification, Contractor and SCDOT will meet and confer and exchange information on a regular
38 cooperative basis with the goal being the orderly, timely inspection and review of the Project and
39 the Record Drawings, and SCDOT's issuance of a Certificate of Final Completion.

40 6.6.4.4 During such 30-day period, SCDOT will conduct an inspection of
41 the Punch List items, a review of the Record Drawings and such other investigation as may be
42 necessary to evaluate whether the conditions to Final Completion are satisfied.

1 6.6.4.5 Within five days after expiration of such 30-day period, SCDOT will
2 either: (i) issue a Certificate of Final Completion for the Project; or (ii) notify Contractor setting
3 forth, as applicable, why Final Completion has not been achieved. If SCDOT and Contractor
4 cannot agree as to the date of Final Completion, such Dispute shall be resolved according to the
5 Dispute Resolution Procedures.

6 **6.7 Nonconforming and Defective Work**

7 **6.7.1** SCDOT has the right to direct Contractor at Contractor's sole cost and without
8 Claim of any kind against SCDOT to rectify any Nonconforming Work that SCDOT or its agents
9 may discover so that it complies with the Contract Documents.

10 **6.7.2** ~~If SCDOT elects to accept Nonconforming Work, SCDOT may recover from~~
11 ~~Contractor 100% of the cost savings, if any associated with Contractor's failure to perform the~~
12 ~~Work in accordance with requirements of the Contract Documents (in addition to any other~~
13 ~~adjustment of the Contract Price or Monthly Disbursement), plus the net present value of 100%~~
14 ~~of any increase in costs SCDOT will incur during the term of this Agreement to operate and~~
15 ~~maintain the Project that is attributable to the Nonconforming Work. If SCDOT agrees to accept~~
16 ~~Nonconforming Work without requiring it to be fully corrected, SCDOT shall be entitled to~~
17 ~~reimbursement of a portion of the Price in an amount equal to either, at SCDOT's discretion, (a)~~
18 ~~the amount deemed appropriate by SCDOT to provide compensation for known impacts to all~~
19 ~~affected Persons (including SCDOT) such as future maintenance and other costs relating to the~~
20 ~~Nonconforming Work, or (b) the amount of the Price reasonably allocable to such Work had it~~
21 ~~been performed in accordance with the Contract Documents. In determining Contractor's cost~~
22 ~~savings, the Parties shall consider all avoided costs of Contractor, including avoided design,~~
23 ~~material, equipment, labor, construction, testing, commissioning, acceptance and overhead costs~~
24 ~~and avoided costs due to time savings. Contractor shall bear the burden of proving such increased~~
25 ~~costs. SCDOT will have the right to deduct such cost savings from any sums owed by SCDOT to~~
26 ~~Contractor pursuant to this Agreement.~~

27 **6.7.3** The disposition of all Nonconforming Work shall be documented by a Non-
28 Conformance Report.

29 ~~6.7.36.7.4~~ Subject to Section 19.7 and [Section 19.8](#), nothing contained in the Contract
30 Documents shall in any way limit the right of SCDOT to assert Claims for damages resulting from
31 patent or latent Defects in the Work for the period of limitations prescribed by applicable Law, and
32 the foregoing shall be in addition to any other rights or remedies SCDOT may have hereunder or
33 under Law.

34 **6.8 Hazardous Materials Management**

35 **6.8.1** Without limiting SCDOT's role or responsibilities set forth in [Section 6.8.6](#),
36 [Section 6.8.7](#) and [Section 14.4.5](#), and except as provided otherwise below, Contractor shall
37 undertake Hazardous Materials Management of all Hazardous Materials and Recognized
38 Environmental Conditions, including contaminated groundwater, in accordance with applicable
39 Law, Governmental Approvals, the Hazardous Waste Management Plan, and all applicable
40 provisions of the Contract Documents.

41 **6.8.2** Contractor shall have the following duties to avoid or mitigate adverse financial
42 and schedule impacts of Hazardous Materials and Recognized Environmental Conditions.

1 6.8.2.1 Without cost to SCDOT, Contractor shall adopt, using Good
2 Industry Practice, design and construction techniques for the Project that, to the maximum extent
3 possible, avoid the need for Hazardous Materials Management.

4 6.8.2.2 If, having met its obligation under [Section 6.8.2.1](#), Contractor is
5 unable to avoid Hazardous Materials or Recognized Environmental Conditions, Contractor shall
6 use Good Industry Practice, including design modifications and construction techniques, to
7 minimize costs of Hazardous Materials Management, including minimization of SCDOT's long-
8 term costs for Hazardous Materials Management.

9 6.8.2.3 Where Hazardous Materials Management is unavoidable or is
10 required by applicable Law, Contractor shall utilize appropriately trained Subcontractors or
11 personnel to conduct the Hazardous Materials Management activities.

12 **6.8.3** Contractor shall stop Work immediately in the affected area and duly notify
13 SCDOT in writing and advise SCDOT of any obligation to notify State or federal agencies under
14 applicable Law if during the course of the Work, Contractor encounters any Unexpected
15 Hazardous Materials or Recognized Environmental Conditions in connection with the Project, the
16 Site or Work, in an amount, type, quality or location that would require reporting or notification to
17 any Governmental Entity or other Person or taking any preventive or remedial action, in each
18 case under applicable Law, Governmental Approvals, the Hazardous Materials Management Plan
19 or any applicable provision of the Contract Documents. SCDOT will promptly notify Contractor in
20 writing if during the Term SCDOT discovers Unexpected Hazardous Materials or Recognized
21 Environmental Conditions in connection with the Project, the Site or the Work.

22 **6.8.4** The right of SCDOT to step in to carry out the Hazardous Materials
23 Management obligations of Contractor are as set forth in [Section 6.8.4.1](#) and [Section 6.8.4.2](#),
24 below.

25 6.8.4.1 SCDOT may provide Contractor with written Notice that SCDOT
26 will undertake the Hazardous Materials Management itself if, within a reasonable time after
27 discovery of Hazardous Materials or Recognized Environmental Conditions, taking into
28 consideration the nature and extent of the contamination, the type and extent of action required
29 and the potential impact upon Contractor's schedule to perform the Work, Contractor has not
30 undertaken the Hazardous Materials Management required of it under [Section 6.8.1](#). SCDOT
31 thereafter may undertake the Hazardous Materials Management actions in compliance with a
32 remediation plan prepared by SCDOT and approved by applicable Governmental Entities and in
33 compliance with applicable Laws. Without limiting SCDOT's role or responsibilities set forth in
34 [Section 6.8.6](#), Contractor shall reimburse to SCDOT on a current basis within thirty days of
35 request therefore, the reasonable costs, including SCDOT's Recoverable Costs, that SCDOT
36 incurs in carrying out such Hazardous Materials Management actions for Contractor Release of
37 Hazardous Materials. SCDOT will have no liability or responsibility to Contractor arising out of
38 SCDOT's Hazardous Materials Management actions for Contractor Release of Hazardous
39 Materials and such actions shall in no event constitute the basis of a Relief Event or other Claim.

40 6.8.4.2 Notwithstanding the foregoing, if Contractor notifies SCDOT that
41 Contractor desires to preserve claims against other potentially responsible parties, then SCDOT
42 will undertake all commercially reasonable efforts to preserve such claims consistent with either
43 the National Oil and Hazardous Substances Pollution Contingency Plan, 40 CFR § 300, or
44 comparable State regulations and standards; and a reasonable period of time for Contractor to
45 perform the Hazardous Materials Management actions shall include a sufficient period for

1 Contractor to comply with the National Oil and Hazardous Substances Pollution Contingency
2 Plan or such comparable State regulations and standards.

3 **6.8.5** Refer to [Section 14.4.54](#) regarding Contractor's rights to compensation and
4 Completion Deadline adjustment with respect to Unexpected Hazardous Materials.

5 **6.8.6** Off-site disposal of Hazardous Materials is subject to the provisions of [Section](#)
6 [6.8.6.1](#) through [Section 6.8.6.3](#), inclusive, below.

7 6.8.6.1 Except as provided otherwise in ~~Section 6.8.9~~~~Section 6.8.7~~, as
8 between Contractor and SCDOT, SCDOT will be considered the sole generator and arranger
9 under 40 CFR Part 262 and will sign manifests for the off-site disposal of Hazardous Materials
10 other than for: (a) Contractor Release of Hazardous Materials **identified in sub-part (b) of that**
11 **definition**; (b) Hazardous Materials that migrate from points of origin located outside the
12 boundaries of the Project ROW where the source of such Hazardous Materials is a Contractor-
13 Related Entity in the course of performing Work; and (c) Hazardous Materials that Contractor
14 handles and disposes of in violation of any applicable provision of the Contract Documents, of
15 Governmental Approvals or of Law. Notwithstanding the foregoing, SCDOT may elect, by written
16 Notice to Contractor, to have another responsible party (instead of SCDOT, and other than a
17 Contractor-Related Entity) assume generator and arranger status and liability, or sign manifests,
18 for which SCDOT is otherwise responsible under this [Section 6.8.6.1](#).

19 6.8.6.2 ~~Notwithstanding any contrary provision of the Contract~~
20 ~~Documents~~, Contractor shall not be entitled to any compensation from SCDOT for any SCDOT-
21 Caused Delay arising out of or relating to any Dispute over whether Hazardous Materials are
22 Known or Suspected. Contractor will be entitled to a Relief Event pursuant to [Section 14.4.5](#) if
23 [Contractor discovered or encounters](#) Unexpected Hazardous Materials.

24 6.8.6.3 To the extent permitted by applicable Law, as between SCDOT
25 and Contractor, SCDOT will take and assume sole responsibility and liability for third-party
26 claims, causes of action and Losses arising out of or resulting from the off-site disposal of
27 Hazardous Materials for which SCDOT is the generator pursuant to this [Section 6.8.6](#),
28 specifically excluding liability for any actual and threatened Contractor Release of Hazardous
29 Materials and liability for off-site disposal that SCDOT elects to have a responsible Party assume
30 as provided in [Section 6.8.6.1](#). It is the intent of the Parties that Contractor have no exposure to
31 any such third-party claims, causes of action and Losses.

32 **6.8.7** Contractor shall not be required to engage in Hazardous Materials
33 Management with respect to Release of Hazardous Materials onto the Project or Project ROW at
34 any time during the Term by a Person other a Contractor-Related Entity in the course of
35 performing Work (a "third party"), where such Release is from a vehicle operating or located within
36 the Project ROW or from such vehicle's cargo.

37 **6.8.8** SCDOT has exclusive decision-making authority regarding selection of the
38 destination facility to which Hazardous Materials will be transported whenever it acts as generator
39 or arranger. The foregoing shall not preclude or limit any rights or remedies that SCDOT may
40 have against Contractor-Related Entities (other than Contractor), Governmental Entities or other
41 third parties, including prior owners, lessees, licensees and occupants of any parcel of land that
42 is or becomes part of the Project ROW.

43 **6.8.9** As between Contractor and SCDOT, Contractor shall be considered the sole
44 generator and arranger and shall sign manifests for: (a) each Contractor Release of Hazardous
45 Materials **identified under sub-part (b) of that definition**; and (b) Hazardous Materials that migrate

1 from points of origin located outside the boundaries of the Project ROW where the source of such
2 Hazardous Materials is a Contractor-Related Entity in the course of performing Work. The
3 foregoing shall not preclude or limit any rights or remedies that Contractor may have against any
4 Governmental Entity or any other third parties, including existing or prior owners, lessees,
5 licensees and occupants of any parcel of land that is or becomes part of the Project ROW,
6 excluding, however, the State, SCDOT and their respective agents. To the extent permitted by
7 applicable Law, Contractor shall indemnify, save, protect and defend SCDOT from Claims,
8 demands, causes of action and Losses arising out of or resulting from the off-site disposal of such
9 Hazardous Materials for which Contractor is considered the generator or arranger pursuant to this
10 [Section 6.8](#). The foregoing indemnity shall survive the expiration or termination of this Agreement.

11 **6.8.10** In the event of good-faith and bona fide claims on behalf of Contractor related
12 to Releases of Hazardous Materials by a third party who is not a Contractor-Related Entity,
13 SCDOT agrees that, upon receipt of a written request from Contractor, SCDOT in its reasonable
14 discretion will assign and subrogate its rights of recovery to Contractor, as such may exist.

15 **6.9 Title**

16 Contractor warrants that it owns, or will own, and has, or will have, good and marketable
17 title to all materials, equipment, tools and supplies furnished, or to be furnished, by it and its
18 Subcontractors that become part of the Project or are purchased for SCDOT for the operation,
19 maintenance or repair thereof, free and clear of all Liens. Title to all such materials, equipment,
20 tools and supplies which are delivered to the Site shall pass to SCDOT, free and clear of all Liens,
21 upon the sooner of: (a) incorporation into the Project, or (b) payment by SCDOT to Contractor of
22 invoiced amounts pertaining thereto. Notwithstanding any such passage of title, Contractor shall
23 retain sole care, custody and control of such materials, equipment, tools and supplies and shall
24 exercise due care with respect thereto until Substantial Completion or, with respect to such
25 materials, equipment, tools and supplies which are necessary for Contractor to satisfy its
26 obligations under the Agreement, until such obligations are satisfied or until Contractor is
27 terminated pursuant to Article 18 or [Article 23](#).

28 **6.10 Site Security**

29 Commencing upon issuance of NTP 2, Contractor shall provide appropriate security for
30 the Site, and shall take all reasonable precautions and provide protection to prevent damage,
31 injury, or Loss to the D&C Work and materials and equipment to be incorporated therein, as well
32 as all other property at or on the Site, whether owned by Contractor, SCDOT, or any other Person.
33 Contractor shall comply with SCDOT's security requirements and protocols.

34 **6.11 Risk of Loss or Damage**

35 Commencing upon issuance of NTP 2, Contractor shall be responsible for maintenance
36 of the D&C Work and the Site; provided, however, that Contractor's maintenance responsibility
37 for portions the D&C Work owned by third parties shall extend until the control of and maintenance
38 responsibility for such portions are officially transferred to the respective third parties.

39 **6.12 ReservedDiscovery of Differing Site Conditions**

40 **6.12.1 Differing Site Conditions Risk**

1 6.12.1.1 The Parties acknowledge and agree that Contractor bid an
2 allowance amount of \$5,600,000 (the “Differing Site Conditions Allowance”) with respect to the
3 discovery of Differing Site Conditions affecting the Work including payments for Extra Work Costs
4 and Delay Costs in connection with the aforementioned discovery, except to the extent set forth
5 in Sections 6.12.1.3 and 6.12.1.4, the aggregate of any amounts that Contractor shall have a
6 right to draw under this Section 6.12 shall not exceed the Differing Site Conditions Allowance.

7 6.12.1.2 Contractor’s right to draw under the Differing Site Conditions
8 Allowance under this Section 6.12 is separate from and is not cumulative with Contractor’s right
9 to claim any compensation or relief under clause (f) of the definition of SCDOT-Caused Delay
10 and clauses (h, j, and l) of the definition of “Relief Event” in accordance with Article 14.

11 6.12.1.3 Contractor shall not be entitled to Extra Work Costs or Delay Costs
12 for impacts that could have been avoided through re-sequencing and re-scheduling of the Work
13 or other work-around measures the cost of which is justified by equal or greater savings in Extra
14 Work Costs or Delay Costs that would result. SCDOT will compensate Contractor for the
15 reasonable costs of re-sequencing, re-scheduling and other work-around measures authorized
16 in writing by SCDOT pursuant to this provision, in the same manner it compensates for Extra
17 Work Costs and Delay Costs under Section 6.12.2-3.

18 6.12.1.4 Contractor shall not be entitled to any Extra Work Costs, Delay
19 Costs or Completion Deadline adjustment for Differing Site Conditions in, on or under Contractor-
20 Designated ROW, Replacement Utility Property Interests (except if Section 14.4 applies) or
21 Additional Areas.

22 **6.12.2 Notification and Conditions for Differing Site Conditions**

23 6.12.2.1 If during the performance of the Work Contractor becomes aware
24 of a Differing Site Condition, Contractor shall promptly (and in any event within 10 Business
25 Days) provide a Notice of Differing Site Condition to SCDOT.

26 6.12.2.2 Within 40 Business Days after Contractor’s Notice under Section
27 6.12.2.1, Contractor shall deliver to SCDOT a detailed proposal (“Detailed Differing Site
28 Condition Proposal”) demonstrating that the Differing Site Condition is the direct cause of
29 Contractor incurring additional costs with respect to the Work, and shall include statements
30 setting forth all relevant assumptions made by Contractor with respect to the condition of the
31 affected area, justifying the basis for such assumptions, explaining exactly how the existing
32 conditions differ from those assumptions, and stating the efforts Contractor undertook to find
33 alternative design or construction solutions to eliminate or minimize the problem and the
34 associated costs.

35 6.12.2.3 Promptly, and in any event within 15 Business Days, after SCDOT
36 receives a Detailed Differing Site Condition Proposal, Contractor shall meet with SCDOT to
37 review, discuss and seek to agree upon the Detailed Differing Site Condition Proposal.

38 6.12.2.4 During such discussions, SCDOT may request further information
39 from Contractor, as SCDOT determines, in its reasonable discretion, is necessary for SCDOT to
40 evaluate the Detailed Differing Site Condition Proposal.

41 6.12.2.5 Within 15 Business Days after the later of the conclusion of the
42 meetings referred to in Section 6.12.2.3 or the date additional information is received pursuant
43 to Section 6.12.2.4, as applicable, SCDOT will either:

1 (a) Subject to Section 6.12.1, accept the Detailed Differing Site Condition
2 Proposal by issuing a Notice to Contractor (a “Differing Site Condition Order”); or

3 (b) Dispute the Detailed Differing Site Condition Proposal or whether a
4 Differing Site Condition exists, in which case either Party may refer the matter for determination
5 in accordance with Partnering and Dispute Resolution Procedures.

6 6.12.2.6 If a Differing Site Condition Order is issued, Contractor may include
7 with the next Pay Request, on the line within the Schedule of Values for Differing Site Condition
8 Allowance, (and accompanied by evidence that the relevant costs have been incurred) the
9 agreed additional costs incurred; provided that the aggregate of such payments shall not exceed
10 the amount remaining in the Differing Site Conditions Allowance after taking into account any
11 previous payment in accordance with this Section 6.12.2.6.

12 6.12.2.7 Contractor shall not suspend performance of the Work during the
13 negotiation of any Detailed Differing Site Condition Proposal, except to the extent that such
14 suspensions are otherwise expressly permitted under the terms of this Agreement.

15 6.12.2.8 Contractor bears the burden of proving that a Differing Site
16 Condition exists and that Contractor could not reasonably have worked around the Differing Site
17 Condition so as to avoid additional cost or delay.

18 6.12.2.9 Unless Contractor proves that a Differing Site Condition exists in
19 an affected area, Contractor shall not be entitled to additional compensation or Completion
20 Deadline adjustment in connection with work stoppages in the affected area during the period of
21 time Contractor investigates conditions in the affected area.

22 6.12.2.10 Time is of the essence with respect to Contractor’s delivery of the
23 Notices required under this Section 6.12.2. If for any reason Contractor fails to deliver the initial
24 Notice in strict accordance with the requirements of Section 6.12.2.1 or a Detailed Differing Site
25 Condition Proposal in strict accordance with the requirements of Section 6.12.2.2, then
26 Contractor will be deemed to have irrevocably and forever waived and released any right to draw
27 payment under Section 6.12.1 with respect to such Differing Site Condition.

28 6.12.2.11 If, at the Final Completion Date, the total value of authorizations
29 from SCDOT with respect to all agreed Differing Site Condition Orders does not exceed the
30 Differing Site Conditions Allowance, then Contractor shall receive [0%] of the remaining balance
31 of the Differing Site Conditions Allowance.

32 **6.13 Clayton Act Assignment**

33 Contractor shall assign to SCDOT all right, title and interest in and to all Claims and causes
34 of action it may have under Section 4 of the Clayton Act (15 U.S.C. Sec. 15), arising from
35 purchases of goods, services or materials pursuant to the Contract Documents or any
36 Subcontract. This assignment shall become automatically effective when SCDOT tenders Final
37 Payment to Contractor, without further documentation or acknowledgment by the Parties.

38 **6.14 UAS Requirements**

39 **6.14.1 Authorization to Use UASs for the Project.** Contractor may use a drone,
40 classified as a Small Unmanned Aircraft System (“UAS”) as defined in 14 C.F.R., Part 107 in
41 performing the Work, subject to the terms and conditions set forth in this Section 6.14. For
42 avoidance of doubt, nothing in this Section 6.14 authorizes, nor shall be deemed or construed

1 to authorize, any Contractor-Related Entity to use a UAS under any existing FAA Section 6, 14
2 CFR Part 107 “Operational Waiver” or other FAA authorization relating to use of UASs.

3 **6.14.2 UAS Use and Flight Planning.**

4 6.14.2.1 Contractor shall submit UAS use plans for the Project to SCDOT
5 as a condition to the first instance of UAS operations within the Airspace of the Project Limits.
6 Contractor shall obtain SCDOT’s prior, written authorization to deviate from the UAS use plan
7 submitted. Acceptance of the UAS use plan, as may be thereafter amended, authorizes UAS
8 operations within the Airspace of the Site, subject to the restrictions (if any) as may apply to a
9 parcel due to FAA regulations, 14 CFR Part 107. SCDOT’s shall provide a written response to
10 UAS usage plans within 5 Business Days of receipt. SCDOT’s acceptance of Contractor’s UAS
11 usage plan constitutes written Notice and authorization of UAS usage pursuant to the relevant
12 FAA regulations.

13 6.14.2.2 Contractor shall file all flight and related plans with the FAA prior
14 to any UAS operations if required by relevant regulations. All flight activities shall be conducted
15 in compliance with FAA guidance and requirements on UAS operations.

16 6.14.2.3 Except as and when authorized by SCDOT under Section
17 6.14.2.1, prior to each use of any UAS, and to the extent authorized under a submitted UAS use
18 plan and FAA flight plan:

19 (a) Contractor shall provide written notice to all real property owners except
20 SCDOT over which the UAS is to operate in connection with the Work.

21 (b) Contractor shall also obtain written authorization from the owner of all
22 parcels except SCDOT over which the UAS will transit while in flight prior to each use of any
23 UAS.

24 (c) Contractor shall coordinate directly with any other contractors or other
25 Persons with encroachment or other permits/permissions to be on the Site.

26 (d) Contractor shall carry insurance covering the use of all UASs with
27 coverage limits as specified by SCDOT within the Project.

28 **6.14.3 Compliance with Law; Governmental Approvals; Other Third-Party**
29 **Approvals.** Contractor shall comply with all applicable Laws relating to ownership, use, and
30 operation of UASs. Contractor shall obtain, maintain, and comply with all such additional
31 Governmental Approvals that are required for UAS operations by or on behalf of Contractor.

32 **6.14.4 UAS Risks, Liabilities, Culpability.** As between Contractor and SCDOT,
33 Contractor bears all risks and shall indemnify SCDOT relating to UAS operations, including
34 specifically any civil liabilities or culpabilities in tort and criminal liabilities that may result (e.g.,
35 battery, trespass).

36 **6.14.5 UAS Safety.** Contractor shall conduct a preflight inspection, to include specific
37 aircraft and control station systems checks, to ensure the UAS is in a condition for safe operation
38 pursuant to 14 CFR Part 107. Contractor shall comply with all clearances given and as may be
39 conditioned or restricted in the Airspace. Notwithstanding the foregoing, and only to extent not
40 expressly directed otherwise by the FAA air traffic controllers during any UAS operations,
41 Contractor shall not, nor shall Contractor permit, UAS operations (a) higher than 400 feet, (b)
42 within 25 feet of pedestrians, moving vehicles, or public infrastructure, (c) at or within specific No
43 Drone Zone locations, and (d) as otherwise restricted under the Technical Provisions.

1 **6.14.6 Damage or Loss of a UAS.** Contractor shall report any potential or actual
2 Loss of any UAS promptly to SCDOT and to such other Governmental Entities as may be required
3 under applicable Law. To the extent possible, Contractor shall comply with any requirements
4 resulting from report, including recovery of the damaged UAS.

5 **6.14.7 UAS-involved Damages.** In addition to other requirements under applicable
6 Law and pursuant to insurance requirements, Contractor shall report to the FAA (with a copy of
7 such report delivered concurrently to SCDOT) within 10 days of any operation of a UAS that
8 results in at least serious injury, loss of consciousness, or property damage of at least \$500.

9 **6.14.8 Intellectual Property and Books and Records Matters.** All information,
10 materials (including electronic materials), and other work product (including maps, computations,
11 computer discs, printouts, flight logs, and other data prepared by, or for or any Contractor-Related
12 Entity under the terms of this Agreement arising out of, relating to, or resulting from the use of the
13 UAS are Books and Records and any Intellectual Property disclosed or embodied within is Owner
14 Intellectual Property and not Proprietary Intellectual Property. In addition to SCDOT's audit rights
15 hereunder, Contractor shall also make available to the FAA, upon request, the UAS itself for
16 inspection or testing, as well as maintain and provide to the FAA any related Books and Records.

Article 7.

TIME; NOTICES TO PROCEED; PROJECT SCHEDULE AND PROGRESS

7.1 Time of Essence

7.1.1 As a material consideration for entering into this Agreement, Contractor hereby commits, and SCDOT is relying upon Contractor's commitment, to design and construct the Project ~~2080~~**1825** days from the issuance of NTP 1 to achieve Substantial Completion. Except where this Agreement expressly provides for an extension of time, the time limitations set forth in the Contract Documents for Contractor's performance of its covenants, conditions and obligations are of the essence, and Contractor waives any right at Law or in equity to tender or complete performance beyond the applicable time period, or to require SCDOT to accept such performance.

7.1.2 Without limiting Section 3.1.8, Contractor's obligations under Section 7.1, and, with respect to any Claim for additional time or costs in performance of the Work under this Agreement, any acceptance by SCDOT of any Project-related schedule shall not, and shall not be construed to, bind SCDOT to any improper logic, improper activity durations, or Errors in the expression of the Critical Path or otherwise be used as a defense by or on behalf of Contractor in any Dispute hereunder. Without limiting Contractor's other obligations under the Contract Documents, Contractor shall correct any improper logic, improper activity durations, or Errors in its next schedule Submittal.

7.1.3 For avoidance of doubt, only the most recently SCDOT approved Project Baseline Schedule (and no other schedule Submittal) is relevant to measuring the duration of any Delay hereunder; provided, however, that such other schedule Submittals may be relevant to determinations as to whether (a) Contractor mitigated any such Delay, and (b) a portion of the Work identified on the Project Baseline Schedule was completed.

7.2 Notices to Proceed

Authorization allowing Contractor to proceed with Work shall be provided through SCDOT's issuance of NTPs. SCDOT will have no liability to Contractor under this Agreement for any Delay or failure in the issuance of a NTP except as provided otherwise in Section 23.5.1. Contractor further acknowledges and agrees that SCDOT's liability under this Agreement for the Delay or failure in the issuance of a NTP shall be limited to payment owing for Work authorized under NTPs actually issued.

7.3 Issuance of NTP 1

SCDOT will issue NTP 1 no later than 45 days from the Effective Date of the Agreement. Issuance of NTP 1 authorizes Contractor to do only the following:

(a) Prepare or continue preparing any or all component parts, plans and documentation of the Project Management Plan relevant to the D&C Work, including: (i) a Quality Management Plan (e.g., for general requirements, Professional Services and Construction Work components); and (ii) a Community and Public Relations Support Plan;

(b) Prepare the ROW Activity Plan, Environmental Management Plan, Safety Management Plan and Transportation Management Plan;

- 1 (c) Prepare the detailed, resource and cost loaded Project Baseline
2 Schedule;
- 3 (d) Prepare the Submittal Schedule;
- 4 (e) All insurance policies required under Article 11 have been obtained and
5 are in full force and effect, and Contractor has delivered to SCDOT written binding verifications
6 of coverage from the relevant issuers of such insurance policies;
- 7 (f) Enter the Project ROW owned or in the possession of SCDOT in order to
8 conduct surveys and Site investigations, including geotechnical, Hazardous Materials and
9 Utilities investigations, provided that Contractor shall not conduct any ground-disturbing activities
10 within or outside other areas of the Schematic ROW until SCDOT ~~has completed its and~~ has
11 received and approved, as provided in the Technical Provisions, the Environmental Management
12 Plan, Community and Public Support Plan, Safety Management Plan, Site Documentation,
13 Storm Water Pollution Prevention Plan, and Invasive Species Control Plan;
- 14 (g) Commence ROW Services for Additional Areas;
- 15 (h) Commence negotiating Utility Agreements with Utility Companies;
- 16 (i) At Contractor's option, commence Design Work, provided that SCDOT will
17 not pay for or commence review of Design Documents until Contractor satisfies all conditions
18 precedent set forth in Section 7.5, and
- 19 (j) All other tasks as are necessary to complete items (a)-(i) above.

20 **7.4 Issuance of NTP 2**

21 **7.4.1** SCDOT anticipates issuing NTP 2 when all of the following conditions have
22 been satisfied:

- 23 (a) A Partnering Meeting has been conducted as set forth in Article 21;
- 24 (b) ~~Reserved. If applicable under this Agreement, the Guarantees in favor of~~
25 ~~SCDOT required under Section 10.3 have been executed, obtained and delivered to SCDOT~~
26 ~~and are in full force and effect;~~
- 27 (c) Contractor has developed and delivered to SCDOT and SCDOT has
28 approved, in accordance with Section 3.4, the component parts, plans and documentation of the
29 Project Management Plan designated "Required Prior to NTP 2" in Section 110.2 of the Technical
30 Provisions;
- 31 (d) SCDOT has approved the ROW Activity Plan;
- 32 (e) Contractor has delivered to SCDOT the Transportation Management Plan
33 and all SCDOT comments thereon have been resolved;
- 34 (f) SCDOT has approved the Site Documentation;
- 35 (g) SCDOT has approved the detailed, resource and cost loaded Project
36 Baseline Schedule;
- 37 (h) SCDOT has approved the Submittal Schedule;
- 38 (i) SCDOT has approved the Basis of Design Report;

1 (j) All representations and warranties of Contractor set forth in [Section 2.3](#)
2 shall be and remain true and correct in all material respects;

3 (k) There exists no uncured Contractor Default for which Contractor has
4 received written Notice from SCDOT; and

5 (l) Contractor has satisfied any other requirements or conditions for
6 commencing Design Work or any other Work authorized by NTP 2 set forth in the Technical
7 Provisions.

8 **7.4.2** Subject to the conditions set forth in [Section 7.7](#), issuance of NTP 2 authorizes
9 Contractor to perform D&C Work not authorized under [Section 7.3](#) (i.e., issuance of NTP 1), and
10 related activities pertaining to the Project.

11 **7.5 Conditions to Design Work Review and Payment**

12 **7.5.1** Notwithstanding any contrary provision of [Section 3.1.2](#), SCDOT will have no
13 obligation to commence its review of, or pay Contractor for, any Design Work until all of the
14 following conditions precedent have been satisfied:

15 (a) SCDOT has issued NTP 1;

16 (b) SCDOT has received and approved, as provided in the Technical
17 Provisions, the Quality Management Plan, and the Basis of Design Report; and

18 (c) Contractor, and its Subcontractors performing Design Work, have
19 obtained the insurance coverage required under [Article 11](#) for Design Work, and Contractor has
20 provided, and caused such Subcontractors to provide, to SCDOT evidence that the required
21 insurance is in effect (and where required, SCDOT has approved such insurance).

22 **7.5.2** SCDOT may reject without review any Design Document submitted to SCDOT
23 before the date such conditions precedent are satisfied. All time periods available to SCDOT for
24 review or approval of any Design Document submitted to SCDOT before such date shall begin to
25 run on such date and shall be subject to [Section 3.1.2.3](#).

26 **7.6 Conditions to Commencement of Construction**

27 **7.6.1 Construction Work Generally**

28 Except to the extent authorized under [Section 7.6.4](#) or otherwise expressly permitted in
29 writing by SCDOT, Contractor shall not commence or permit or suffer commencement of
30 construction of the Project or applicable portion thereof until SCDOT issues NTP 2 and all of the
31 following conditions have been satisfied:

32 (a) All Governmental Approvals necessary to begin Construction Work in the
33 applicable portion of the Project have been obtained, and Contractor has furnished to SCDOT
34 fully executed copies of such Governmental Approvals;

35 (b) SCDOT has (i) obtained an order for immediate possession, (ii) closed the
36 acquisition of the parcel, or (iii) otherwise obtained permanent right of entry through settlement,
37 negotiation, the condemnation process or otherwise for Project ROW necessary to commence
38 construction of the applicable portion of the Project;

1 (c) Contractor has satisfied for the applicable portion of the Project all
2 applicable pre-construction requirements contained in the Environmental Approvals and other
3 Governmental Approvals;

4 (d) Contractor has caused to be developed and delivered to SCDOT and
5 SCDOT has approved, in accordance with Section 3.4, the component parts, plans and
6 documentation of the Project Management Plan designated as "Required Prior to NTP 2" in
7 Section 110.2 of the Technical Provisions;

8 (e) Contractor has delivered to SCDOT all Submittals relating to the
9 applicable Construction Work required by the Project Management Plan or Contract Documents,
10 in the form and content required by the Project Management Plan or Contract Documents;

11 (f) Contractor has adopted written policies establishing ethical standards of
12 conduct for all Contractor-Related Entities, including Contractor's supervisory and management
13 personnel in dealing with (i) SCDOT and the SCDOT's Consultants and (ii) employment relations,
14 in accordance with Section 9.10;

15 (g) Contractor, and its Subcontractors performing Construction Work, have
16 obtained the insurance coverage required under Article 11 for Construction Work, and Contractor
17 has provided, and caused such Subcontractors to provide, to SCDOT evidence that the required
18 insurance is in effect (and where required, SCDOT has approved such insurance); and

19 (h) Contractor has provided to SCDOT at least ten days advance written
20 notification of the date Contractor determines that it will satisfy all of the conditions set forth in
21 this Section 7.6.1.

22 7.6.2 ITS Improvements

23 The Contractor is not responsible for the maintenance or construction of permanent ITS
24 Elements. The Contractor is also not responsible for the Work Zone Intelligent Transportation
25 System (WZITS) development or installation on this Project. ITS and WZITS will be the
26 responsibility of SCDOT.

27 7.6.2.1 SCDOT will sever the fiber connection at the location indicated in
28 the map ~~labeled~~ "ITS FOC Sever Locations" located in the **Technical Provision**
29 **AttachmentsTPA** of the RFP. The Contractor shall not impact the fiber line or ITS equipment
30 outside of those locations. The Contractor is not responsible for the maintenance or construction
31 of permanent SCDOT ITS Elements. There is an existing Department of Administration (DOA)
32 fiber trunk line within the Project Limits. The Contractor shall treat this fiber trunk line as a Utility
33 until it is relocated and coordinate with the SCDOT and the DOA to ensure this relocated trunk
34 line will not be impacted by construction. **The Contractor agrees any impacts to the SCDOT ITS**
35 **fiber or ITS equipment outside of the prescribed locations in the Contract Documents, including**
36 **any impacts to the DOA fiber resulting in downtime, will be subjected to Liquidated Damages in**
37 **accordance with Section 19.9.2.**

38 7.6.2.2 The ITS Work includes the removal and disposal of existing ITS
39 Elements impacted by the Project construction. The SCDOT will remove the existing ITS
40 cameras and cabinets prior to the Contractor commencing Work. The Contractor shall remove
41 and dispose of the existing ITS infrastructure that is impacted by construction, including but not
42 limited to poles, foundations, service boxes, concrete pads, conduit, and cabling. The Contractor
43 shall remove, salvage, and deliver the existing Dynamic Message Signs (DMS) to the SCDOT

1 Intelligent Transportation System Maintenance Facility; 1408 Shop Road, Columbia, SC, 29201.
2 Refer to the ITS Special Provision, Section EE.

3 7.6.2.3 There is an existing ITS HUB located in the gore area bordered by
4 WB I-26 Exit Ramp to Bush River Road, EB I-126, and WB I-26 Exit Ramp to EB I-126. The
5 Contractor shall coordinate with SCDOT during the design phase if it is anticipated that any
6 construction activities will impact the HUB. In the event that the existing HUB is impacted,
7 SCDOT will remove the interior equipment, building, and emergency generator. The Contractor
8 would be responsible to remove and dispose of the remaining infrastructure, including but not
9 limited to foundations, service boxes, concrete pads, conduit, cabling, and fences.

10 7.6.2.4 The Contractor shall coordinate with SCDOT prior to any MOT
11 shifts or construction activities that modify the lane configuration to allow the WZITS devices to
12 be relocated and recalibrated by others. The Contractor shall notify SCDOT at least 36 hours
13 prior to any shifts so the SCDOT On-Call Contractor can relocate and recalibrate the WZITS
14 devices. The Contractor shall not relocate or recalibrate any WZITS devices unless explicitly
15 directed to by SCDOT.

16 7.6.2.5 ~~Reserved ITS downtime will be strictly enforced. Should the fiber
17 connection go offline or be reduced to negatively affect state operations as a result of the Work,
18 liquidated damages will be assessed per incident at a rate of \$10,000 (Ten Thousand Dollars) in
19 addition to a rate of \$10,000 (Ten Thousand Dollars) for each ¼ hour interval the system is offline
20 (or any portion thereof).~~

21 7.6.2.6 If any WZITS devices are damaged due to the Work, the
22 Contractor shall immediately notify SCDOT. The Contractor shall be responsible for either the
23 repair of the device to make it fully operational or the replacement of the device. The Contractor
24 shall coordinate with SCDOT, who will have the final determination on what constitutes fully
25 operational and what device models are acceptable for the replacement device.

26 7.6.3 Utility Adjustments

27 Contractor shall not commence or permit or suffer commencement of construction of a
28 Utility Adjustment included in the Construction Work until SCDOT issues NTP 2, all of the
29 conditions set forth in [Section 7.6.1](#) that are applicable to the Utility Adjustment (reading such
30 provisions as if they referred to the Utility Adjustment) have been satisfied, and the following
31 additional requirements have been satisfied:

32 (a) Except as otherwise provided in [Section 5.16.7.4](#), the Utility Adjustment is
33 covered by an executed Utility Agreement;

34 (b) Contractor has submitted to SCDOT the Submittals described in Sections
35 110.5.2 and 140.5 of the Technical Provisions with respect to the Utility Adjustment; and

36 (c) Contractor has obtained SCDOT review and approval of any other matters
37 respecting the Utility Adjustment that are required under any applicable Federal Requirements.

38 7.6.4 Advance Construction Activities

39 To reduce and minimize the impacts to the traveling public, SCDOT may, in its sole
40 discretion, authorize Contractor to perform Advance Construction Activities prior to NTP 2. In the
41 event SCDOT authorizes Contractor to perform Advance Construction Activities, Contractor shall
42 satisfy and comply with the conditions and requirements imposed by SCDOT, which may include
43 certain conditions and requirements identified in [Sections 7.6.1](#) and [7.6.3](#) and shall have provided

1 performance and payment bonds in accordance with Sections 10.1.1 and 10.2.2, prior to
2 commencing such activities.

3 **7.7 Reserved**

4 **7.8 Reserved**

5 **7.9 Completion Deadlines**

6 **7.9.1 Substantial Completion Deadline**

7 Contractor shall achieve Substantial Completion of the Project not later than the
8 Substantial Completion Deadline of 20804825 days after the issuance of NTP 1.

9 **7.9.2 Final Completion Deadline**

10 Contractor shall achieve Final Completion of the Project not later than the Final
11 Completion Deadline.

12 **7.9.3 No Completion Deadline Adjustment**

13 7.9.3.1 SCDOT is not obligated to adjust a Completion Deadline for any
14 reason except as otherwise specifically provided in Article 15. Contractor shall not be relieved of
15 its obligation to comply with the Project Schedule, to achieve Substantial Completion, and to
16 achieve Final Completion of the Project by the applicable Completion Deadlines for any reason
17 except as otherwise specifically provided in Article 15.

18 **7.10 Scheduling of Design, Construction and Payment**

19 **7.10.1 Project Schedule**

20 The Work shall be undertaken and completed in accordance with the Project Schedule as
21 described in Section 110.6 of the Technical Provisions. The Project Schedule shall be used by
22 the Parties for planning and monitoring the progress of the Work and as the basis for determining
23 the amount of monthly progress payments to be made to Contractor.

24 **7.10.2 Float**

25 All Float contained in the Project Schedule, as shown in the initial Project Baseline
26 Schedule or as generated thereafter, shall be a shared, jointly owned Project resource available
27 to either Party or both Parties as needed to absorb Delay caused by Relief Events or any other
28 event, achieve schedule milestones, interim completion dates and Completion Deadlines. All
29 Float and corresponding Controlling Work Items shall be shown as such in the Project Schedule
30 on each affected schedule path. SCDOT will have the right to examine the identification of (or
31 failure to identify) Float and Controlling Work Items on the Project Schedule in determining
32 whether to approve the Project Schedule. Once identified, Contractor shall monitor, account for
33 and maintain Float in accordance with Critical Path methodology.

34 **7.10.3 Progress Payment Scheduling**

35 The Project Schedule shall provide for payment of the Contract Price to be made solely
36 on the basis of progress by Contractor and agreed by SCDOT.

1 **7.11 Recovery Schedule**

2 **7.11.1** The Contractor will comply with Section 110.6.13 of the Technical Provisions
3 with respect to any Recovery Schedule requirements. If at any time, the Work on any Critical Path
4 item is delayed for a period that exceeds 30 days without an excusable delay as compared to the
5 latest accepted Project Schedule (including delays for which Contractor may be entitled to a
6 Completion Deadline adjustment under Article 14 and Article 15), then Contractor shall prepare
7 and submit to SCDOT for review and approval a Recovery Schedule.

8 **7.11.2** Reserved All costs incurred by Contractor in preparing, implementing and
9 achieving the Recovery Schedule shall be borne by Contractor and shall not result in a change to
10 the Contract Price.

11 **7.11.3** Reserved If Contractor fails to provide an acceptable Recovery Schedule within
12 15 Business Days of SCDOT's request, then, in addition to any other rights and remedies in favor
13 of SCDOT arising out of such failure, SCDOT will have the right to withhold 5% of progress
14 payments until such time as Contractor has prepared and SCDOT has approved such Recovery
15 Schedule. Any failure or delay in the submittal or approval of a Recovery Schedule shall not result
16 in any Completion Deadline adjustment under the Contract Documents.

1 **Article 8.**
2 **ADDITIONAL CONTRACTOR OBLIGATIONS**

3 **8.1 Security**

4 **8.1.1 Policing**

5 (a) Contractor acknowledges that all relevant law enforcement agencies, with
6 jurisdiction over the Project ROW including but not limited to the South Carolina Department of
7 Public Safety, the South Carolina Highway Patrol, the South Carolina State Transport Police, the
8 State Law Enforcement Division (SLED), the City of Columbia, the City of West Columbia, the
9 County of Lexington, and the County of Richland are empowered to enforce all applicable Laws
10 and to enter the Project and Project ROW at any and all times to carry out their law enforcement
11 duties. No provision of this Agreement is intended to surrender, waive or limit any police powers
12 of all relevant law enforcement agencies with jurisdiction over the Project ROW, including but
13 not limited to the South Carolina Department of Public Safety, the South Carolina Highway Patrol,
14 the South Carolina State Transport Police, the State Law Enforcement Division (SLED), the City
15 of Columbia, the City of West Columbia, the County of Lexington, and the County of Richland or
16 any other Governmental Entity, and all such police powers are hereby expressly reserved.

17 (b) SCDOT and third parties with responsibility for traffic regulation and
18 enforcement shall have the right to install, operate, maintain and replace cameras or other
19 equipment on the Project that relate to traffic regulation or enforcement. Contractor shall
20 coordinate and cooperate, and require its Subcontractors to coordinate and cooperate, with any
21 such installation, maintenance and replacement activities.

22 **8.1.2 Security and Incident and Emergency Response**

23 (a) Contractor is responsible for the safety and security of the Project,
24 Contractor-Related Entity personnel and the public during all construction activities under the
25 control of any Contractor-Related Entity.

26 (b) Contractor shall comply with all applicable Laws and all rules, directives
27 and guidance of the U.S. Department of Homeland Security, South Carolina Department of
28 Public Safety, South Carolina Department of Health and Environmental Control **and its successor**
29 **agencies**, and all comparable county agencies. Contractor shall coordinate and cooperate with
30 all Governmental Entities providing security, first responder and other public Emergency
31 response services.

32 (c) Contractor shall perform and comply with the provisions of Section 120.2.1
33 of the Technical Provisions concerning Incident and Emergency response, safety and security.

34 **8.2 Traffic Management**

35 **8.2.1 Traffic Control**

36 **The Contractor shall maintain traffic throughout the length of the Project as required by**
37 **the Manual on Uniform Traffic Control Devices and other applicable SCDOT Standards for traffic**
38 **control.** Contractor shall prepare and submit to SCDOT for its review, comment and approval the
39 individual traffic control Plans for such Work 30 days before the start of any Work requiring full or
40 partial Lane Closures. Contractor shall prepare the individual Traffic Control Plans in accordance
41 with the requirements set forth in Section 600.5 of the Technical Provisions. Resolution of

1 SCDOT's comments on an individual Traffic Control Plan and SCDOT's approval of the timing of
2 the corresponding full or partial Lane Closures are conditions precedent to commencement of the
3 corresponding Work. Contractor shall implement the Traffic Control Plans to promote safe and
4 efficient operation of the Project. ~~Contractor shall perform its traffic control and operations in~~
5 ~~accordance with the Contract Documents.~~ Contractor is responsible for coordination of traffic
6 control. SCDOT will resolve all conflicts in scheduling with adjacent projects, and SCDOT will
7 assign priority as necessary. Contractor is not entitled to relief from Delays resulting from this
8 coordination.

9 **8.2.2 Traffic Operation Restrictions**

10 8.2.2.1 Contractor shall keep the number of Lane Closures to a minimum
11 and shall keep each Lane Closure to the shortest time necessary for safe and efficient
12 operations. The requirements for and restrictions on Lane Closures are set forth in Section 600.3
13 of the Technical Provisions. If Contractor violates such requirements and restrictions, Contractor
14 shall be subject to Liquidated Damages in accordance with [Section 19.2](#).

15 8.2.2.2 Contractor shall take all actions necessary to open the roadway
16 as soon as possible and shall repair any damage to the affected Elements should an Emergency
17 occur during Contractor's performance of construction activities, including vehicle accidents and
18 structural failures.

19 8.2.2.3 SCDOT may deny a Lane Closure for any reason, including but
20 not limited to, an Emergency, evacuation, a special event or any other public activities.

21 8.2.2.4 SCDOT will have at all times, without obligation or liability to
22 Contractor, the right to: (a) issue Force Account Directive Letters to Contractor regarding traffic
23 management and control (with which Contractor shall comply), or directly assume traffic
24 management and control of the Project during any period that SCDOT's Project director
25 determines such action will be in the public interest as a result of an Emergency or natural
26 disaster; and (b) provide on the Project, via message signs or other means consistent with Good
27 Industry Practice, traveler and driver information, and other public information (e.g., Amber
28 alerts).

29 **8.3 Contractor Inspection, Testing and Reporting**

30 **8.3.1** Contractor shall carry out inspections of the Project in accordance with the
31 Technical Provisions and the Project Management Plan. Contractor shall use the results of
32 inspections to maintain preexisting and new asset condition and service levels during the
33 performance of the Work.

34 **8.3.2** Contractor shall submit all reports relating to the Work, in the form, with the
35 content and within the time required under the Contract Documents.

36 **8.4 Safety Compliance; Emergency Repair Work**

37 **8.4.1 Safety Compliance**

38 8.4.1.1 SCDOT may, as needed, issue Safety Compliance Orders to
39 Contractor with respect to the Project to correct a specific safety condition or risk involving the
40 Project that SCDOT has reasonably determined exists through investigation or analysis.

1 8.4.1.2 SCDOT will inform Contractor at the earliest practicable time of
2 any circumstance or information relating to the Project that in SCDOT’s reasonable judgment is
3 likely to result in a Safety Compliance Order. Except in the case of Emergency, SCDOT will
4 consult with Contractor prior to issuing a Safety Compliance Order concerning the risk to public
5 or worker safety, alternative compliance measures, cost impacts, and the availability of
6 Contractor resources to fund the Safety Compliance work.

7 8.4.1.3 SCDOT may issue Safety Compliance Orders to Contractor at any
8 time from and after the Effective Date subject to conducting such prior consultation unless
9 excused in the case of Emergency.

10 8.4.1.4 Contractor shall implement each Safety Compliance Order as
11 soon as reasonably possible following its issuance. Contractor shall diligently prosecute the
12 work necessary to achieve such Safety Compliance until completion. In no event shall Contractor
13 be entitled to claim that any Force Majeure Event relieves Contractor from compliance with any
14 Safety Compliance Order except where Contractor’s compliance with such Safety Compliance
15 Order is delayed due to an ongoing Force Majeure Event and only so long as such Force Majeure
16 Event is continuing.

17 **8.4.2 Emergency Repair Work**

18 8.4.2.1 SCDOT shall be responsible for procuring and overseeing
19 temporary and permanent repair Work in response to an Emergency for the Project from and
20 after issuance of NTP 1.

Article 9.
SUBCONTRACTING AND LABOR PRACTICES

9.1 Non-Discrimination; Equal Employment Opportunity

9.1.1 Contractor shall not, and shall cause the Subcontractors to not, discriminate on the basis of race, religion, sex, sexual orientation, gender identity, color, national origin, age or disability in the performance of the Work under the Contract Documents.

9.1.2 Contractor shall comply with Form FHWA-1273. Form FHWA-1273 is incorporated as part of the Contract Documents by reference herein and is physically included in Section 1000 of the Technical Provisions.

9.1.3 Contractor shall include and comply with the SCDOT DBE Supplemental Specification and follow its directions in regards to DBE inclusions in every Subcontract with a Subcontractor that may further subcontract any portion of its Work, so that such provisions will be binding upon each Subcontractor.

9.1.4 Contractor shall include and comply with the SCDOT Training Special Provision (TSP) in every Subcontract to implement the On-the-Job (OJT) program.

9.2 DBE Requirements and Small Business Opportunity

9.2.1 The DBE Goals for the Project, which Contractor commits to achieve or use Good Faith Efforts to achieve, are calculated and shall be credited in relation to the portion of the total Contract Price, allocated to the components of the Work as listed below, in this Section 9.2.1.

9.2.1.1 The DBE Goal for the Project is 12.1% as allocated as follows:

(a) Professional Services DBE Goal – 0.2% of the total Contract Price allocated to Professional Services

(b) Construction DBE Goal – 11.9% of the total Contract Price allocated to Construction Work or other services.

9.2.1.2 The Contractor shall provide their DBE Utilization Commitments Plan within 30 days of contract execution.

9.2.1.3 The Contractor shall provide their Professional Services DBE committals within 30 days of contract execution.

9.2.1.4 The Contractor shall provide their Construction DBE committals upon submittal of Contractor's Notice of Intent (NOI) for construction activities.

9.2.1.5 SCDOT will have the right to audit all documentation and compliance regarding DBE participation in the Project. Contractor must fully cooperate with SCDOT's DBE auditing requests.

9.2.2 For purposes of Section 9.2.1.1 and Section 9.2.1.1(b), the Contract Price shall be allocated between Professional Services and Construction Work according to the allocations in SCDOT-approved Project Baseline Schedule; and the sum of such allocations shall equal the total Contract Price.

1 **9.2.3** SCDOT strongly encourages Contractor to use additional DBEs above the
2 DBE Goals in an effort to help SCDOT meet its overall DBE goals and help SCDOT meet the
3 maximum feasible portion of its DBE goals through race neutral means as outlined in 49 CFR
4 Part 26.

5 **9.2.4** SCDOT's DBE Special Provisions, applicable to the Project, are set forth in
6 Section 1000 of the Technical Provisions. Contractor shall comply with all applicable
7 requirements set forth in SCDOT's DBE Special Provisions and Supplemental Specifications and
8 49 CFR 26.

9 **9.2.5** Any conflict in the language between the Contract and SCDOT's DBE Special
10 Provisions and Supplemental Specifications shall be resolved in favor of the SCDOT's DBE
11 Special Provisions.

12 **9.2.6** Contractor shall not cancel or terminate any Subcontract with a DBE firm
13 except in accordance with all requirements and provisions applicable to cancellation or
14 termination of Subcontracts with DBE firms set forth in SCDOT's DBE Supplemental
15 Specifications.

16 **9.3 On-the-Job Training**

17 **9.3.1** SCDOT's Training Special Provision (TSP) applicable to the Project, is set forth
18 in Section 1000 of the Technical Provisions. The purpose of SCDOT's Training Provision is to
19 ensure that inexperienced and untrained workers have a substantial opportunity to participate in
20 the performance of the Construction Work through apprenticeships, training and similar measures
21 to maintain and grow a diverse, skilled work force. Contractor shall perform and comply with all
22 requirements set forth in the OJT Special Provisions and the provisions in Contractor's approved
23 OJT Utilization Plan. Contractor and all Subcontractors shall abide by SCDOT's TSP which is
24 incorporated by reference herein.

25 **9.3.2** SCDOT has established goals for OJT participation in the Construction Work
26 ("OJT Goals"). The OJT Goals for the Project, which Contractor commits to achieve or use Good
27 Faith Efforts to achieve, are:

28 (a) Minimum of 63,440 OJT Trainee hours on the Project;

29 (b) Minimum of 68 Roadway OJT Trainees must each complete at least 520
30 hours on the Project in the same trade or work classification; and

31 (c) Minimum of 27 Bridge OJT Trainees must each complete at least 1,040
32 hours on the Project in the same trade or work classification.

33 **9.4 Subcontracts**

34 **9.4.1** Contractor shall retain or cause to be retained only Subcontractors that are
35 licensed, qualified, experienced and capable in the performance of the portion of the Work
36 assigned. Contractor shall assure that each Subcontractor has at the time of execution of the
37 corresponding Subcontract and maintains at all times during performance of the assigned Work,
38 all licenses required by applicable Laws.

39 9.4.1.1 For each Subcontract (regardless of tier), Contractor shall submit
40 to SCDOT a completed Subcontractor/Hauler Approval Form, as applicable, not later than seven

1 days before the Subcontractor commences Work. The Subcontractor/Hauler Request Form is
2 provided in **Exhibit 4 Exhibits 5-1 and 5-2.**

3 9.4.1.2 For each Subcontractor (regardless of tier) that performs
4 Construction Work, Contractor shall submit to SCDOT written Notice of the Subcontractor's start
5 date not later than 48 hours before the Subcontractor commences Work or, for those
6 Subcontractors identified in the Proposal and starting on or within 48 hours of the Effective Date,
7 not later than 48 hours after the start date.

8 **9.4.2** The retention of Subcontractors by Contractor will not relieve Contractor of its
9 responsibility hereunder or for the quality of the Work or materials provided by it. Contractor shall
10 supervise and be fully responsible to SCDOT for the acts, omissions, negligence, intentional
11 misconduct, or breach of applicable Law, contract or Governmental Approval by any Contractor-
12 Related Entity or by any member or employee of Contractor or any Contractor-Related Entity, as
13 though Contractor directly employed all such individuals. No Subcontract entered into by
14 Contractor will impose any obligation or liability upon SCDOT to any such Subcontractor or any
15 of its employees. Nothing in this Agreement will create any contractual relationship between
16 SCDOT and any Subcontractor of Contractor.

17 **9.4.3** Reserved

18 **9.4.4** Each Subcontract shall:

19 (a) Set forth a standard of professional responsibility or a standard for
20 commercial practice equal to the requirements of the Contract Documents and Good Industry
21 Practice for work of similar scope and scale and shall set forth effective procedures for Claims
22 and change orders.

23 (b) Require the Subcontractor to carry out its scope of Work in accordance
24 with the Contract Documents, the Governmental Approvals and applicable Law, including the
25 applicable requirements of the DBE Performance Plan.

26 (c) Include Form FHWA-1273.

27 (d) Incorporate the general wage decisions applicable to the Project and set
28 forth in Section 1000 of the Technical Provisions (Federal Prevailing Wage Rates).

29 (e) Without cost to Contractor or SCDOT, expressly permit assignment to
30 SCDOT or its successor, assign or designee of all Contractor's rights under the Subcontract,
31 contingent only upon delivery of request from SCDOT following termination of this Agreement,
32 allowing SCDOT or its successor, assign or designee to assume the benefit of Contractor's rights
33 with liability only for those remaining obligations of Contractor accruing after the date of
34 assumption, such assignment to include the benefit of all Subcontractor warranties, indemnities,
35 **guarantees** and professional responsibility.

36 (f) Expressly state that any acceptance of assignment of the Subcontract to
37 SCDOT or its successor, assign or designee shall not operate to make the assignee responsible
38 or liable for any breach of the Subcontract by Contractor or for any amounts due and owing under
39 the Subcontract for Work or services rendered prior to assumption (but without restriction on the
40 Subcontractor's rights to suspend Work or demobilize due to Contractor's breach).

41 (g) Not be assignable by the Subcontractor to any Person other than SCDOT
42 (or its assignee) without Contractor's and SCDOT's prior consent.

1 (h) Expressly include requirements that the Subcontractor will: (i) maintain
2 usual and customary Books and Records for the type and scope of business operations in which
3 it is engaged (e.g., constructor, equipment Supplier, designer, service provider); (ii) permit audit
4 thereof with respect to the Project or Work by each of Contractor and SCDOT pursuant to Section
5 22.5; (iii) provide progress reports to Contractor appropriate for the type of Work it is performing
6 sufficient to enable Contractor to provide the reports it is required to furnish SCDOT under this
7 Agreement; and the failure to comply with (i)-(iii) constitutes a Material Breach of its subcontract
8 with Contractor.

9 (i) Include the right of Contractor or SCDOT to terminate the Subcontract in
10 whole or in part upon any Termination for Convenience of this Agreement without liability of
11 Contractor or SCDOT for the Subcontractor's lost profits or business opportunity, except, if
12 applicable, the lost profit under Section 23.2.1(c).

13 (j) Expressly require the Subcontractor to participate in meetings between
14 Contractor and SCDOT, upon SCDOT's request, concerning matters pertaining to such
15 Subcontract or its Work, provided that all direction to such Subcontractor shall be provided by
16 Contractor, and provided further that nothing in this clause (k) shall limit the authority of SCDOT
17 to give such direction or take such action which, in its sole opinion, is necessary to remove an
18 immediate and present threat to the safety of life or property.

19 (k) Include an agreement by the Subcontractor to give evidence in any
20 Dispute Resolution proceeding pursuant to Article 21, if such participation is requested by either
21 SCDOT or Contractor.

22 (l) Expressly include a provision prohibiting cross-contract offset between the
23 parties thereto, meaning that if a Subcontractor is performing work on multiple contracts for the
24 other party to the Subcontract or the other party's Affiliates, the other party or its Affiliate shall
25 not withhold payment from the Subcontractor on its Subcontract because of Disputes or claims
26 on another contract.

27 (m) Expressly include Section 9.1.1;

28 (n) Expressly include in every Subcontract (including purchase orders and in
29 every Subcontract of any Contractor-Related Entity for the Work), provisions to effectuate the
30 DBE requirements and shall require that they be included in all Subcontracts at lower tiers, so
31 that such provisions will be binding upon each Subcontractor. All Subcontracts of any tier,
32 including those with Suppliers and DBE firms, shall include the DBE Special Provisions and
33 require compliance with 49 CFR Part 26. The foregoing shall not apply to Subcontracts at any
34 tier with SCDOT or Governmental Entities.

35 (o) Expressly include in every Subcontract for Construction Work (including
36 purchase orders and in every Subcontract of any Contractor-Related Entity for Construction
37 Work), provisions to effectuate the OJT requirements, and shall require that they be included in
38 all Subcontracts at lower tiers, so that such provisions will be binding upon each such
39 Subcontractor. All Subcontracts for Construction Work of any tier, including those with Suppliers
40 and DBE firms, shall include the DBE Special Provisions, and the OJT Special Provisions
41 and require compliance with the provisions of Form FHWA-1273, 23 USC § 140(a) and 23 CFR
42 §230.111. The foregoing shall not apply to Subcontracts at any tier with SCDOT or
43 Governmental Entities.

1 (p) Expressly require the Subcontractor to make payments to sub-
2 Subcontractors, and be liable for interest payments to sub-Subcontractors, in the same manner
3 as set forth in Section 13.5.1 and Section 13.5.2, respectively.

4 (q) Contain no waiver of the prompt payment protections for the
5 Subcontractor provided under Section 13.5.

6 (r) Expressly provide that all claims and charges of the Subcontractor and its
7 subcontractors at any time shall not attach to any interest of SCDOT in the Project or the Project
8 ROW.

9 (s) Reserved.

10 (t) Be consistent in all other respects with the terms and conditions of the
11 Contract Documents to the extent such terms and conditions are applicable to the scope of Work
12 of such Subcontractors, and include all provisions required by this Agreement.

13 (u) Expressly include a provision to indemnify SCDOT consistent with Article
14 21.1 of the Contract Documents.

15 (v) Expressly adopt by reference SCDOT Standard Specification,
16 Supplemental Specifications, DBE Special Provision, and other relevant Special Provisions as
17 may be necessary for the completion of the Work.

18 **9.4.5** Contractor shall not amend any Subcontract with respect to any of the
19 foregoing matters without the prior consent of SCDOT.

20 **9.4.6** Contractor shall not enter into any Subcontracts with any Person then debarred
21 or suspended from submitting bids by any agency of the State.

22 **9.5 Additional Requirements for Independent Quality Firm Subcontract(s)**

23 **9.5.1** Contractor shall directly subcontract all Independent Quality Firm (“IQF”)
24 services to one or more IQF Subcontractors.

25 **9.5.2** At no time during the Term shall any IQF Subcontractor be an Affiliate of
26 Contractor, unless so authorized in writing by SCDOT.

27 **9.5.3** Contractor shall not terminate any Subcontract with an IQF Subcontractor or
28 permit or suffer any substitution or replacement of any IQF Subcontractor, unless so authorized
29 in writing by SCDOT.

30 **9.6 Responsibility for Contractor-Related Entities**

31 Contractor shall supervise and be responsible for the acts, omissions, negligence,
32 intentional misconduct, or breach of applicable Law, contract or Governmental Approval by any
33 Contractor-Related Entity, as though Contractor directly employed all such Persons.

34 **9.7 Key Personnel**

35 **9.7.1 Availability of Key Personnel**

36 9.7.1.1 Contractor acknowledges and agrees that SCDOT’s award of this
37 Agreement to Contractor was based, in large part, on the qualifications and experience of the

1 Key Personnel and Contractor's commitment that such Key Personnel are available to undertake
2 and perform the Work.

3 9.7.1.2 Except as provided in [Section 9.7.4.1](#), (a) Contractor represents,
4 warrants and covenants that all Key Personnel are available for and will perform the roles
5 identified for them in the Proposal, and (b) Contractor shall not replace or permit replacement of
6 any individual filling a Key Personnel position without SCDOT's prior written approval.

7 9.7.1.3 Contractor shall cause the individuals filling Key Personnel
8 positions to maintain active involvement in the prosecution and performance of the Work
9 sufficient for satisfactory performance of the tasks to be performed by such Key Personnel.

10 9.7.1.4 Contractor shall provide phone, e-mail addresses and mobile
11 telephone numbers for all Key Personnel. SCDOT requires the ability to contact all Key
12 Personnel 24 hours per day, seven days per week.

13 9.7.2 Liquidated Damages for Unavailability of Key Personnel

14 9.7.2.1 Contractor and SCDOT agree the Work and the Project will suffer
15 significant and substantial Losses due to the unavailability of that individual if an individual filling
16 a Key Personnel position is not available to perform the role identified for that individual in the
17 Proposal or does not maintain active involvement in the prosecution and performance of the
18 Work.

19 9.7.2.2 Contractor also acknowledges it is impossible to determine the
20 actual Losses that would accrue to SCDOT in the event of such unavailability of Key Personnel.
21 Accordingly, and subject to [9.7.3.1](#), if at any time an individual filling a Key Personnel position is
22 not available to perform the role identified for that individual in the Proposal, or not actively
23 involved in the prosecution and performance of the Work (regardless of whether the individual is
24 replaced by another individual approved by SCDOT), Contractor shall pay a "Key Personnel
25 Change Fee" as SCDOT Liquidated Damages in the stipulated amount set forth in ~~this~~ Exhibit 5-
26 2.

27 9.7.2.3 Contractor stipulates that the amounts listed in Exhibit 5-2 are
28 intended as a predetermined and reasonable measure of compensation for actual damages that
29 might be sustained by reason of its nonperformance in regards the availability of Key Personnel.
30 Contractor further understands and agrees that any Liquidated Damages payable under Exhibit
31 5-2 are not a penalty and that such sums are reasonable under the circumstances existing as of
32 the Effective Date.

33 9.7.2.4 Contractor also acknowledges the availability and participation of
34 its Key Personnel was an essential and material requirement of the RFQ and of the Contract
35 Documents, and that SCDOT relied upon these representations by Contractor in scoring the
36 various Proposals.

37 9.7.2.5 SCDOT will have the right to deduct Liquidated Damages owing
38 from Contractor to SCDOT under Exhibit 5-2 from amounts owing from SCDOT to Contractor
39 under the Agreement, ~~or to collect such Liquidated Damages from any letter of credit, bond or~~
40 ~~Guaranty furnished under this Agreement.~~

41 9.7.3 Limitations on Liquidated Damages for Unavailability of Key Personnel

42 9.7.3.1 Contractor shall not be liable for Liquidated Damages under
43 Exhibit 5-2 under the following conditions:

1 (a) Contractor removes or replaces an individual filling a Key Personnel
2 position at SCDOT's direction;

3 (b) An individual filling a Key Personnel position is unavailable because of
4 death, retirement, injury or termination of employment with the applicable Contractor-Related
5 Entity (except where the individual moves to an affiliated company); provided, however, that in
6 each such case, Contractor shall promptly propose to SCDOT a replacement individual for the
7 Key Personnel position, which individual shall be subject to SCDOT's approval; or

8 (c) An individual filling a Key Personnel position is unavailable because of
9 SCDOT's failure to issue NTP 1 within 210 days of the Proposal Due Date for a reason other
10 than the acts, omissions, negligence, intentional misconduct, or breach of applicable Law,
11 contract or Governmental Approval of any Contractor-Related Entity.

12 9.7.3.2 If SCDOT does not issue NTP 1 within 180 days after the Proposal
13 Due Date, through no act, omission, negligence, intentional misconduct, or breach of applicable
14 Law, contract or Governmental Approval of any Contractor-Related Entity, then Contractor shall
15 have 30 days after issuance of NTP 1 to identify replacements (if any) in Key Personnel without
16 incurring Liquidated Damages under Exhibit 5-2. Upon SCDOT's approval of the replacement
17 individual(s), such individual(s) shall be considered Key Personnel under this Agreement,
18 including for purposes of Exhibit 5-2 relative to Liquidated Damages.

19 **9.7.4 Failure to Timely Replace Key Personnel**

20 SCDOT may withhold a percentage of progress payments or Monthly Disbursements (as
21 applicable) owing to Contractor if Contractor does not fill vacated Key Personnel positions within
22 certain deadlines after the positions are vacated, regardless of why vacated, as specified in
23 Section 9.7.4.1 and Section 9.7.4.2.

24 9.7.4.1 SCDOT may shall withhold 3% of progress payments owing to
25 Contractor if at any time the position of Project Manager, Construction Manager, Lead Design
26 Engineer or Independent Quality Manager is vacated and remains unfilled for:

27 (a) 120 days after the position is vacated because of the individual's death,
28 retirement, injury or termination of employment by the applicable Contractor-Related Entity
29 (except where the individual moves to an affiliated company); or

30 (b) 60 days after the position is vacated for any other reason (including where
31 the individual moves to an affiliated company).

32 9.7.4.2 SCDOT may withhold 2% of progress payments or Monthly
33 Disbursements owing to Contractor if at any time any Key Personnel position not listed in Section
34 9.7.4.1 is vacated and remains unfilled for:

35 (a) 60 days after the position is vacated because of the individual's death,
36 retirement, injury or termination of employment by the applicable Contractor-Related Entity
37 (except where the individual moves to an affiliated company); or

38 (b) 30 days after the position is vacated for any other reason (including where
39 the individual moves to an affiliated company).

40 9.7.4.3 SCDOT's right to withhold progress payments or Monthly
41 Disbursements under Section 9.7.4.1 and Section 9.7.4.2 will end when the Key Personnel
42 position is filled with an SCDOT-approved replacement. Contractor may include such withheld

1 amounts in the next month's Pay Request after Contractor fills the position with an SCDOT-
2 approved replacement.

3 **9.8 Subcontracts with Affiliates**

4 **9.8.1** Contractor shall have the right to have Work and services performed by
5 Affiliates only under the following terms and conditions (in addition to all other general
6 requirements for Subcontracts set forth in this Agreement):

7 (a) Contractor shall execute a written Subcontract with the Affiliate;

8 (b) The Subcontract shall comply with all applicable provisions of this Section
9 9, be consistent with Good Industry Practice, and be in form and substance substantially similar
10 to Subcontracts then being used by Contractor or Affiliates for similar Work or services with
11 unaffiliated Subcontractors;

12 (c) The Subcontract shall set forth the scope of Work and services and all the
13 pricing, terms and conditions respecting the scope of Work and services;

14 (d) The pricing, scheduling and other terms and conditions of the Subcontract
15 shall be no less favorable to Contractor than those that Contractor could reasonably obtain in an
16 arms' length, competitive transaction with an unaffiliated Subcontractor. Contractor shall bear
17 the burden of proving that the same are no less favorable to Contractor;

18 (e) No Affiliate shall be engaged to perform any Work or services which any
19 Contract Documents or the Project Management Plan or any component part, plan or other
20 documentation thereunder indicates are to be performed by an independent or unaffiliated party
21 (such as IQF services). No Affiliate shall be engaged to perform any Work or services which
22 would be inconsistent with Good Industry Practice; and

23 (f) Contractor warrants and guarantees all Work or services performed by
24 Affiliate; and

25 (g) Affiliate shall name SCDOT as an additional **named primary** insured **on a**
26 **primary and non-contributory basis** to all insurance policies purchased pursuant to Article 11.

27 **9.8.2** Before entering into a written Subcontract with an Affiliate or any supplement
28 or amendment thereto, Contractor shall submit a true and complete copy of the proposed
29 Subcontract to SCDOT for review and comment. SCDOT will have 30 days after receipt to deliver
30 its comments to Contractor.

31 **9.8.3** Contractor shall make no payments to Affiliates for Work or services in advance
32 of provision of such Work or services, except for reasonable mobilization payments or other
33 payments consistent with arm's length, competitive transactions of similar scope.

34 **9.9 Labor Standards**

35 **9.9.1** In the performance of its obligations under the Contract Documents, Contractor
36 at all times shall comply, and require by Subcontract that all Subcontractors and Suppliers comply,
37 with all applicable federal and State labor, occupational safety and health standards, rules,
38 regulations and federal and State orders.

39 **9.9.2** All individuals performing Work shall have the skill and experience and any
40 licenses required to perform the Work assigned to them.

1 **9.9.3** If any individual employed by Contractor or any Subcontractor is not performing
2 the Work in a proper, safe and skillful manner, then Contractor shall, or shall cause such
3 Subcontractor to, remove such individual and such individual shall not be re-employed on the
4 Work. If, after Notice and reasonable opportunity to cure, such individual is not removed or if
5 Contractor fails to ensure that skilled and experienced personnel are furnished for the proper
6 performance of the Work, then SCDOT may suspend the affected portion of the Work by delivery
7 of Notice of such suspension to Contractor. Such suspension shall be considered a suspension
8 for cause and shall in no way relieve Contractor of any obligation contained in the Contract
9 Documents or entitle Contractor to any additional compensation or Completion Deadline
10 adjustment hereunder.

11 **9.10 Ethical Standards**

12 **9.10.1** Within 90 days after the Effective Date, Contractor shall adopt written policies
13 establishing ethical standards of conduct applicable to all Contractor-Related Entities, including
14 Contractor's supervisory and management personnel, in dealing with: (a) SCDOT and the CEI
15 Consultant; and (b) employment relations. Such policy shall be subject to review and comment
16 by SCDOT prior to adoption. Such policy shall include standards of ethical conduct concerning
17 the following:

18 (a) Restrictions on gifts and contributions to, and lobbying of, SCDOT, the
19 South Carolina State Transportation Board, all SCDOT consultants and any of their respective
20 commissioners, directors, officers and employees consistent with S.C. Code Ann. § 8-13-10, et.
21 seq., S.C. Code Ann. § 57-1-40; and SCDOT Departmental Directives 6 and 45 (and all
22 amendments or revisions thereto);

23 (b) Protection of employees from unethical practices in selection, use, hiring,
24 compensation or other terms and conditions of employment, or in firing, promotion and
25 termination of employees;

26 (c) Protection of employees from retaliatory actions (including discharge,
27 demotion, suspension, threat, harassment, pay reduction or other discrimination in the terms and
28 conditions of employment) in response to reporting of illegal (including the making of a false
29 claim), unethical or unsafe actions or failures to act by any Contractor-Related Entity;

30 (d) Restrictions on directors, members, officers or supervisory or
31 management personnel of any Contractor-Related Entity engaging in any transaction or activity,
32 including receiving or offering a financial incentive, benefit, loan or other financial interest, that
33 is, or to a reasonable Person appears to be, in conflict with or incompatible with the proper
34 discharge of duties or independence of judgment or action in the performance of duties, or
35 adverse to the interests of the Project or employees;

36 (e) Restrictions on use of office or job position for a purpose that is, or would
37 to a reasonable Person appear to be, primarily for the private benefit of a director, member,
38 officer or supervisory or management person, rather than primarily for the benefit of Contractor
39 or the Project, or primarily to achieve a private gain or an exemption from duty or responsibility
40 for a director, member, officer or supervisory or management person; and

41 (f) Restrictions on directors, members, officers or employees of any
42 Contractor-Related Entity performing any of the Work if the performance of such services would
43 be prohibited under SCDOT's published conflict of interest rules and policies applicable to the
44 Project or would be prohibited under applicable Laws.

1 **9.10.2** Contractor shall cause its directors, members, officers and supervisory and
2 management personnel, and include contract provisions requiring those of all other Contractor-
3 Related Entities, to adhere to and enforce the adopted policy on ethical standards of conduct.
4 Contractor shall establish reasonable systems and procedures to promote and monitor
5 compliance with the policy.

6 **9.11 Prevailing Wages**

7 **9.11.1** Contractor shall pay or cause to be paid to all applicable workers employed by
8 it or its Subcontractors to perform the Work not less than the prevailing rates of wages, as
9 provided in the statutes and regulations applicable to public work contracts, including the Davis-
10 Bacon Act, and as provided in Section 1000 of the Technical Provisions (“prevailing wages”).
11 Contractor shall comply and cause its Subcontractors to comply with all Laws pertaining to
12 prevailing wages. For the purpose of applying such Laws, the Project shall be treated as a public
13 work paid for in whole or in part with public funds (regardless of whether public funds are used to
14 pay for the Project). The foregoing shall not apply to Subcontracts at any tier with SCDOT or
15 Governmental Entities.

16 **9.11.2** It is Contractor’s sole responsibility to determine the wage rates required to be
17 paid. In the event rates of wages and benefits change while this Agreement is in effect, Contractor
18 shall bear the cost of such changes and shall have no Claim against SCDOT on account of such
19 changes. Without limiting the foregoing, no Claim will be allowed which is based upon
20 Contractor’s lack of knowledge or a misunderstanding of any such requirements or Contractor’s
21 failure to include in the Contract Price adequate increases in such wages over the duration of this
22 Agreement.

23 **9.11.3** Contractor shall comply and cause its Subcontractors to comply with all Laws
24 regarding notice and posting of intent to pay prevailing wages, of prevailing wage requirements
25 and of prevailing wage rates.

26 **9.12 Uniforms**

27 Any uniforms, badges, logos and other identification worn by personnel of Contractor-
28 Related Entities shall bear colors, lettering, design or other features to assure clear differentiation
29 from those of the employees, consultants, agents of SCDOT and SCDOT’s sub-consultants.

Article 10.
PERFORMANCE AND PAYMENT BONDS; GUARANTEES

10.1 Provision of Bonds

Contractor has provided or shall provide to SCDOT both performance and payment bonds securing Contractor's obligations prior to Final Completion and thereafter during the Warranty Term, and Contractor shall maintain such bonds in full force and effect as described in this [Section 10.1](#).

These bonds shall be in accordance with the requirements of S.C. Code Ann. §57-5-1660, (1976 as amended) and S.C. Code Ann. §29-6-250 (2000). An "Eligible Surety" is defined as a surety company licensed for surety authority within the State of South Carolina by the Chief Insurance Commissioner of the South Carolina Department of Insurance with an "A" minimum rating of performance as provided in the most current publication of "A.M. Best Key Rating Guide, Property Liability" and is listed on the current U.S. Department of the Treasury Bureau of Fiscal Service list of approved bonding companies (found here: <https://www.fiscal.treasury.gov/surety-bonds/list-certified-companies.html>) as approved for an amount equal to or greater than the amount for which it obligates itself in the Bond. If surety qualifies by virtue of its Best's listing, the amount of the Bond may not exceed ten percent of policyholders' surplus as shown in the latest A.M. Best's Key Rating Guide and signed by the surety's agency or attorney-in-fact.

Contractor shall use the Performance and Payment Bond Forms (Surety Bond Forms) provided in Exhibit 6-1 (Form of Performance and Indemnity Bond) and Exhibit 6-2 (Form of Payment Bond) of this Agreement which may be downloaded from the SCDOT Design-Build website under the SCDOT Design-Build "Standard Forms" page.

10.1.1 Performance Bond

10.1.1.1 On (or before) the Effective Date, Contractor delivered or shall deliver to SCDOT the Performance Bond from an Eligible Surety or sureties in the amount of the Contract Price.

10.1.1.2 SCDOT will provide a release of the Performance Bond provided that (and upon such date thereafter that) all of the following have occurred:

(a) Final Completion has occurred (no release or reduction in bond amounts is warranted by Contractor obtaining a Certificate of Partial Acceptance at any time during the Project);

(b) there exists no Contractor Default;

(c) no event has occurred that with the giving of Notice or passage of time, or both, would constitute a Contractor Default; and

(d) Contractor has delivered to SCDOT a Warranty Bond bonding performance of Contractor's Warranty obligations. The Warranty Bond must be (i) in form and substance acceptable to SCDOT, (ii) in the face amount of \$10,000,000.00 and (iii) issued by a Surety meeting the requirements set forth in Section 10.1.3. The Warranty Bond shall remain in effect for the duration of the Warranty Term and thereafter until satisfaction of any amount due SCDOT as set forth in Section 12.1.3 and the end of any Warranty Term for re-done Work as set forth in Section 12.2.

1 **10.1.2 Payment Bond**

2 10.1.2.1 On or before the Effective Date, Contractor delivered or shall
3 deliver to SCDOT the Payment Bond from an Eligible Surety or sureties in the amount of the
4 Contract Price.

5 10.1.2.2 SCDOT will provide a release of the Payment Bond upon:

6 (a) Receipt of (i) evidence satisfactory to SCDOT that all Persons eligible to
7 file a claim against the Payment Bond have been fully paid, and (ii) unconditional releases of
8 claims and stop Notices from all Subcontractors who filed preliminary Notices of a claims against
9 the Payment Bond (or evidence satisfactory to SCDOT that any such claims and stop Notices
10 have been separately bonded around); and

11 (b) Expiration of the statutory period for Subcontractors to file a claim against
12 the Payment Bond, if no claims have been filed.

13 **10.1.3** Each Performance Bond and Payment Bond required hereunder, and any
14 Warranty Bond, shall be issued by a Surety that is: (a) licensed and authorized to do business in
15 the State; (b) listed on the “Department of the Treasury’s Listing of Approved Surety’s
16 (Department Circular 570)” (found at www.fiscal.treasury.gov/fsreports/ref/suretybnd/c570.htm);
17 and (c) rated “A” or higher by at least two nationally-recognized rating agencies (Fitch Ratings,
18 Moody’s Investor Service and Standard & Poor’s) or rated at least A minus (“A-”) or better and
19 Class VIII or better according to A.M. Best and Company’s Financial Strength Rating and
20 Financial Size Category, or as otherwise approved by SCDOT in its discretion. If any bond
21 previously provided becomes ineffective, or if the Surety that provided the bond no longer meets
22 the foregoing requirements, Contractor shall provide a replacement bond in the same form and,
23 if applicable, with the same multiple obligee rider, issued by a Surety meeting the foregoing
24 requirements, or other assurance satisfactory to SCDOT in its discretion.

25 **10.1.4** If the Contract Price is increased in connection with a Change Order, SCDOT
26 may, in its discretion, require a corresponding and proportionate increase in the amount of each
27 Performance Bond and Payment Bond, or alternative security.

28 **10.2 No Relief of Liability**

29 Notwithstanding any other provision set forth in the Contract Documents, performance by
30 a Surety ~~or Guarantor~~ of any of the obligations of Contractor that meets the requirements of the
31 Agreement shall not relieve Contractor of any of its other obligations hereunder, including the
32 payment of Liquidated Damages.

33 **10.3 Guaranty**

34 ~~**10.3.1** _____ are the Guarantors guaranteeing~~
35 ~~Contractor’s obligations under the Contract Documents as set forth in Section 10.3.2 as of the~~
36 ~~Effective Date and have provided a guaranty in accordance with the form attached as Exhibit 11.~~

37 ~~**10.3.2** If Contractor is required to provide a Guaranty, guaranteeing its obligations~~
38 ~~under the Contract Documents, then the Guaranty shall be in the form set forth in Exhibit 11 and~~
39 ~~shall guarantee Contractor’s obligations with respect to the D&C Work under the Contract~~
40 ~~Documents.~~

1 ~~**10.3.3** — Contractor shall report to SCDOT, on a quarterly basis during the Term, the~~
2 ~~Tangible Net Worth of Contractor and each Guarantor. The report shall state the Tangible Net~~
3 ~~Worth and be certified as true and complete by the chief financial officer of the entity reporting.~~
4 ~~The entity may mark the report “confidential.”~~

5 ~~**10.3.4** — If at any time during the course of this Agreement the total combined Tangible~~
6 ~~Net Worth of Contractor and the Guarantors, is less than \$200,000,000.00, Contractor shall~~
7 ~~provide one or more guarantees so that the combined Tangible Net Worth of Contractor and the~~
8 ~~applicable Guarantors is at least \$200,000,000.00.~~

9 ~~**10.3.5** — If this Agreement is executed by a Contractor that is a joint venture and each~~
10 ~~joint venture member has agreed to be held jointly and severally liable for any and all of the duties~~
11 ~~and obligations of Contractor under the Contract Documents, then the Tangible Net Worth of each~~
12 ~~joint venture member will be counted toward the Tangible Net Worth requirement.~~

13 ~~**10.3.6** — Each Guaranty shall be in the applicable form attached as Exhibit 11 together~~
14 ~~with appropriate evidence of authorization, execution, delivery and validity thereof, and shall~~
15 ~~guarantee the Guaranteed Obligations. SCDOT may require opinions from the Guarantor’s legal~~
16 ~~counsel, in form and substance acceptable to SCDOT, on due authorization, execution, delivery,~~
17 ~~validity and enforceability of the Guaranty.~~

18 ~~**10.3.7** — Contractor may replace an existing Guaranty with a new Guaranty upon prior~~
19 ~~approval by SCDOT. Any new Guaranty shall be provided in the applicable form attached as~~
20 ~~Exhibit 11 together with appropriate evidence of authorization, execution, delivery and validity~~
21 ~~thereof, and with legal opinions as required by SCDOT, and shall guarantee the Guaranteed~~
22 ~~Obligations. The Guaranty being replaced shall remain in effect until the approved replacement~~
23 ~~Guaranty becomes effective.~~

1 **Article 11.**
2 **INSURANCE; CLAIMS AGAINST THIRD PARTIES**

3 Contractor shall procure and keep in effect, or cause to be procured and kept in effect, the
4 insurance policies in accordance with the requirements in this Article 11 and Exhibit 7.

5 **11.1 General Insurance Requirements**

6 **11.1.1 SCDOT as Additional Insured**

7 Every insurance policy (except professional liability and workers compensation) required
8 for this Project shall name SCDOT as an additional ~~named~~ insured on a primary and non-
9 contributory basis unless otherwise noted herein or in Exhibit 7.

10 **11.1.2 Qualified Insurers**

11 Each of the insurance policies required herein from insurance companies that maintain an
12 A.M. Best rating of not less than A-VII with coverage forms acceptable to SCDOT. The insurance
13 described below shall be maintained uninterrupted for the Termduration of the ContractProject,
14 including Warranty Termsperiods (except for Builder's Risk in regards to the Warranty
15 Termperiod) and as otherwise specified below, and shall protect Contractor from claims that may
16 arise out of or result from Contractor's operations under the Contract, whether such operations
17 be performed by Contractor or by any Subcontractor or by anyone directly or indirectly employed
18 by any of them or by anyone for whose acts any of them may be liable.;

19 (a) Claims under workers' or workmen's compensation, disability benefit and
20 other similar employee benefit acts;

21 (b) Claims for damages because of bodily injury, occupational sickness or
22 disease, or death of Contractor's employees;

23 (c) Claims for damages because of bodily injury, sickness or disease, or
24 death of any person other than Contractor's employees;

25 (d) Claims for damages insured by usual personal injury liability coverage
26 which are sustained (i) by any person as a result of an offense directly or indirectly related to the
27 employment of such person by Contractor, or (ii) by any other person;

28 (e) Claims for damages, other than to the work itself, because of injury to or
29 destruction of tangible property, including loss of use resulting therefrom;

30 (f) Claims for damages because of bodily injury or death of any person or
31 property damage arising out of the ownership, maintenance, or use of any motor vehicle;

32 (g) Claims involving contractual liability insurance applicable to the
33 Contractor's obligations under the indemnity provisions of this contract; and

34 (h) Claims involving professional liability.

35 No release or reduction in insurance coverage is warranted by Contractor obtaining a
36 Certificate of Partial Acceptance from SCDOT at any time during the Project.

37 **11.1.3 Premiums and Deductibles**

1 Contractor shall timely pay, or cause to be paid, the premiums for all insurance required
2 under this Agreement. Subject to [Section 11.3](#), [Article 14](#), and [Article 15](#), Contractor shall be
3 responsible for and SCDOT will have no liability for any deductibles and Loss amounts in excess
4 of the coverage provided.

5 Any deductible shall be shown on any evidence of insurance provided to SCDOT.

6 **11.1.4 Reserved**

7 **11.1.5 Primary Coverage**

8 Each insurance policy shall provide that the coverage is primary and noncontributory
9 coverage with respect to any other insurance available to SCDOT and the other Indemnified
10 Parties, except for coverage that by its nature cannot be written as primary or such primary
11 coverage is unavailable such as professional liability and workers compensation insurance. For
12 each property policy, such policy shall provide that the coverage thereof is primary and
13 noncontributory with respect to all insureds as their interest may appear. Any insurance beyond
14 that specified in this Agreement that is maintained by an insured or any such additional insured
15 shall be excess of such insurance and shall not contribute with it.

16 **11.1.6 Project-Specific Insurance**

17 Except as expressly provided otherwise in [Exhibit 7](#), all insurance policies required
18 hereunder shall be purchased specifically and exclusively for the Project—excepting automobile
19 liability, and workers compensation, and professional liability insurance—and extend to all
20 aspects of the Work, with coverage limits devoted solely to the Project. Insurance coverages
21 under corporate insurance programs with dedicated Project-specific limits and identified allocation
22 of premiums to the Project are acceptable, provided that they otherwise meet all requirements
23 described in this [Section 11.1](#) and [Exhibit 127](#).

24 **11.1.7 Verification of Coverage**

25 11.1.7.1 At each time Contractor is required to initially obtain or cause to be
26 obtained each insurance policy, in no case later than commencement of the applicable Work,
27 and thereafter not later than 15 days prior to the expiration date of each insurance policy,
28 Contractor shall deliver to SCDOT a certificate of insurance evidencing the required insurance
29 coverages. Each required certificate must meet the requirements of SCDOT and, to the extent
30 permitted under applicable Laws, state the identity of all carriers, named insureds and additional
31 insureds required under the Contract Documents, state the type and limits of coverage,
32 deductibles and cancellation provisions of the policy, include as attachments all additional
33 insured and waiver of subrogation endorsements required under the Contract Documents, and
34 be signed by an authorized Representative of the insurance company shown on the certificate
35 or its agent or broker.

36 11.1.7.2 Each required certificate of insurance evidencing coverage must
37 be signed by an authorized Representative or agent of the insurance company. Contractor shall
38 include a signed letter affirming to SCDOT all insurances represented in the certificate of
39 insurance fully comply with all provisions of this [Article 11](#) and [Exhibit 7](#). Contractor shall
40 maintain such evidence until the fifth anniversary of the expiration of the last Warranty Term, at
41 which time Contractor shall forward to SCDOT all collected evidence of insurance relating to the
42 Project, or copies thereof.

1 11.1.7.3 Within 45 days of Contract award, Contractor shall deliver to
2 SCDOT: (i) a complete certified copy of each such insurance policy or modification, or renewal
3 or replacement insurance policy and all endorsements thereto and (ii) satisfactory evidence of
4 payment of the premium.

5 11.1.7.4 SCDOT may also require that Contractor deliver on behalf of its
6 Subcontractors (or cause its Subcontractors that are obligated to place insurance coverages
7 under the Contract Documents to deliver) certificates of insurance meeting the requirements
8 listed in Section 11.1.7.1 and Exhibit 7. Contractor shall also permit, and cause each such
9 Subcontractor to permit, SCDOT to inspect any insurance policies that have not been delivered
10 to SCDOT.

11 11.1.7.5 If Contractor has not provided (or caused to be provided to)
12 SCDOT with the foregoing proof of coverage and payment within five days after SCDOT delivers
13 to Contractor written request therefor or Notice of a Contractor Default under Section 18.1.1 and
14 demand for the foregoing proof of coverage, SCDOT may, in addition to any other available
15 remedy, without obligation or liability and without further inquiry as to whether such insurance is
16 actually in force: (a) obtain such an insurance policy; and Contractor shall reimburse SCDOT for
17 the cost thereof upon demand, to include an administrative charge equal to 10% of the cost, and
18 (b) suspend all or any portion of Work for cause and close the Project until SCDOT receives from
19 Contractor such proofs of coverage in compliance with this Section 11.1 (or until SCDOT obtains
20 an insurance policy, if it elects to do so).

21 **11.1.8 Review of Coverage**

22 SCDOT may review the coverage, form, and amount of insurance required under Exhibit
23 7 at any time, and may require Contractor to make changes in such insurance reasonably
24 sufficient in coverage, form, and amount to provide adequate protection against the kind and
25 extent of risk that exists at that time. SCDOT may change the insurance coverages, terms and
26 limits required under Exhibit 7 by Notice to Contractor, whereupon Contractor shall, within 60 days
27 after dispatch of such Notice date, procure the additional or modified insurance. Upon such
28 change, any additional cost from such change shall be paid by SCDOT and any reduction in cost
29 shall reduce the Contract Price pursuant to a Change Order.

30 **11.1.9 Subcontractor Insurance Requirements**

31 11.1.9.1 Contractor shall cause each Subcontractor to provide insurance
32 that complies with the requirements for Contractor-provided insurance in Exhibit 7 in
33 circumstances where Subcontractor acts or omissions are not covered by Contractor-provided
34 insurance, including but not limited to automobile liability and any off-site work.

35 11.1.9.2 Except as otherwise specified in Exhibit 7, Contractor has the
36 responsibility for determining the limits of coverage required to be obtained by Subcontractors,
37 which determination shall be made in accordance with reasonable and prudent business
38 practices.

39 11.1.9.3 Contractor shall cause each such Subcontractor to include
40 SCDOT, the State of South Carolina and their elected or appointed officers, officials, employees,
41 volunteers and agents as additional insureds on a primary and non-contributory basis under such
42 Subcontractor's general liability, automobile liability, and excess liability insurance policies.

43 11.1.9.4 Each Subcontractor shall provide that SCDOT and Contractor may
44 each contact the Subcontractors directly in order to verify the above coverage. Contractor's

1 determination of such insurance shall not be interpreted as relieving Contractor or its insurer of
2 any liability otherwise imposed on Contractor or its insurers under this the Contract Documents.

3 11.1.9.5 If any Subcontractor fails to procure and keep in effect the
4 insurance required of it under Exhibit 7 and SCDOT asserts the same as a Contractor Default
5 hereunder, Contractor may, within the applicable cure period, cure such Contractor Default by:
6 (i) causing such Subcontractor to obtain the requisite insurance and providing to SCDOT proof
7 of insurance; (ii) procuring the requisite insurance for such Subcontractor and providing to
8 SCDOT proof of insurance; or (iii) terminating the Subcontractor and removing its personnel from
9 the Site.

10 **11.1.10 Policies with Insureds in Addition to Contractor**

11 All insurance policies that are required to insure Persons (whether as named or additional
12 insureds) in addition to Contractor shall be endorsed to comply with the following provisions:

13 (a) The insurance shall apply separately to each named insured and
14 additional insured against which a claim is made or suit is brought, except with respect to the
15 limits of the insurer's liability.

16 (b) All endorsements adding SCDOT as an additional insured on a primary
17 and non-contributory basis as required by the Contract Documents to the required insurance
18 policies shall contain no limitations, conditions, restrictions or exceptions to coverage in addition
19 to those that apply under the insurance policy generally, and shall state that the interests and
20 protections of each such additional insured shall not be affected by any misrepresentation, act
21 or omission of a named insured or any breach by a named insured of any provision in the policy
22 that would otherwise result in forfeiture or reduction of coverage.

23 (c) Otherwise, the insured status for insureds under any insurance policy shall
24 be as specified in Exhibit 7.

25 **11.1.11 Additional Insurance Terms and Conditions**

26 11.1.11.1 Each insurance policy shall be endorsed to state that coverage
27 cannot be canceled, voided, suspended, adversely modified, non-renewed, or reduced in
28 coverage or in limits by the insurance company except after 30 days' prior Notice (or ten days in
29 the case of cancellation for non-payment of premium) by registered or certified mail, return
30 receipt requested, has been given to, at a minimum, SCDOT and Contractor; provided, however,
31 that (a) no such Notice from the insurer shall be required for reduction in limits due to claims
32 payments, and (b) Contractor may obtain as comparable an endorsement as possible if it
33 establishes unavailability of this endorsement as set forth in Section 11.1.15. Such endorsement
34 shall not include any limitation of liability of the insurer for failure to provide such Notice.

35 11.1.11.2 Each insurance policy shall provide coverage on an "occurrence"
36 basis and not a "claims made" basis (with the exception of professional liability), and, if required,
37 pollution liability).

38 11.1.11.3 Contractor shall promptly secure alternative coverage that
39 complies with the insurance requirements in Exhibit 7 to avoid any lapse in insurance coverage
40 if an insurer providing any of the insurance policies required under this Exhibit 7 becomes the
41 subject of bankruptcy proceedings, becomes insolvent, or is the subject of an order or directive
42 given by any Governmental Entity, including the State, limiting the insurer's business activities.

43 **11.1.12 Waivers of Subrogation**

1 Contractor waives all rights against the Indemnified Parties, for any claims, including third-
2 party claims, to the extent covered by insurance obtained pursuant to this [Article 11](#), except such
3 rights as the Parties may have to the proceeds of such insurance. For the avoidance of doubt,
4 such mutual waivers shall not apply to claims denied by the insurer, or otherwise not covered by
5 insurance obtained pursuant to this [Section 11.1.12](#). Contractor shall require all Subcontractors
6 to provide similar waivers in writing each in favor of all other Persons enumerated above. Subject
7 to [Section 11.1.15](#), each policy, including workers' compensation if permitted under the applicable
8 worker's compensation insurance Laws, shall include a waiver of any right of subrogation against
9 the Indemnified Parties or the insurer's consent to the insured's waiver of recovery in advance of
10 Loss (or "before Loss").

11 **11.1.13 No Recourse**

12 There shall be no recourse against SCDOT for payment of premiums, deductibles or other
13 amounts with respect to the insurance required to be provided by Contractor hereunder, except
14 to the extent of SCDOT's obligation to pay the Contract Price or to the extent such costs are
15 recoverable under [Section 11.1.5](#), [Article 14](#), or [Article 15](#). The Contractor accepts the
16 responsibility to provide the liability insurance policies and endorsements as specified in this
17 Article 11 and Exhibit 7. Failure of SCDOT to identify a deficiency in the Certificate of Insurance
18 submitted by the Contractor's insurance agent as evidence of the specified insurance or to request
19 other evidence of full compliance with the liability insurance specified shall not be construed as a
20 waiver of the Contractor's obligation to provide and maintain the required insurance for the
21 duration of the Contract. The Contractor shall assess its own risks and if it deems appropriate
22 and/or prudent, maintain higher limits and/or broader coverages. The Contractor is not relieved
23 of any liability or other obligations assumed or pursuant to the Contract by reason of its failure to
24 obtain or maintain insurance in sufficient amounts, duration, or types.

25 **11.1.14 Support of Indemnifications**

26 The insurance coverage provided, or caused to be provided, hereunder by Contractor is
27 not intended to limit Contractor's indemnification obligations under the Contract Documents.

28 **11.1.15 Inadequacy or Unavailability of Required Coverages**

29 11.1.15.1 SCDOT makes no representation that the limits of liability specified
30 for any insurance policy to be carried pursuant to this Agreement or approved variances
31 therefrom are adequate to protect Contractor against its undertakings under the Contract
32 Documents, to SCDOT, or any other Person. No such limits of liability or approved variances
33 therefrom shall preclude SCDOT from taking any actions as are available to it under the Contract
34 Documents or otherwise at Law. Nothing contained within this Agreement prohibits or prevents
35 Contractor or Subcontractors from obtaining additional insurance coverage at their own expense.
36 Any additional insurance obtained which covers any risk associated with the Project shall name
37 SCDOT as an additional insured on a primary, non-contributory basis as appropriate.

38 11.1.15.2 If Contractor demonstrates to SCDOT's satisfaction that it has
39 used diligent efforts in the global insurance and reinsurance markets to maintain the insurance
40 coverages Contractor is required to provide hereunder, and if, despite such diligent efforts and
41 through no fault of Contractor, any of such coverages (or any of the required terms of such
42 coverages, including insurance policy limits) become unavailable, or unavailable at commercially
43 reasonable rates, during the Term, SCDOT will consider granting Contractor an interim written
44 variance from such requirements under which Contractor shall obtain and maintain or cause to
45 be obtained and maintained alternative insurance packages and programs that provide risk

1 coverage as comparable to that contemplated in this [Article 11](#) as is commercially reasonable
2 under then-existing insurance market conditions. For purposes of this [Section 11.1.15](#),
3 commercially reasonable rates are rates equal to or less than 200% of the benchmark for the
4 insurance policy at issue as described in [Section 11.1](#). If the required insurance coverage is
5 available in the market, SCDOT's decision to approve or disapprove a variance from the
6 requirements of this [Article 11](#) shall be final and not subject to the Dispute Resolution
7 Procedures. For the avoidance of doubt, no increase in insurance premiums attributable to
8 Claims or loss experience of any Contractor-Related Entity or Affiliate, whether under an
9 insurance policy required by this [Article 11](#) or [Exhibit 7](#) or in connection with any unrelated Work
10 or activity of Contractor-Related Entities or Affiliate, shall be considered in determining whether
11 required insurance is commercially unavailable.

12 11.1.15.3 Contractor shall not be entitled to any extension of the Completion
13 Deadlines resulting from the unavailability of coverage and the requirement to provide acceptable
14 alternatives.

15 11.1.15.4 SCDOT will be entitled to a reduction in the Contract Price if it
16 agrees to accept alternative policies providing less than equivalent coverage with the amount to
17 be determined by extrapolation using the insurance quotes included in the EPDs (or based on
18 other evidence of insurance premiums as of the Proposal Due Date if the EPDs do not provide
19 adequate information).

20 11.1.15.5 Contractor shall not be entitled to any increase in the Contract
21 Price for increased costs resulting from the unavailability of coverage and the requirement to
22 provide reasonably acceptable alternatives.

23 **11.1.16 Defense Costs**

24 No Primary and Project-Specific insurance policy (other than professional liability and
25 pollution liability) shall include a burning, wasting, defending-within-limits, declining, eroding,
26 shrinking or diminishing limits provision. All Primary and Project-Specific insurance policies shall
27 separate costs of defense from all indemnity limits. No defense costs shall be included within or
28 erode the limits of coverage of any of the insurance policies except professional and pollution
29 liability policies.

30 **11.1.17 Contesting Denial of Coverage**

31 If any insurance carrier under an insurance policy denies coverage with respect to any
32 claims reported to such carrier, upon Contractor's request, SCDOT and, to the extent necessary,
33 the other Indemnified Parties shall cooperate in good faith to establish whether and to what extent
34 to contest, and how to fund the cost of contesting, the denial of coverage; provided, however, that
35 if the reported claim is a matter covered by an indemnity in favor of an Indemnified Party, then
36 Contractor shall bear all costs of contesting the denial of coverage.

37 **11.1.18 Umbrella and Excess Policies**

38 Contractor shall have the right to satisfy the requisite insurance coverage amounts for
39 liability insurance through a combination of primary policies and umbrella or excess policies.
40 Umbrella and excess policies shall follow form of underlying policies and shall comply with all
41 insurance requirements, terms and provisions set forth in this Agreement for the applicable type
42 of coverage.

43 **11.1.19 Additional Insurance Policies**

1 If Contractor carries insurance coverage in addition to that required under this Agreement,
2 then Contractor shall include SCDOT and its members, directors, officers, employees, agents and
3 SCDOT Consultants as additional insureds thereunder, if and to the extent they have an insurable
4 interest, unless SCDOT grants an exception in writing. The additional insured endorsements shall
5 be as described in [Section 11.1.10\(c\)](#); and Contractor shall provide to SCDOT the proofs of
6 coverage and copy of the policy described in [Section 11.1.7](#). The provisions of [Section 11.1.7](#),
7 [Section 11.1.10](#), [Section 11.1.12](#), [Section 11.1.13](#), [Section 11.1.17](#), and [Section 11.2](#) shall apply
8 to all such policies of insurance coverage.

9 11.1.20 Special Provisions for Builder's Risk Insurance

10 11.1.20.1 Contractor must purchase Builder's Risk Insurance to insure the
11 Work.

12 11.1.20.2 ~~If~~ Contractor's ~~B~~uilder's ~~R~~isk ~~I~~nsurance ~~must~~:

13 (a) The policy must meet the policy requirements for the builder's risk
14 insurance set forth in [Exhibit 7](#);

15 (b) Contractor shall ensure that SCDOT (a) is named as loss payee under all
16 builder's risk insurance policies as required by this Agreement;

17 (c) The policy must be maintained for the duration of the Project until the
18 Project has reached Substantial Completion

19 ~~(e)(d)~~ Contractor will promptly provide to SCDOT the verifications of coverage
20 described in [Section 11.1.7.3](#);

21 ~~(d)(e)~~ SCDOT will pay directly all required insurance premiums ~~except for~~
22 ~~Builder's Risk insurance~~;

23 ~~(e)(f)~~ SCDOT will receive a credit against the Contract Price equal to the amount
24 ~~of the insurance premium that Contractor would have paid if it placed the builder's risk insurance~~;

25 ~~(g)(f)~~ Contractor will continue to have primary responsibility for prosecution of
26 claims under the builder's risk policy as provided in [Section 11.2](#); and

27 ~~(h)(g)~~ All other provisions of this [Article 11](#) and [Exhibit 7](#) pertaining to the
28 builder's risk insurance shall continue to apply without change.

29 11.2 Prosecution of Claims

30 11.2.1 SCDOT shall submit Claims and tenders of defense and indemnity under
31 applicable insurance policies to Contractor and, if necessary, all relevant insurance companies
32 providing coverage to Contractor. Contractor shall report and process all potential Claims by
33 SCDOT or Contractor against the insurance policies. Contractor agrees to report timely to the
34 insurer(s) under such policies any and all matters that may give rise to an ~~any~~ Claim by Contractor or
35 SCDOT, and to promptly and diligently pursue such Insurance Claims in accordance with the
36 Claims procedures specified in such policies, whether for defense or indemnity or both.
37 Contractor shall enforce all legal rights against the insurer under the applicable insurance policies
38 in order to collect thereon, including pursuing necessary litigation and enforcement of judgments.

39 11.2.2 Contractor shall immediately provide to SCDOT Notice, and thereafter keep
40 SCDOT fully informed, of any incident, occurrence, Claim, or other matter of which Contractor

1 becomes aware that involves or could conceivably involve SCDOT or the State of South Carolina
2 as a defendant. Contractor shall cooperate with SCDOT and the State of South Carolina
3 regarding form of and timely response to Claims.

4 **11.2.3** SCDOT shall provide to Contractor Notice of incidents, potential Claims
5 against SCDOT or the State of South Carolina and matters of which SCDOT is aware and that
6 may give rise to an insurance claim, or to a right of defense and indemnification under Section
7 20.248. Delivery of any such Notice will constitute a tender of defense of the Claim to Contractor
8 and the insurer under any applicable insurance policies, subject to the rights of SCDOT or the
9 State of South Carolina to control their own defense to the extent provided in Section 4820.2 or
10 by Governmental Rules. SCDOT shall cooperate with Contractor as necessary for Contractor to
11 fulfill its duties under this Agreement, including providing Contractor a copy of all written materials
12 SCDOT receives asserting a Claim against SCDOT or the State of South Carolina that is subject
13 to defense by an insurer under an insurance policy or by Contractor under Section 4820.2.

14 **11.3 Risk of Loss or Damage to Project; Use of Insurance Proceeds**

15 **11.3.1** Throughout the Term, Contractor shall rebuild, repair, restore or replace all
16 loss, damage or destruction to the Project, or to materials, equipment, supplies and maintenance
17 equipment purchased for permanent installation in, or for use during construction or maintenance
18 of, the Project, whether within or outside the Project ROW, regardless of who has title thereto
19 under the Contract Documents and regardless of the cause of the loss, damage or destruction;
20 provided, however, that, upon acceptance by a third party, Contractor shall not be responsible for
21 rebuilding, repairing, restoring or replacing Project-related property that will be maintained by such
22 third party, unless such property is damaged due to negligent or willful acts of a Contractor-
23 Related Entity.

24 **11.3.2** ~~Except to the extent there are available insurance proceeds as provided in~~
25 ~~Section 11.3.3 (b) or 11.3.4 (b),~~ Contractor shall bear all costs, including Extra Work Costs and
26 Delay Costs, to repair or replace, and shall not be entitled to any compensation for Delay due to,
27 any loss, damage or destruction caused by a Relief Event or other event (except SCDOT's gross
28 negligence, recklessness or willful misconduct) to:

29 (a) Any tools, machinery, equipment facilities, protective fencing, job trailers,
30 scaffolding or other items of any Contractor-Related Entity used in the performance of the Work
31 but not intended for permanent installation into the Project;

32 (b) Any machinery, equipment, facilities, materials, inventory, supplies and
33 other property of any Contractor-Related Entity outside the Project ROW; or

34 (c) Any machinery, equipment, facilities, materials, inventory, supplies and
35 other property of any Contractor-Related Entity while in transit to the Site.

36 **11.3.3** Contractor's rights, if any, to Completion Deadline adjustment in the event of
37 loss, damage or destruction to the Project shall be limited to situations where the loss, damage
38 or destruction is caused by a Relief Event and shall be subject to the applicable provisions of
39 [Article 14](#).

40 **11.4 Claims against Third Parties**

41 **11.4.1** In connection with Contractor's performance of its obligations under the
42 Contract Documents, including repair of damage to the Project caused by collision (e.g., motor

1 vehicle, aircraft or railroad train), vandalism or other acts of destruction or damage by third parties,
2 Contractor shall have the right, in its reasonable discretion, to lawfully pursue claims against such
3 third parties for damage caused to the Project.

4 **11.4.2** If SCDOT receives payment pursuant to a third-party claim regarding damage
5 to the Project caused by the third party, SCDOT will hold and use such funds in the same manner
6 as provided for holding and using insurance proceeds under [Section 11.3](#).

7 **11.5 SCDOT's Right to Remedy Contractor Breach Regarding Insurance**

8 If Contractor or any Subcontractor fails to provide insurance as required herein, SCDOT
9 may elect to either purchase such insurance or to suspend Contractor's right to proceed with the
10 Work until proper evidence of insurance is provided. SCDOT's costs in respect thereof, at
11 SCDOT's option, shall be deducted from amounts payable to Contractor or reimbursed by
12 Contractor upon demand from SCDOT. Nothing herein shall preclude SCDOT from exercising
13 its rights and remedies under [Article 18](#) as a result of the failure of Contractor or any Subcontractor
14 to satisfy its insurance obligations herein. The suspension of time for failing to purchase insurance
15 shall not be used as a basis for an extension of time.

Article 12.
WARRANTIES

12.1 Warranties

12.1.1 Warranty

12.1.1.1 In addition to any other express warranties provided elsewhere in the Contract Documents, Contractor warrants that:

(a) Fit for use for the purposes, objectives, functions, uses, and requirements set forth in or reasonably The Design Work shall be (i) designed in accordance with Good Industry Practice and in such a manner that the Project is constructible as designed (ii) the Construction Work shall be free of Defects, (iii) all Work shall be free of Deviations, changes, modifications, alterations or exceptions from applicable Technical Provisions that have not been approved, in writing, by SCDOT; and (iv) all Work shall be inferred from the Contract Documents;

(b) All materials and equipment furnished under the Contract Documents shall be (i) of good quality and new when installed; are available to ensure compliance with the requirements of the Contract Documents, under normal conditions and reasonably anticipated abnormal conditions, and (ii) fit for the purposes, objectives, functions, uses, and requirements set forth in or reasonably inferred from the Contract Documents; and

(c) All D&C Work shall otherwise meet all of the requirements of the Contract Documents hereinafter referred to collectively as “the Warranty;”

(d) All implied warranties are in effect and not disclaimed.

12.1.2 Warranty Term

Subject to extension under [Section 12.2](#), the Warranty will commence upon Final Completion and shall remain in effect until three years after Final Completion (“Warranty Term”). SCDOT and Contractor shall conduct a walkthrough of the Project prior to expiration of the Warranty Term and shall produce a Punch List of those items requiring corrective Work.

12.1.3 Warranty Work

Within seven days after Contractor receives Notice from SCDOT specifying a failure of any of the Work to satisfy the Warranties, or of the failure of any Subcontractor representation, warranty, ~~guarantee~~ or obligation pertaining to the Work that Contractor is responsible to enforce, Contractor and SCDOT will mutually agree when and how Contractor shall remedy such failure; provided, however, that in case of an Emergency requiring immediate curative action or a situation which poses a significant safety risk, Contractor shall implement such action as it deems necessary and shall notify SCDOT of the urgency of a decision. Contractor and SCDOT will promptly meet in order to agree on a remedy. If Contractor does not use its best efforts to proceed to effectuate such remedy within the agreed time, or should Contractor and SCDOT fail to reach such an agreement within such seven-day period (or immediately in the case of Emergency conditions), SCDOT may elect to perform or have performed by third parties the necessary remedy, and the costs thereof shall be borne by Contractor. Reimbursement therefor shall be payable to SCDOT within ten days after Contractor’s receipt of an invoice therefor. Alternatively, SCDOT may deduct the amount of such costs and expenses from any sums owed by SCDOT to Contractor pursuant to this Agreement. SCDOT may agree to accept Nonconforming Work in accordance with [Section 6.7.2](#).

1 **12.1.4 Permits and Costs**

2 Contractor shall be responsible for obtaining any required encroachment permits and
3 required consents from any other Persons in connection with the performance of Work addressed
4 under this [Section 12.1](#). Contractor shall bear all costs of such Work, including additional testing
5 and inspections, and shall reimburse SCDOT or pay SCDOT's expenses made necessary
6 thereby, including any costs incurred by SCDOT for independent quality assurance or quality
7 control with respect to such Work. Contractor shall pay such amounts to SCDOT within ten days
8 after Contractor's receipt of invoices therefore (including, subject to the limitations in [Section 19.7](#)
9 and [Section 19.8](#), any Liquidated Damages arising from or relating to such Work). Alternatively,
10 SCDOT may deduct the amount of such costs and expenses from any sums owed by SCDOT to
11 Contractor pursuant to this Agreement.

12 **12.2 Applicability of Warranties to Re-Done Work**

13 The Warranties shall apply to all Work that is re-done, repaired, corrected or replaced
14 pursuant to the terms of this Agreement. Following acceptance by SCDOT of re-done, repaired,
15 corrected or replaced Work, the Warranties as to each re-done, repaired, corrected or replaced
16 portion of the Work shall extend beyond the original Warranty Term in order that each portion of
17 the re-done, repaired, corrected or replaced Work shall have at least one year after the
18 commencement of the applicable Warranty Term shall be the longer of one year from the date of
19 the repair or replacement of the component or the remainder of the original Warranty Term period.
20 In no event shall the total period of the warranties for all Re-Done Work exceed a period of four
21 years after Final Completion.

22 **12.3 Subcontractor Warranties**

23 **12.3.1 Warranty Requirements**

24 12.3.1.1 Without in any way derogating the Warranties and Contractor's
25 own representations and warranties and other obligations with respect to all of the Work,
26 Contractor shall obtain from all Subcontractors for the D&C Work, for periods at least
27 coterminous with the Warranties, appropriate representations, warranties, **guarantees** and
28 obligations with respect to design, materials, workmanship, equipment, tools and supplies
29 furnished by such Subcontractors to effectuate the provisions in this [Article 12](#).

30 12.3.1.2 Contractor shall cause Subcontractor warranties to be extended to
31 SCDOT; provided, however, that the foregoing requirement shall not apply to standard, pre-
32 specified manufacturer warranties of mass-marketed materials, products (including software
33 products), equipment or supplies where the Warranty cannot be extended to SCDOT using
34 commercially reasonable efforts. SCDOT agrees to forebear from exercising remedies under
35 any such Warranty so long as Contractor is diligently pursuing remedies thereunder.

36 12.3.1.3 All representations, warranties, **guarantees** and obligations of
37 Subcontractors shall be written so as to survive all SCDOT inspections, tests and approvals.
38 Contractor hereby assigns to SCDOT all of Contractor's rights and interests in all extended
39 warranties for periods exceeding the applicable Warranty Term which are received by Contractor
40 from any of its Subcontractors. Contractor shall be responsible for correcting any Defect if a
41 Subcontractor Warranty would be voided by reason of Contractor's negligence or failure to
42 comply with the Contract Documents in incorporating material or equipment into the Work.

43 **12.3.2 Enforcement**

1 Upon receipt from SCDOT of Notice of a failure of any of the Work to satisfy any
2 Subcontractor warranty, representation, ~~guarantee~~ or obligation, Contractor shall enforce or
3 perform any such representation, warranty, ~~guarantee~~ or obligation, in addition to Contractor's
4 other obligations hereunder. SCDOT's rights under this [Section 12.3.2](#) shall commence at the
5 time such representation, warranty, ~~guarantee~~ or obligation is furnished and shall continue until
6 the expiration of the Warranty Term (including extensions thereof under [Section 12.2](#)). Contractor
7 shall be required to replace or repair defective equipment, material or workmanship furnished by
8 Subcontractors at Contractor's expense until the expiration of the Warranty. Contractor's
9 expenses associated with these repairs include, but are not limited to, all equipment, materials,
10 demolition, hauling, disposal, labor (including re-engineering and redesign,) and shipping
11 (including charges for expedited delivery.) This provision does not limit Contractor's remedies for
12 indemnity, contribution, or any other cause of action it may have against Subcontractor.

13 **12.4 Effect of SCDOT or Third-Party Activities on Warranties**

14 Contractor acknowledges and agrees that SCDOT and third parties may perform certain
15 operations or maintenance work on or adjacent to the Project during the period in which the
16 Warranties are in effect and agrees that the Warranties shall apply notwithstanding such activities;
17 provided, however, that SCDOT or Contractor do not hereby waive any rights, Claims or remedies
18 to which it may be entitled as a result of such activities.

19 **12.5 No Limitation of Liability or Remedies**

20 Subject to [Section 19.7](#) and [Section 19.8](#), the Warranties and Subcontractor warranties:

21 (a) Are in addition to all rights and remedies available under the Contract
22 Documents or applicable Law or in equity;

23 (b) Shall not limit Contractor's liability or responsibility imposed by the
24 Contract Documents or applicable Law or in equity with respect to the Work, including liability for
25 design Defects, construction Defects, strict liability, breach, negligence, intentional misconduct
26 or fraud; and

27 (c) Do not constitute a contractual or other limitation or repose period on any
28 Claims, rights or remedies available to SCDOT for patent or latent Errors, Defects or deficiencies
29 in design, construction or other Work of Contractor, which Claims, rights and remedies are
30 subject only to applicable statutes of limitation and statutes of repose.

31 **12.6 Damages for Breach of Warranty**

32 Contractor shall be liable for actual damages resulting from any breach of Warranty or any
33 Defect in the Work, including the cost of performance of such obligations by others subject to
34 [Section 19.7](#) and [Section 19.8](#) and in addition to SCDOT's other rights and remedies hereunder
35 at Law or in equity.

Article 13.
PAYMENT FOR SERVICES

13.1 Contract Price

13.1.1 Amount

As full compensation for the D&C Work and all related obligations to be performed by Contractor under the Contract Documents, SCDOT will pay to Contractor the lump sum “Contract Price.” The Contract Price as used herein shall mean the lump sum amount of \$_____, subject to adjustment from time to time to account for adjustments in Change Orders. The Contract Price shall be increased or decreased only by a Change Order issued in accordance with [Article 14](#) or [Article 15](#). The Contract Price shall be paid in accordance with [Section 13.2](#) and [Section 13.4](#).

13.1.2 Items Included in Contract Price

13.1.2.1 Contractor acknowledges and agrees that, subject only to Contractor’s rights under [Article 14](#), the Contract Price includes but it is not limited to, the following deliverables:

(a) All designs, equipment, materials, labor, insurance and bond premiums, home office, jobsite and other overhead, profit and services relating to Contractor’s performance of its obligations under the Contract Documents (including all D&C Work, equipment, materials, labor and services provided by Subcontractors and intellectual property rights necessary to perform the D&C Work);

(b) Performance of each and every portion of the D&C Work including, but not limited to:

- i. Contract Deliverable Matrix;
- ii. All deliverables as specified in the Technical Provisions;
- iii. CPM Schedule as specified in Section 110 of the Technical Provisions;
- iv. Design Review Submittal Schedule including Gantt Chart of Submittals;
- v. Schedule of Values, as specified in (Exhibit 2-5);
- vi. Project Management Plan (including all component parts) as specified in Section 110 of the Technical Provisions;
- vii. Reserved;
- viii. Contractor's Erosion Control Plan;
- ix. SCDHEC and its successor agencies Notice of Intent (NOI) for Stormwater Discharges Covered under SC NPDES Construction General Permit (SCR160000) & Storm Water Pollutant Prevention Plan and signed Contractor Certification Form (SCDHEC and its successor agencies Form 0437);
- x. Wetland and Stream Mitigation;

- 1 xi. Crane Operator Documents;
- 2 xii. Community and Public Relations Support Plan, as specified in
3 Section 130 of the Technical Provisions;
- 4 xiii. EEO, DBE, and OJT Requirements as specified in Article 9 and
5 Section 1000 of the Technical Provisions;
- 6 xiv. Right-of-Way Documents, as specified in (Article 5) and Section 809
7 of the Technical Provisions;
- 8 xv. Escrow Proposal Documents;
- 9 xvi. Contractor's Materials Certification;
- 10 xvii. Railroad Coordination Document & Insurance Documents as
11 required by Articles 11 and 16, **Exhibit 7** and Section 150 of the Technical Provisions;
- 12 xviii. Hazardous material surveys for structures not already surveyed,
13 SCDHEC **and its successor agencies** Notice of Demolition for Construction Manager for
14 Alternative Delivery;
- 15 xix. Utility Coordination Reports, including Utility Agreements, and
16 Supporting Documentation;
- 17 xx. Shop Plans and Working Drawings;
- 18 xxi. As-Built Plans;
- 19 xxii. Sustainability Action Plan;
- 20 xxiii. Environmental Compliance Plan;
- 21 (c) Hazardous Waste Management Plan
- 22 (d) The cost of obtaining all Governmental Approvals (except as specified in
23 [Section 6.1](#)) related to the D&C Work and incurred prior to the Substantial Completion Date;
- 24 (e) All costs of compliance with and maintenance of the Governmental
25 Approvals and compliance with Laws related to the D&C Work, except to the extent compliance
26 with or maintenance of Governmental Approvals is the responsibility of Utility Companies;
- 27 (f) Payment of any Taxes, other fees or royalties imposed with respect to the
28 D&C Work and any equipment, materials, labor or services included therein;
- 29 (g) Compensation for all risks and contingencies assigned to Contractor
30 under the Contract Documents; and
- 31 (h) Any and all other fees (including financing fees and interest), overhead,
32 profit, insurance and surety bond premiums, labor and material costs, installations, delivery,
33 warehouse and handling charges, Taxes and other assessments);
- 34 provided, however, that all of the costs set forth in clauses (a) through (h) above are included in
35 the Contract Price solely to the extent such costs relate to the D&C Work and are incurred by
36 Contractor prior to Final Completion.

1 **13.2 Invoicing and Payment for the Contract Price**

2 The following process shall apply to invoicing and payment of (a) the Contract Price, and,
3 as applicable, (b) Extra Work Costs and Delays Costs reimbursable to Contractor for repair or
4 replacement Work under [Section 11.3.3 \(a\)](#):

5 **13.2.1 NTP 1 Work**

6 13.2.1.1 Contractor acknowledges and agrees that the amount of funds
7 available to pay for Work prior to issuance of NTP 2 is limited to the total amount set forth under
8 “NTP Work Effort” in [Exhibit 2-5](#) plus Contractor’s costs of bonds and insurance prior to NTP 2.
9 Accordingly, SCDOT has no obligation to make any payments to Contractor in excess of such
10 amount until such time (if any) as NTP 2 is issued.

11 13.2.1.2 Any Design Work that Contractor performs prior to satisfaction of
12 the conditions precedent set forth in [Section 7.5](#) shall be at Contractor’s risk, as SCDOT will not
13 pay for or review any Design Work prior to satisfaction of such conditions precedent.

14 13.2.1.3 Subject to [Section 13.2.1.1](#) and [Section 13.2.1.2](#), SCDOT will pay
15 Contractor for Work authorized by NTP 1 up to but not exceeding each of the respective amounts
16 set forth under “NTP Work Effort” in Exhibit 2-5. SCDOT will pay such amounts not more often
17 than monthly, based on approved Pay Requests, as follows:

18 (a) For NTP1 mobilization, in two equal installments with the first two Pay
19 Requests after NTP1, as set forth in [Section 13.3.6.1\(a\)](#) and [Section 13.3.6.1\(b\)](#);

20 (b) For each item that is a Submittal, other than Design Documents, in the
21 next Pay Request after SCDOT approves the Submittal;

22 (c) For Design Work, monthly according to a Pay Request for progress made
23 and the approved Schedule of Values for pre-NTP 2 Design Work;

24 (d) For the premiums for bonds and insurance associated with NTP 1 Work,
25 in accordance with [Section 13.3.6.2](#); and

26 (e) For all other items, monthly according to actual documented costs
27 incurred and included in a Pay Request, with any balance of the bid item total remaining at
28 issuance of NTP 2 payable in the next Pay Request thereafter.

29 13.2.1.4 Invoices for Work authorized by NTP 1 shall comply with the
30 provisions of [Section 13.2](#). Invoices for premiums for bonds and insurance for NTP 1 Work shall
31 comply with the provisions of [Section 13.3.4](#).

32 **13.2.2 Draft Pay Request Package for D&C Work and Progress Meeting**

33 13.2.2.1 On or about the 15th day of each month following the issuance of
34 NTP 1 and continuing through the Pay Request for the Final Payment, Contractor shall deliver
35 to SCDOT a draft Pay Request for the prior monthly period, in the form required by SCDOT,
36 together with drafts of all materials, reports, schedules, certifications and other Submittals for
37 that month listed in [Section 13.2.3.2](#).

38 13.2.2.2 Contractor’s and SCDOT’s Authorized Representatives shall
39 ascertain the progress of the Work and verify the quantities for any unit priced Work and submit
40 a report of the same to the SCDOT RCE.

1 13.2.2.3 Each Progress Meeting shall be attended by Contractor, any
2 Subcontractors as may be necessary, SCDOT and SCDOT's consultants. The Authorized
3 Representative for both Contractor and SCDOT shall review the draft Pay Request reflecting the
4 value of Work completed as of the date of the Progress Meeting to determine and calculate the
5 value of Work completed as follows:

- 6 (a) As provided in Section 13.2.1.3 for NTP 1 Work;
- 7 (b) Based on quantities and unit prices for unit priced Work;
- 8 (c) Based on time and materials for Force Account Work; and
- 9 (d) For all other Work, based on the percentage completion of Project
10 Schedule activities and the values distributed to such activities in the Progress Schedule.

11 13.2.2.4 Authorized Representatives for Contractor and SCDOT shall sign
12 the draft Pay Request, indicating the portions of it that have been approved and setting forth the
13 proposed total payment amount, which shall be the approved value of the Work then completed
14 less progress payments previously made.

15 **13.2.3 Delivery of Pay Request for Payment of Contract Price**

16 13.2.3.1 Contractor shall submit to SCDOT within seven days after each
17 Progress Meeting an electronically filed Pay Request for the Work performed under the Contract
18 Documents during the immediately preceding month, in a form acceptable to SCDOT and
19 meeting all the requirements specified herein, except as otherwise approved by SCDOT. Each
20 Pay Request shall be based upon and use the amounts set forth in the approved draft Pay
21 Request and may not include any amounts not approved by SCDOT in the Progress Meeting
22 reviewing such draft Pay Request.

23 13.2.3.2 Contents of Pay Request

- 24 (a) Each Pay Request must contain the following items:
 - 25 i. Pay Request cover sheet;
 - 26 ii. An approved Monthly Progress Schedule;
 - 27 iii. An updated Schedule Narrative;
 - 28 iv. Certification by Contractor that all D&C Work that is the subject of
29 the Pay Request fully complies with the requirements of the Contract Documents subject to any
30 exceptions identified in the certification;
 - 31 v. Monthly report of personnel hours with wage rates to show
32 compliance with all applicable federal and state wage-hour Laws and regulations;
 - 33 vi. Pay Request data sheet(s) and supporting Documents, as required
34 by SCDOT to support and substantiate the amount requested (based on invoices, receipts and
35 other evidence to establish the number of units delivered for unit priced Work; based on **Section**
36 **109.5 of the SCDOT Standard Specifications**~~Section 1.2 of Exhibit 14~~ for Force Account Work;
37 based on actual costs as evidenced by invoices for items to be paid from any allowance; and
38 based on the Project Schedule for all other D&C Work);
 - 39 vii. Periodic DBE-related reporting in a format reasonably satisfactory to
40 SCDOT;

1 viii. Periodic OJT-related reporting in a format reasonably satisfactory to
2 SCDOT; and

3 ix. If the Pay Request includes Utility Work, a summary narrative of the
4 Utility Work performed during the applicable month; ~~and, including copies of all Subcontractor~~
5 ~~invoices and backup documentation of any Contractor's actual costs on an Open Book Basis in a~~
6 ~~format mutually agreed by both parties; and~~

7 x. Such other items as SCDOT reasonably requests.

8 (b) In addition to the requirements set forth in [Section 13.2.3.2\(a\)](#), no Pay
9 Request shall be considered complete unless it:

10 i. Sets forth in detail the amounts paid to Subcontractors (including
11 Suppliers and Subcontractors at lower tiers) from the payments made by SCDOT to Contractor
12 with respect to the Pay Request submitted two months prior with certifications of compliance with
13 Prompt Pay clause;

14 ii. Includes certifications of compliance with Prompt Pay clause; and

15 iii. Sets forth separately and in detail the total amount due from Utility
16 Companies for: (A) Utility Improvements; and (B) any other Work for which the Utility Company
17 has cost responsibility.

18 13.2.3.3 Contractor acknowledges that SCDOT will obtain funding for
19 portions of the Work from various sources and agrees to segregate billings for all such Work in
20 a format reasonably requested by SCDOT and with detail and information as reasonably
21 requested by SCDOT.

22 **13.2.4 Pay Request Cover Sheet Contents**

23 The Pay Request cover sheet shall include the following: (a) Project number and title; (b)
24 Request number (numbered consecutively starting with "1"); (c) Total amount earned to date for
25 the Project; and (d) Authorized signature, title of signer, and date of signature.

26 **13.2.5 Certification by Professional Services Quality Manager and Construction** 27 **Quality Acceptance Firm**

28 Each Pay Request shall include a certificate signed by the Professional Services Quality
29 Manager and the Construction Independent Quality Manager, as appropriate, in a form
30 acceptable to SCDOT, certifying that:

31 (a) Except as specifically noted in the certification, all Work that is the subject
32 of the Pay Request, including that of Professional Services firms, Subcontractors, and Suppliers,
33 has been checked or inspected by the Professional Services Quality Manager, with respect to
34 Professional Services, and the Construction Independent Quality Manager, with respect to the
35 Construction Work;

36 (b) Except as specifically noted in the certification, all Work that is the subject
37 of the Pay Request conforms to the requirements of the Contract Documents;

38 (c) The Professional Services Quality Program and the Construction Quality
39 Program and all of the measures and procedures provided therein are functioning properly and
40 are being followed;

1 (d) The Professional Services percentages and construction percentages
2 indicated are accurate and correct; and

3 (e) All quantities for which payment is requested on a unit price basis are
4 accurate.

5 **13.2.6 Payment by SCDOT**

6 13.2.6.1 Within ten Business Days after SCDOT receives the Pay Request
7 (including all materials and reports required under [Section 13.2.3.2](#)) and the related Pay Request
8 Certificate, SCDOT will review the Pay Request and all attachments thereto for consistency with
9 the draft Pay Request package prepared at the most recent Progress Meeting and conformity
10 with all requirements of the Contract Documents and shall notify Contractor of the amount
11 approved for payment and specify the reason for disapproval of any remaining invoiced amounts.
12 Contractor may include such disapproved amounts in the next month's Pay Request after
13 correction of the deficiencies noted by SCDOT (all such disapproved amounts shall be deemed
14 in Dispute unless otherwise agreed).

15 13.2.6.2 No later than 15 Business Day after receipt of the Pay Request,
16 SCDOT will pay Contractor the amount of the Pay Request approved for payment less any
17 amounts that SCDOT is otherwise entitled to withhold or deduct.

18 13.2.6.3 For Work authorized by NTP 1, SCDOT will not have any obligation
19 to pay Contractor any amount: that (a) is inconsistent with [Section 13.2.1.3](#); or (b) was not
20 approved during the Progress Meeting reviewing the draft invoice for such month.

21 13.2.6.4 For Work authorized by NTP 2, in no event shall SCDOT have any
22 obligation to pay Contractor any amount that: (a) would result in payment for any activity in
23 excess of the value of the activity times the completion percentage of such activity (for non-unit
24 priced Work); (b) was not approved during the Progress Meeting reviewing the draft invoice for
25 such month; or (c) would result in aggregate payments hereunder in excess of the overall
26 completion percentage for the Project multiplied by the Contract Price (for non-unit priced Work).

27 **13.3 Limitations, Deductions and Exclusions**

28 **13.3.1 Deductions and Withholdings**

29 13.3.1.1 SCDOT may deduct from each payment of the Contract Price,
30 including the Final Payment, any of the following applicable to the D&C Work or accruing prior
31 to Final Completion:

32 (a) Any SCDOT or third-party Losses for which Contractor is responsible
33 hereunder and which are not covered by insurance proceeds, except in the case where the
34 underlying Claim against Contractor is still the subject of a legitimate Dispute;

35 (b) Any uncured Contractor default;

36 (c) Reasonable evidence that the Work will not be Substantially Complete
37 within the Construction Time as adjusted and that the unpaid balance of the Contract Price will
38 not be adequate to cover Liquidated Damages for the actual unexcused Delay;

39 (d) Any fines or other charges to SCDOT due to Contractor's failure to comply
40 with permit requirements or other regulations;

1 (e) Any Liquidated Damages that have accrued as of the date of the
2 application for payment or for D&C Work that are anticipated to accrue based on the Substantial
3 Completion and Final Completion dates shown in the current Project Schedule;

4 (f) Any sums expended by or owing to SCDOT as a result of Contractor's
5 failure to maintain the Record Drawings;

6 (g) Notice of cancellation of insurance;

7 (h) Violation of Design QC Plan or CQMP;

8 (i) Any sums expended by SCDOT in performing any of Contractor's
9 obligations under the Contract Documents which Contractor has failed to perform; and

10 (j) Any other sums that SCDOT is entitled to recover or withhold from
11 Contractor under the terms of this Agreement, including any carry-over deductions (including for
12 Liquidated Damages) or other adjustments from prior months not yet paid by Contractor.

13 13.3.1.2 SCDOT may deduct from payments of the Contract Price,
14 including the Final Payment, the costs to acquire any parcel or partial parcel, or to acquire any
15 Temporary Construction Easement on any parcel or partial parcel, identified in [Exhibit 2-3](#), or
16 identified pursuant to [Section 5.8](#), for which Contractor receives credit for avoiding but ultimately
17 cannot avoid in completing the D&C Work. In such a case, the amount deducted shall cover the
18 costs to acquire the parcel or partial parcel or Temporary Construction Easement, as applicable,
19 up to the amount of the credit received by Contractor plus, in the case of those identified in
20 [Exhibit 2-3](#), 50% of any additional costs in excess of the credit. Such costs to acquire shall
21 include: (a) the acquisition or condemnation price; (b) severance damages; (c) relocation costs;
22 and (d) demolition costs, if part of the prior credit received by Contractor. Contractor shall not
23 be entitled to any Completion Deadline adjustment for failure to avoid parcels or partial parcels
24 identified in [Exhibit 2-3](#) or identified pursuant to [Section 5.8](#). The provisions of this [Section](#)
25 [13.3.1.2](#) do not apply, however, where the parcel or partial parcel or Temporary Construction
26 Easement thereon is required as SCDOT Additional Property.

27 13.3.1.3 The failure by SCDOT to deduct any of the sums set forth in
28 [Section 13.3.1.1](#) or [Section 13.3.1.2](#) from a payment shall not constitute a waiver of SCDOT's
29 right to such sums.

30 **13.3.2 Unincorporated Materials; Long Lead Items**

31 13.3.2.1 SCDOT will not pay Contractor for materials not yet incorporated
32 in the Work unless all of the following conditions are met:

33 (a) Material shall be: (i) delivered to the Site; (ii) delivered to Contractor and
34 promptly stored by Contractor in bonded storage at a location approved by SCDOT in its
35 discretion; or (iii) stored at a Supplier's fabrication site, which must be a bonded commercial
36 location approved by SCDOT, in its discretion. Contractor shall submit certified bills for such
37 materials with the Pay Request, as a condition to payment for such materials. SCDOT will allow
38 only such portion of the amount represented by these bills as, in its discretion, is consistent with
39 the reasonable cost of such materials. If such materials are stored at any site not approved by
40 SCDOT, Contractor shall accept responsibility for and pay all personal and property Taxes that
41 may be levied against SCDOT by any State or subdivision thereof on account of such storage of
42 such material.

1 (b) All such materials that meet the requirements of the Contract Documents
2 shall be and become the property of SCDOT. Contractor at its own cost shall promptly execute,
3 acknowledge and deliver to SCDOT proper bills of sale or other instruments in writing in a form
4 acceptable to SCDOT conveying and assuring to SCDOT title to such material included in any
5 Pay Request, free and clear of all Liens. Contractor, at its own cost, shall conspicuously mark
6 such material as the property of SCDOT, shall not permit such materials to become commingled
7 with non-SCDOT-owned property or with materials that do not conform with the Contract
8 Documents, and shall take such other steps, if any, as SCDOT may require or regard as
9 necessary to vest title to such material in SCDOT free and clear of Liens.

10 13.3.2.2 For the avoidance of doubt, SCDOT will not pay Contractor for long
11 lead items ordered for the Project unless such items meet the requirements set forth in [Section](#)
12 [13.3.2.1](#).

13 **13.3.3 Mobilization Payments; Bond and Insurance Premiums**

14 13.3.3.1 Contractor shall be entitled to payment for mobilization in an
15 amount equal to the lesser of (1) the bid item price for mobilization set forth in [Exhibit 2-5](#) or (2)
16 10% of the Contract Price. This amount shall be fixed (i.e., not adjusted by any Claim or Change
17 Order), and shall be paid in installments as follows:

18 (a) The first payment for mobilization shall be in an amount not to exceed 10%
19 of the total payment for mobilization, payable as part of the first Pay Request following NTP 1.

20 (b) The second payment for mobilization shall be in an amount not to exceed
21 10% of the total payment for mobilization, payable as part of the second Pay Request following
22 NTP 1.

23 (c) The third payment for mobilization shall be in an amount not to exceed
24 30% of the total payment for mobilization, payable as part of the first Pay Request following NTP
25 2.

26 (d) The fourth payment for mobilization shall be in an amount not to exceed
27 25% of the total payment for mobilization, payable as part of the first draft request after 5% of
28 the Contract Price is earned on items other than mobilization.

29 (e) The fifth payment for mobilization shall be in the remaining amount of the
30 total payment for mobilization, payable as part of the first draft request after 10% of the Contract
31 Price is earned on items other than mobilization.]

32 13.3.3.2 SCDOT will pay Contractor as part of the first Pay Request
33 following NTP 1 the portion of the Contract Price allocable to bond and insurance premiums, as
34 set forth in the Proposal, to reimburse Contractor for bond and insurance premiums actually paid,
35 without markup.

36 **13.3.4 Equipment**

37 SCDOT will not pay for direct costs of equipment. Costs of equipment, whether new, used
38 or rented, and to the extent not included in the mobilization payments under [Section 13.3.3](#), shall
39 be allocated to and paid for as part of the activities with which the equipment is associated, in a
40 manner which is consistent with the requirements of [Section 109.5\(C\) of the SCDOT Standard](#)
41 [Specification of Exhibit 14](#).

1 **13.4 Final Payment**

2 Final Payment for all D&C Work will be made as follows.

3 **13.4.1 Application for Final Payment**

4 13.4.1.1 On or about the date of Final Completion, Contractor shall prepare
5 and submit a proposed Application for Final Payment to SCDOT showing the proposed total
6 amount due Contractor as of the date of Final Completion, including the retainage described in
7 [Section 13.5](#) and any amounts owing from Change Orders.

8 13.4.1.2 In addition to meeting all other requirements for Pay Requests
9 hereunder, the Application for Final Payment shall propose a schedule of payments that do not
10 exceed the Maximum Cumulative Allowable Draw.

11 13.4.1.3 The Application for Final Payment shall list all outstanding Relief
12 Event Notices and Relief Requests, stating the amount at issue associated with each such Relief
13 Event Notice and Relief Request.

14 13.4.1.4 The Application for Final Payment shall also be accompanied by:

15 (a) Evidence regarding the status of all existing or threatened claims and stop
16 notices of Subcontractors, Suppliers, laborers, Utility Companies and or other third parties
17 against Contractor, SCDOT or the Project;

18 (b) Consent of any ~~Guarantors and~~ Surety to the proposed payment
19 schedule;

20 (c) Such other documentation as SCDOT may reasonably require; and

21 (d) The release described in [Section 13.4.4](#), executed by Contractor.

22 13.4.1.5 Prior applications and payments shall be subject to correction in
23 the Application for Final Payment. Relief Event Notices and Relief Requests filed concurrently
24 with the Application for Final Payment must be otherwise timely and meet all requirements under
25 [Article 14](#).

26 **13.4.2** SCDOT's obligation to make payment to Contractor based on the Application
27 for Final Payment is conditioned on SCDOT's receipt of an executed release meeting the
28 requirements of [Section 13.4.4](#) and otherwise satisfactory in form and content to SCDOT. The
29 payment amount will be reduced by any amounts deductible under [Section 13.3.1](#).

30 **13.4.3** SCDOT may withhold from the Final Payment such amount as SCDOT deems
31 necessary to cover any amounts owing or which may become owing to SCDOT by Contractor,
32 including costs to complete or remediate uncompleted Work or Nonconforming Work.

33 **13.4.4** The executed release from Contractor shall be from all Claims of Contractor
34 arising from the D&C Work and shall release and waive any Claims against the Indemnified
35 Parties, excluding only those matters identified in any Relief Event Notices and Relief Requests
36 that have been timely delivered and are listed as outstanding in the Application for Final Payment.
37 The release shall be accompanied by an affidavit from Contractor certifying that:

38 (a) All D&C Work has been performed in strict accordance with the
39 requirements of the Contract Documents;

1 (b) Contractor has resolved all claims made by Subcontractors, Suppliers,
2 Utility Companies, laborers, or other third parties against Contractor, SCDOT or the Project
3 (except those listed by Contractor in accordance with [Section 13.4.1.4\(a\)](#);

4 (c) Contractor has no reason to believe that any Person has a claim against
5 Contractor or SCDOT;

6 (d) No Person has communicated to the Contractor regarding an unsettled or
7 potential claim resulting from the Project; and

8 (e) All **guarantees**, Warranties, the Payment Bond, and the Performance
9 Bond (or, if applicable, Warranty Bond), and the Warranty Bond are in full force and effect.

10 **13.4.5** Prior Relief Requests that are not in Dispute shall be subject to correction in
11 the Final Application for Payment.

12 **13.4.6** SCDOT will review Contractor's proposed Application for Final Payment, and
13 within 20 Business Days after receipt will deliver to Contractor any changes or corrections,
14 including deductions and withholding described in [Section 13.3.1](#). Any changes or corrections
15 made pursuant to this [Section 13.4.6](#) will be reflected in an updated payment schedule showing
16 the net amount owed to Contractor by applicable period.

17 **13.4.7** SCDOT will fulfill its payment obligations in respect of the D&C Work under this
18 Agreement by paying the amounts identified in [Section 13.4.6](#), in accordance with the schedule
19 described in [Section 13.4.6](#).

20 **13.5 Prompt Payment to Subcontractors**

21 **13.5.1** Upon receipt of payment from SCDOT, Contractor shall pay each
22 Subcontractor with which it holds a direct Subcontract and shall cause each Subcontractor to pay
23 each of its Subcontractors, within seven days after Contractor receives payment from SCDOT,
24 out of the amount paid to Contractor on account of such Subcontractor's portion of the Work, the
25 amount to which such Subcontractor is entitled, less any retainage provided for in the
26 Subcontract. Contractor shall pay retainage, if any, on a Subcontractor's Work within seven days
27 after satisfactory completion of all of the Subcontractor's Work. In the case of a second or third
28 tier subcontractor, the seven-day time period begins to run when the first-tier subcontractor
29 receives payment from the Contractor or when the second-tier subcontractor receives payment
30 from the first-tier subcontractor and so forth if there are subcontractors of a lower tier. For the
31 purpose of this [Section 13.5.1](#), satisfactory completion shall have been accomplished when:

32 (a) The Subcontractor has fulfilled the Subcontract requirements and the
33 requirements under the Contract Documents for the subcontracted Work, including the
34 submission of all Submittals required by the Subcontract and Contract Documents; and

35 (b) The Work done by the Subcontractor has been inspected and approved
36 by Contractor and the final quantities of the Subcontractor's Work have been determined and
37 agreed upon.

38 **13.5.2** If Contractor fails to pay a Subcontractor within the time periods set forth in
39 [Section 13.5.1](#), Contractor shall pay the Subcontractor interest on the unpaid balance, beginning
40 on the eighth day or tenth day, as applicable, at a rate of 1% per month or fraction of a month.

1 **13.5.3** Contractor invoices submitted to SCDOT constitutes a representation by the
2 Contractor that the Work of the Subcontractors included in the invoice was satisfactorily
3 performed.

4 **13.5.4** Except for retainage as set forth below, Contractor may withhold payments to
5 a Subcontractor only if the Subcontractor's Work is deficient, incomplete or otherwise not in
6 compliance with the terms of the Contract Documents applicable to the Subcontractor's Work. If
7 any Subcontractor is not paid promptly, Contractor shall provide to the Subcontractor and to
8 SCDOT via the comment section of SCDOT's DBE System a written explanation of the reasons
9 and when payment can be expected. Contractor shall provide such explanation within seven
10 days after the time the Subcontractor was otherwise entitled to payment.

11 **13.5.5** The Contractor and Subcontractors may withhold as retainage up to five (5%)
12 percent of a subcontractor's payment until satisfactory completion as defined by Section 13.5.1
13 of all Work items of the Subcontract. Retainage must be released to the subcontractor within seven
14 (7) calendar days from the date the Contractor or Subcontractor receives payment from SCDOT
15 for the last Work item of the Subcontract or within seven (7) days from SCDOT's acceptance of
16 the last Work item of the Subcontract, whichever is the latest to occur. However, upon
17 documentation of good cause provided by the Contractor and written concurrence by the
18 Construction Alternative Delivery Engineer, the Contractor may continue to withhold the 5%
19 retainage.

20 **13.5.6** If there is a Dispute with a Subcontractor regarding prompt payment or
21 withholding thereof, Contractor shall immediately provide to SCDOT written verifiable explanation
22 of the matter in Dispute and update SCDOT monthly on the status of the Dispute until it is
23 resolved. Contractor shall implement and use, and cause each Subcontractor to implement and
24 use, the Dispute resolution process in the applicable Subcontract to resolve payment Disputes as
25 quickly as possible.

26 **13.5.7** SCDOT reserves the right to request and receive Documents from Contractor,
27 all Subcontractors of any tier, and Suppliers in order to determine whether prompt payment
28 requirements were met.

1 **Article 14.**
2 **RELIEF EVENTS**

3 This [Article 14](#) sets forth the requirements for obtaining monetary and schedule relief
4 under the Contract Documents due to Relief Events. Contractor hereby acknowledges and agrees
5 that the Contract Price provides for full compensation for performance of all the Work, and the
6 Completion Deadlines provide reasonable and adequate time to perform the Work required within
7 the Completion Deadlines, subject only to those exceptions specified within [Article 14](#). The
8 compensation amounts, Completion Deadline adjustment and performance relief specified within
9 [Article 14](#) shall represent the sole and exclusive right against SCDOT, the State and their
10 respective successors, assigns, agencies, divisions, officeholders, officers, directors,
11 commissioners, agents, Representatives, consultants and employees to compensation,
12 damages, deadline extension and performance relief for the adverse financial and schedule
13 effects of any event affecting the Work, the Project or Contractor. No award of compensation or
14 damages shall be duplicative. Contractor unconditionally and irrevocably waives the right to any
15 Claim against SCDOT, the State and their respective successors, assigns, agencies, divisions,
16 officeholders, officers, directors, commissioners, agents, Representatives, consultants and
17 employees for any monetary compensation, Completion Deadline adjustment or other relief
18 except to the extent specifically provided in this Article 14.

19 The foregoing waiver encompasses all theories of liability, whether at Law or in equity,
20 whether in contract or tort, including but not limited to: negligence, strict liability, equity, *quantum*
21 *meruit* or otherwise, and encompasses all theories to extinguish contractual obligations, including
22 impracticability, mutual or unilateral mistake, and frustration of purpose. Notwithstanding anything
23 to the contrary herein, no liability of Contractor that arose before the occurrence of the Relief
24 Event giving rise to a Claim under this Article 14 shall be excused as a result of the occurrence.
25 Nothing in the Technical Provisions shall have the intent or effect or shall be construed to create
26 any right of Contractor to any Claim for additional monetary compensation, Completion Deadline
27 adjustment or other relief, any provision in the Technical Provisions to the contrary
28 notwithstanding. The provisions of this paragraph shall not affect Contractor's remedies under
29 the Contract Documents in the event of an SCDOT Default or upon termination of this Agreement
30 prior to the stated expiration of the Term.

31 **14.1 Relief Event Claim Process**

32 **14.1.1 General Provisions**

33 14.1.1.1 This [Section 14.1](#) applies to all Relief Events except Relief Events
34 that are an SCDOT-Directed Change. The process for SCDOT-Directed Changes shall be
35 through a Change Order or Force Account Directive Letter pursuant to [Section 15.1](#) and [Section](#)
36 [15.3](#), respectively.

37 14.1.1.2 SCDOT acknowledges that Contractor may enter into
38 Subcontracts pursuant to which additional costs directly attributable to the occurrence of a Relief
39 Event, or the Relief Event's impact on schedule or performance of the Work, may be borne by a
40 Subcontractor subject to the right to claim relief from Contractor to the extent Contractor obtains
41 relief from SCDOT under this Agreement. For purposes of evaluating the merits of any Relief
42 Event Notice, Relief Request or Claim against SCDOT for such Relief Event, such costs or
43 impact on schedule or performance of Work, will be deemed to be directly incurred by Contractor.

1 14.1.1.3 A Force Majeure Event shall not constitute breach of the
2 Agreement if and to the extent such Delays or failures of performance result in a Delay to the
3 Critical Path identified in the current accepted Project Schedule. Any expense attributable to
4 such occurrence of a Force Majeure Event shall not entitle Contractor to an adjustment in the
5 Contract Price except under the circumstance that a Force Majeure Event causes a substantial
6 price escalation of materials, commodities, or supplies.

7 (a) If the occurrence of one or more Force Majeure Events causes a
8 substantial price escalation of materials, commodities, or supplies necessary for the completion
9 of the Project, SCDOT will evaluate the cause of the price escalation, its duration, its impact on
10 the Project, the availability of alternative materials or designs, and other related to factors to
11 determine within its sole discretion, whether to make an adjustment to the Contract Price for the
12 affected materials, commodities or supplies. Whether a price increase of an affected material,
13 commodity or supply is "substantial" is also within SCDOT's sole discretion. The duration of
14 Delay to the schedule directly caused by a Force Majeure Event shall be added to the Contract
15 Time on a day-for-day basis.

16 (b) Contractor shall bear the burden of proving that a Force Majeure Event
17 exists, that it impacts the critical path of the Project, and that Contractor could not have
18 reasonably worked around the condition, including by resequencing, relocating, or redeploying
19 its forces to other portions of the Project or other activities unrelated to its Work, so as to avoid
20 additional Delay or cost.

21 **14.1.2 Relief Event Notice**

22 14.1.2.1 If Contractor determines that a Relief Event has **occurred**,
23 Contractor shall submit a written Relief Event Notice to SCDOT within ten (10) Business Days of
24 the occurrence or initiation of the Relief Event. Contractor must submit a timely Relief Event
25 Notice even if the cause is widely known, and Contractor agrees that the Relief Event Notice is
26 a condition precedent to receiving relief pursuant to this provision. SCDOT will acknowledge in
27 writing receipt of each Relief Event Notice within seven (7) Business Days.

28 14.1.2.2 The Relief Event Notice shall include, to the maximum extent the
29 information then available:

30 (a) A description of the Relief Event and its date of occurrence or inception in
31 reasonable detail;

32 (b) Contractor's preliminary good faith estimate of the anticipated end date of
33 the Relief Event in reasonable detail if known or knowable;

34 (c) Contractor's preliminary good faith estimate of the anticipated adverse
35 and beneficial effects (including cost impacts) of the Relief Event and the basis for such estimate;

36 (d) Contractor's preliminary good faith estimate of the Critical Path impact
37 directly attributable to the Relief Event and the basis for such estimate;

38 (e) Contractor's initial analysis of any adverse effect of the Relief Event on its
39 ability to perform its obligations under this Agreement;

40 (f) The actions Contractor has taken prior to the Relief Event Notice to
41 prevent, and proposes to take thereafter to mitigate, the cost, Delay, and other consequences of
42 the Relief Event; and

1 (g) The type and amount of insurance that may be applicable and amounts
2 that have been or are anticipated to be collected under such insurance.

3 14.1.2.3 The nature and scope of the potential Claim stated in the Relief
4 Event Notice shall remain consistent (except for reductions) for the remainder of the Relief Event
5 Claim process and, if applicable, during any subsequent Dispute Resolution Procedures. A Relief
6 Event Notice may be supplemented after submission if warranted by new information that are to
7 consequences of including, but not limited to, a Relief Event that: (a) are of a different nature or
8 scope; (b) first arise or occur after Contractor delivers the Relief Event Notice to SCDOT; and (c)
9 could not have been anticipated through the exercise of reasonable diligence and Good Industry
10 Practice prior to delivering the Relief Event Notice to SCDOT. If any such new consequences
11 arise or occur prior to submission of the Relief Request, Contractor shall report them to SCDOT
12 by a supplemental Relief Event Notice. The Contractor shall reasonably update the Relief Event
13 Notice as new and/or additional information becomes available.

14 14.1.2.4 Contractor shall submit the Relief Event Notice on a standardized
15 form approved by SCDOT.

16 14.1.2.5 Contractor shall assign an exclusive identification number for each
17 Relief Event Notice, determined by chronological sequencing with a numbering format as to be
18 determined by the Contractor. The exclusive identification number shall be used on each of the
19 following corresponding Documents: (a) Relief Request; (b) supplemental Notices and
20 submissions pertaining to the Relief Event Notice; and (c) final documentation of the Relief Event
21 Claim. Contractor shall thereafter use the same numbering format for any subsequent Relief
22 Event Notice.

23 14.1.2.6 If a single Relief Event is a continuing cause of Delay, only one
24 Relief Event Notice shall be necessary.

25 **14.1.3 Relief Request**

26 14.1.3.1 Contractor shall, within a further 30 days after the date of the
27 submission of the initial Relief Event Notice, submit to SCDOT a Relief Request that provides
28 Contractor's complete reasoning for additional compensation for Extra Work Costs or Delay
29 Costs, Completion Deadline adjustments and other requested relief relating to the Relief Event.
30 SCDOT will acknowledge receipt of each Relief Request in writing within seven (7) days of
31 receipt. The Relief Request shall include the following information, to the maximum extent then
32 available:

33 (a) Full details of the Relief Event, including its nature, the date of its
34 occurrence, its duration (to the extent that the Relief Event and the effects thereof have ceased,
35 or estimated duration to the extent that the Relief Event and the effects thereof have not ceased),
36 affected locations, and items of Work affected;

37 (b) Identification of all pertinent Documents and the substance of any oral
38 communications between SCDOT and Contractor, if any, relating to the Relief Event and the
39 name of the Person or persons making such material oral communications;

40 (c) Identification of the specific provisions of the Contract Documents that
41 Contractor claims entitles Contractor to the relief sought, and a statement that explains the
42 reasons why the provisions entitle Contractor to that relief;

1 (d) Where Contractor makes a request for a Completion Deadline adjustment,
2 a Time Impact Analysis of the Project Schedule that identifies Controlling Work Items and the
3 Critical Path (with activity durations, predecessor and successor activities and resources,
4 including total Float), and illustrates the effect of schedule changes or disruptions on the
5 Completion Deadlines;

6 (e) A detailed, itemized estimate of all amounts claimed for Extra Work Costs
7 and Delay Costs to the extent such amounts are eligible for compensation under this Article 14
8 for the Relief Event in question. All such amounts shall be broken down in terms of the eligible
9 direct costs for labor (including hourly wage rates, fringe benefits rates and burden), materials,
10 equipment, third-party fees and charges, extra insurance and performance and payment security
11 (e.g., bonds and letters of credit), as applicable, and other direct costs, including expenses and
12 profit, and any other cost category or categories SCDOT may specify;

13 (f) The effect of the Relief Event on Contractor's ability to perform any of its
14 obligations under this Agreement, including details of the relevant obligations, the effect on each
15 such obligation, and the likely duration of that effect;

16 (g) An explanation of the measures that Contractor has previously taken to
17 prevent, and proposes to undertake to mitigate, the costs, Delay and other consequences of the
18 Relief Event; and

19 (h) The type and amount of insurance that may be applicable and amounts
20 that have been or are anticipated to be collected under such insurance.

21 14.1.3.2 Contractor shall submit the Relief Request on a standardized form
22 approved by SCDOT.

23 14.1.3.3 If, following issuance of any Relief Request, Contractor receives or
24 becomes aware of any further information or estimates relating to the Relief Event and its impact
25 on cost, schedule, Lane Closures or performance of Work, including information on new
26 consequences as described in [Section 14.1.2.3](#), Contractor shall submit such further information
27 to SCDOT as soon as possible. SCDOT may request from Contractor any further information
28 that SCDOT may reasonably require, and Contractor shall supply the same within a reasonable
29 period after such request.

30 14.1.3.4 Contractor shall provide updates every 30 days after the
31 submission of the initial Relief Request in the event of a continuing Relief Event.

32 14.1.3.5 Neither the fact that Contractor submits to SCDOT a Relief
33 Request, nor the fact that SCDOT keeps account of the costs of labor, materials, or equipment
34 or time, shall in any way be construed as establishing the validity of the Relief Request or the
35 Claims therein or method of computing any compensation or extension of Completion Deadlines.

36 **14.1.4 SCDOT Evaluation and Response to Relief Request; Negotiations**

37 14.1.4.1 SCDOT will evaluate the information presented in the Relief
38 Request and provide a written response to Contractor within 45 days after its receipt. If
39 Contractor complies with the Notice and information requirements in [Section 14.1.2](#) and [Section](#)
40 [14.1.3](#), but SCDOT does not provide Contractor a written response within such 45-day period,
41 then, except as provided otherwise in [Section 14.1.7](#), Contractor shall have the right to assert a
42 Claim against SCDOT for the relevant Relief Event and have such Claim determined according
43 to the Dispute Resolution Procedures.

1 14.1.4.2 If Contractor timely complies with the notice and information
2 requirements in [Section 14.1.2](#) and [Section 14.1.2.3](#) and SCDOT provides a written response
3 within such 45-day period indicating that there are any matters in Dispute regarding the Relief
4 Request, then the Parties shall commence good faith negotiations to determine the matters in
5 Dispute.

6 14.1.4.3 If SCDOT or Contractor determines after engaging in good faith
7 negotiations that continuation of such negotiations is not likely to resolve the matters in Dispute,
8 then, except as provided otherwise in [Section 14.1.7](#), Contractor may initiate the Dispute
9 Resolution Procedures.

10 **14.1.5 Final Documentation of Relief Event Claim**

11 14.1.5.1 Within 30 days of the completion of Work related to a Relief Event
12 that is the subject of a Relief Request, Contractor shall submit to SCDOT the full and final
13 documentation of the Relief Event Claim. Pertinent information, references, arguments, and data
14 to support the Relief Event Claim shall be included in the full and final documentation, including
15 updated analyses, descriptions, actual amounts and impacts, specific dates for Completion
16 Deadline adjustments, and other documentation covering the same scope of information as
17 required for the Relief Request.

18 14.1.5.2 Without limiting the foregoing, if Contractor claims compensation
19 under [Section 14.2](#), and except to the extent that said compensation is the subject of a previous
20 written agreement by the Parties to be paid as a negotiated fixed price, Contractor shall provide
21 an itemized accounting of the actual direct costs broken down in terms of labor (including
22 burden), materials, equipment, third-party fees (e.g., permit fees, plan check fees and charges)
23 and other direct costs and indirect costs, field office overhead and profit, and any other cost
24 category reasonably requested by SCDOT. The labor, materials, and equipment cost categories
25 shall account for the following items:

26 (a) Labor. A listing of individuals, classifications, regular hours and overtime
27 hours worked, dates worked, and other pertinent information related to the requested payment
28 of labor costs.

29 (b) Materials. Invoices, purchase orders, location of materials either stored
30 or incorporated into the Project, dates materials were transported to the Site or incorporated into
31 the Project, and other pertinent information related to the requested payment of material costs.

32 (c) A Contractor or Subcontractor making a Claim for a price adjustment due
33 to a Force Majeure Event must provide additional information showing the original quoted price,
34 the current market price, and evidence showing the cause and relationship between the Force
35 Majeure Event and the difference in price.

36 (d) Equipment. Listing of detailed description (make, model, and serial
37 number), hours of use, dates of use, and equipment rates. Equipment rates shall be determined
38 pursuant to [Section 109.5\(C\) of the SCDOT Standard Specifications Exhibit 14](#) as of the first date
39 when the affected Work related to the Relief Event Claim was performed.

40 (e) Contractor shall submit the full and final documentation of the Relief Event
41 Claim on a standardized form approved by SCDOT and shall certify the Relief Event Claim to be
42 accurate, truthful, and complete. Information submitted after the full and final documentation
43 Submittal will not be considered. No full and final documentation of Relief Event Claim will be
44 considered that does not have the same nature, scope (except for reductions) and

1 circumstances, and basis of the Relief Event Claim, as those specified in the Relief Event Notice
2 and any supplements submitted in accordance with [Section 14.1.2.3](#) and in the Relief Request.

3 **14.1.6 SCDOT Response to Final Documentation; Change Order**

4 14.1.6.1 SCDOT's failure to respond to a full and final documentation of a
5 Relief Event Claim arising out of a Relief Event within 45 days after receipt shall constitute
6 SCDOT's rejection of the Relief Event Claim, which shall thereafter constitute a Claim subject to
7 the Dispute Resolution Procedures.

8 14.1.6.2 If SCDOT finds the Relief Event Claim or any part thereof to be
9 valid, or if the Relief Event Claim or any part thereof is deemed to be valid as a result of
10 completion of the Dispute Resolution Procedures, SCDOT will:

11 (a) Deliver to Contractor Notice authorizing such partial or whole Relief Event
12 Claim;

13 (b) Pay such Relief Event Claim to the extent deemed valid as to Extra Work
14 Costs and Delay Costs, by one of the methods set forth in [Section 14.2.2](#) or an amount
15 determined to be reasonable if a price escalation due to a Force Majeure Event; and

16 (c) Grant a commensurate Completion Deadline adjustment, if applicable, as
17 provided in the Contract Documents.

18 (d) The Parties shall thereafter promptly execute a Change Order
19 documenting the Relief Event Claim or part thereof that SCDOT finds to be valid or that is upheld
20 through the Dispute Resolution Procedures.

21 **14.1.7 Waiver**

22 Time is of the essence in Contractor's delivery of its written Relief Event Notice,
23 supplemental Relief Event Notice and Relief Request. Accordingly:

24 14.1.7.1 If for any reason Contractor fails to deliver such written Relief
25 Event Notice or supplement thereto in substantial compliance with all applicable requirements:

26 (a) Within 45 days following the date (for purposes of this [Section 14.1.97](#),
27 the "starting date") on which Contractor first became aware (or should have been aware, using
28 all reasonable due diligence) of the Relief Event (or, in the case of a supplement, the new
29 consequences described in [Section 14.1.2.3](#)), Contractor shall be deemed to have irrevocably
30 and forever waived and released the portion of any Claim or right to relief for adverse effect
31 attributable to the Relief Event accruing after such 45-day deadline and until the date Contractor
32 submits the written Relief Event Notice or supplement thereto; and

33 (b) Within 90 days following the starting date, Contractor shall be deemed to
34 have irrevocably and forever waived and released any and all Claim or right to relief for any
35 adverse effect attributable to such Relief Event.

36 14.1.7.2 If for any reason Contractor fails to deliver such written Relief
37 Request in substantial compliance with all applicable requirements in [Section 14.1.3](#) within 45
38 days after the date of the Relief Event Notice, Contractor shall be deemed to have irrevocably
39 and forever waived and released any and all Claim or right to relief (including extension of the
40 Term) for any adverse effect attributable to such Relief Event.

41 **14.1.8 Open Book Basis**

1 Contractor shall share with SCDOT all data, Documents and information, and shall
2 conduct all discussions and negotiations, pertaining to a claimed Relief Event on an Open Book
3 Basis. Contractor shall designate all materials it considers confidential and trade secrets by
4 stamping or watermarking those Documents prior to submission.

5 **14.2 Payment for Extra Work Costs and Delay Costs**

6 **14.2.1** Except as provided otherwise in this Agreement, SCDOT will compensate
7 Contractor for Extra Work Costs and Delay Costs directly attributable to occurrence of a Relief
8 Event.

9 **14.2.2** SCDOT will compensate Contractor for amounts due for Extra Work Costs and
10 Delay Costs: (a) to the extent permitted by Law, as a lump sum payment; (b) as progress
11 payments invoiced as Work is completed; or (c) through any combination of the above, as
12 determined by SCDOT in its discretion but subject to [Section 14.2.5](#). Subject to [Section 14.3](#),
13 SCDOT will pay for any Extra Work Costs and Delay Costs resulting from SCDOT-Directed
14 Changes as progress payments invoiced as Work is completed.

15 **14.2.3** SCDOT will compensate Contractor as follows:

16 (a) Critical Path not affected: Allowable Contract Price Adjustment = Direct
17 Costs + (10% x Direct Costs)

18 (b) Critical Path affected: Allowable Contract Price Adjustment = Direct Costs
19 + Extended Job Site Overhead + (10% x (Direct Costs + Extended Job Site Overhead))

20 (c) Extended Job Site Overhead costs are set forth in Section 1000 of the
21 Technical Provisions **except for Relief Events with the date of occurrence greater than 600 days
22 from the issuance of NTP 1 and less than 1216 days from the issuance ~~issuance~~ of NTP 1.**

23 (d) For Relief Events with the date of occurrence greater than 600 days from
24 the issuance of NTP 1 and less than 1216 days from the ~~issuance~~ ~~issuance~~ of NTP 1, Extended
25 Job Site Overhead shall be determined by the following formula:

26
$$D = A \times C / B$$

27 Where: A = Original Contract Amount

28 B = Original Contract Time

29 C = 120%

30 D = Extended Jobsite Overhead rate per calendar day for compensable delays.

31 **14.2.4** SCDOT will provide Contractor with a Notice of the method chosen for paying
32 Contractor for the amounts of Extra Work Costs and Delay Costs owed.

33 **14.2.5** Following receipt of complete and conforming Claim documentation pursuant
34 to [Section 14.1.1](#) and [Section 14.1.2](#), if SCDOT chooses to compensate Extra Work Costs or
35 Delay Costs, as applicable, owed under this [Section 14.2](#):

36 (a) As a lump sum payment other than a negotiated fixed price, then payment
37 of all undisputed amounts will be due and owing not later than 21 calendar days after SCDOT's
38 receipt of all pertinent data, Documents and information on an Open Book Basis with respect to
39 such Extra Work Costs or Delay Costs, as applicable;

1 (b) As a lump sum payment that is a negotiated fixed price, then payment(s)
2 of all undisputed amounts will be due and owing not later than not later than 21 calendar days
3 after SCDOT receives from Contractor all documentation required pursuant to the negotiated
4 fixed price terms in order to receive scheduled payments under the negotiated fixed price terms
5 with respect to such Extra Work Costs or Delay Costs, as applicable; and

6 (c) As progress payments invoiced as Work is completed, then payment of all
7 undisputed amounts shall be due and owing not later than not later than 21 calendar days after
8 each date SCDOT receives from Contractor an invoice, not more often than monthly, of such
9 Extra Work Costs or Delay Costs incurred, as applicable, for such Work during the previous
10 month, which invoice shall be itemized as set forth in [Section 14.1.5](#) and by the components of
11 Extra Work Costs or Delay Costs, as applicable, allowable under [Section 109.5 of the SCDOT](#)
12 [Standard Specifications Exhibit 14](#).

13 **14.2.6** Subject to the provisions of [Section 14.2.2](#), if any portion of the Extra Work
14 Costs and Delay Costs consist of costs of design or construction to be performed, or other future
15 capital expenditures, then SCDOT will have no obligation to make advance payments and shall
16 have the right to pay such portion in monthly progress payments according to SCDOT's standard
17 practices and procedures for paying its contractors and applicable Laws.

18 **14.2.7** If SCDOT elects to make monthly or other periodic payments, at any later time
19 it may choose to complete compensation through a lump sum payment of the present value of
20 the remaining Extra Work Costs and Delay Costs.

21 **14.2.8** For the purpose of any discounting of future cost impacts, the Parties shall use
22 as the discount rate the then-applicable yield on U.S. Treasury bonds having a tenor closest in
23 length to the then-remaining length of the Term plus 100 basis points.

24 **14.2.9** Extra Work Costs and Delay Costs attributable to a Relief Event shall:

25 14.2.9.1 Exclude:

26 (a) Third-party entertainment costs, lobbying and political activity costs, costs
27 of alcoholic beverages, costs for first class travel in excess of prevailing economy travel costs,
28 and costs of club memberships, in each case to the extent that such costs would not be
29 reimbursed to an employee of SCDOT in the regular course of business; and

30 (b) Unallowable costs under the following provisions of the federal Contract
31 Cost Principles, 48 CFR §§ 31.205: 31.205-8 (contributions or donations), 31.205-13 (employee
32 morale, health, welfare, food service, and dormitory costs and credits), 31.205-14 (entertainment
33 costs), 31.205-15 (fines, penalties, and mischarging costs), 31.205-27 (organization costs),
34 31.205-34 (recruitment costs), 31.205-35 (relocation costs), 31.205-43 (trade, business,
35 technical and professional activity costs), 31.205-44 (training and education costs), and 31.205-
36 47 (costs related to legal and other proceedings).

37 14.2.9.2 Exclude amounts paid or to be paid to Affiliates in excess of the
38 pricing Contractor could reasonably obtain in an arms' length, competitive transaction with an
39 unaffiliated Subcontractor;

40 14.2.9.3 Exclude those costs incurred in investigating, analyzing, asserting,
41 pursuing or enforcing any Claim or Dispute, including legal, accounting, financial advisory, and
42 technical advisory fees and expenses, and including such costs in connection with preparing

1 Relief Event Notices, Relief Requests, and final documentation of Claims in respect of Relief
2 Events;

3 14.2.9.4 Consider any savings in costs or time resulting from the Relief
4 Event;

5 14.2.9.5 Be subject to Contractor's obligation to prevent and to mitigate cost
6 increases and augment cost decreases in accordance with Section 14.8; and

7 14.2.9.6 Exclude any amounts covered by applicable insurance required in
8 ~~Exhibit 7~~ ~~Exhibit 12~~, as more particularly provided in Section 14.5.

9 **14.2.10** SCDOT, at its election, may offset any amounts owing to Contractor in respect
10 of Relief Events against any amounts due and owing to SCDOT from Contractor pursuant to this
11 Agreement, such offset rights being in addition to SCDOT's offset rights under Section 18.2.3.

12 **14.3 Insurance Deductibles**

13 **14.3.1** No insurance policy, apart from any insurance policy providing coverage for a
14 Relief Event, shall have a deductible that exceeds \$~~1,000,000~~~~250,000~~ without SCDOT's written
15 consent.

16 **14.3.2** No insurance policy providing coverage for a Relief Event shall have a
17 deductible for each separate occurrence of a Relief Event greater than (a) the first \$50,000 of
18 Extra Work Costs, subject to adjustment as provided in Article 14 of the Agreement; and (b) the
19 amount equal to the Delay Costs for the first ten days of Delay to the Critical Path due to the Relief
20 Event, subject to an aggregate cap of 100 days.

21 14.3.2.1 The deductible limitation in the preceding paragraph for a Claim
22 arising out of a Relief Event shall not apply to a Claim seeking recovery for:

23 (a) An SCDOT-Directed Change; and

24 (b) A Relief Event set forth in clauses (a), (c), (d), (e), (i) (but only as to
25 SCDOT Releases of Hazardous Materials), (o) or (q) of the definition of Relief Event.

26 **14.4 Other Deductibles; Special Provisions**

27 Contractor's rights and remedies respecting certain Relief Events and Losses are subject
28 to the provisions of this Section 14.4. The provisions of this Section 14.4 supersede any contrary
29 provisions of this Agreement.

30 **14.4.1 Necessary Schematic ROW Changes**

31 14.4.1.1 A Necessary Schematic ROW Change shall arise only where
32 SCDOT determines within its good faith business judgment that it is not physically possible,
33 including through commercially reasonable design modifications, for Contractor to deliver the
34 Basic Configuration within the Schematic ROW.

35 14.4.1.2 With respect to a Necessary Schematic ROW Change:

36 (a) Contractor shall be entitled to **Extra Work Costs**, Delay Costs and
37 Completion Deadline adjustment only if (i) Contractor notifies SCDOT, by Relief Event Notice, of
38 the Necessary Schematic ROW Change, including a reasonable identification of the subject

1 property, within 360 days after NTP 1, (ii) SCDOT is unable to deliver access to the necessary
2 additional ROW for demolition and clearing within 90180 days after approving the corresponding
3 Condemnation Package, and (iii) the Delay affects the Critical Path. The percentage of Extra
4 Work Costs, Delay Costs and Completion Deadline adjustment to which Contractor shall be
5 entitled, however, shall vary based on when Contractor delivers to the appropriate Relief Event
6 Notice, as follows:

7 i. 100% if Contractor notifies SCDOT within 240120 days, inclusive, of
8 NTP 1;

9 ii. ~~75% if Contractor notifies SCDOT within 240 days, inclusive, of NTP~~
10 ~~1;~~

11 ~~(iii)(ii)~~ 50% if Contractor notifies SCDOT between 241 days and within 360
12 days, inclusive, of NTP 1; and

13 ~~(iv)(iii)~~ no compensation for Extra Work Costs and Delay Costs and no
14 Completion Deadline adjustment if Contractor notifies SCDOT on or after the 361st day after NTP
15 12.

16 ~~(b) Contractor shall bear Extra Work Costs for ROW Services and any re-~~
17 ~~design and construction costs for the necessary additional ROW, net of any savings in design~~
18 ~~and construction costs; and SCDOT will bear Extra Work Costs for environmental approvals,~~
19 ~~demolition and clearing, Utility Adjustments, Hazardous Materials Management and purchase~~
20 ~~price, severance damages, relocation assistance and title insurance for the necessary Additional~~
21 ~~ROW.~~

22 14.4.2 Project ROW Acquisition

23 If a Relief Event occurs under clause (ed) of the definition of Relief Event (concerning
24 SCDOT-Caused Delay) where SCDOT-Caused Delay is under clause (d) of such definition
25 (concerning a time period to make available to Contractor parcels being acquired) and such Relief
26 Event concerns Contractor-Designated ROW, then Contractor shall have no Claim to
27 compensation, Completion Deadline adjustment or Change Order on account of, and Contractor
28 shall have the sole risk arising out of:

29 (a) The refusal of any Governmental Entity that owns or controls Contractor-
30 Designated ROW to grant necessary rights of access, entry, and use to SCDOT after SCDOT
31 makes diligent efforts to negotiate acquisition of such Contractor-Designated ROW; or

32 (b) The holding by the court in any condemnation action for the taking of
33 Contractor-Designated ROW to the effect that: (i) SCDOT's power of eminent domain does not
34 extend to such Contractor-Designated ROW; or (ii) the proposed condemnation does not satisfy
35 legal requirements for necessity of the taking.

36 14.4.3 Utility Company Delay

37 The following limitations apply to the Relief Event set forth in clause (f) of the definition
38 thereof (concerning Utility Company Delay):

39 14.4.3.1 Contractor shall ~~not~~ be entitled to any Claim for Extra Work
40 Costs. ~~directly relating to Utility Company Delay, except as set forth in for Extra Work Costs~~
41 ~~allowable under Section 14.8.3 to mitigate Delay Costs and Contractor has satisfied the~~
42 ~~conditions set forth in Section 5.16.7.2.~~

1 ~~14.4.3.3~~ 14.4.3.2 Contractor shall not be entitled to any Claim for Delay Costs.
2 directly relating to a Utility Company Delay, described in clause (c) of the definition of Utility
3 Company Delay unless the applicable Utility Agreement precludes an adequate damages
4 remedy to Contractor for Utility Company delays.

5 ~~14.4.3.3~~ 14.4.3.3 Contractor is responsible for the amount equal to the Delay Costs
6 for the first 3060 days of Delay to the Critical Path due to each separate occurrence of a Utility
7 Company Delay, subject to an aggregate cap of 18090 days.

8 14.4.3.4 14.4.3.3 Contractor shall be entitled to Completion Deadline adjustment for
9 Delay to the Critical Path that is directly attributable to Utility Company Delay.

10 **14.4.4 Inaccurate Utility Information**

11 The following limitations apply to the Relief Event set forth in clause (hg) of the definition
12 thereof (concerning Inaccurate Utility Information)

13 14.4.4.1 Contractor's shall not be entitled to any Claim for compensation for
14 Extra Work Costs shall be limited to the aggregate Extra Work Costs of the Utility Work that
15 Contractor would not have incurred if the Utility Information had been reasonably accurate.

16 14.4.4.2 ~~Reserved~~ Contractor shall not be entitled to any Claim for Delay
17 Costs. Contractor shall not be entitled to any Claim for Delay Costs.

18 14.4.4.3 Contractor shall be entitled to a Completion Deadline adjustment
19 for Delay to the Critical Path that is directly attributable to Inaccurate Utility Information.

20 **14.4.5 Hazardous Materials**

21 14.4.5.1 This [Section 14.4.5](#) supersedes any Relief Event other than those
22 under clauses (h) and (i) of the definition of Relief Event that might otherwise be triggered by the
23 presence, existence or Release of Hazardous Materials.

24 14.4.5.2 If there occurs any Relief Event under clause (h) or (i) of the
25 definition of Relief Event, and if Contractor timely satisfies the terms and conditions for asserting
26 a Relief Event set forth in [Section 14.1](#), then SCDOT will pay the applicable Extra Work Costs
27 directly attributable to the handling, containment, storage, treatment, transport, removal,
28 remediation and disposal of such Hazardous Materials, subject to each of the following:

29 (a) Such Extra Work Costs shall be limited as set forth in Section 14.4.5.3 and
30 shall be subject to adjustment as provided in Section 14.5.

31 (b) If (ih) the Hazardous Materials are contained in soils or other solid
32 materials or objects that may be returned to trenches or other areas of excavation within or
33 adjacent to the Project ROW pursuant to regulations, policies or approvals of applicable
34 Governmental Entities, and (ii) the excavation of such contaminated soils or other solid materials
35 or objects is undertaken for any purpose or reason other than the fact of contamination, then the
36 Extra Work Costs shall be limited to the reasonable out-of-pocket costs of handling such
37 contaminated soils, materials and objects in excess of the out-of-pocket costs Contractor would
38 incur to handle the same if they were not contaminated.

39 (c) If the Hazardous Materials are contained in soils or other solid materials
40 or objects that are removed from the Site for any purpose or reason other than the fact of
41 contamination, then the Extra Work Costs for which SCDOT is liable shall be limited to the
42 incremental increase in out-of-pocket cost to excavate, handle, contain, haul, transport, remove,

1 remediate and dispose of the soils or other solid materials or objects over the out-of-pocket cost
2 to excavate, handle, contain, haul, transport, remove, remediate and dispose of such soils or
3 other solid materials or objects if they did not contain Hazardous Materials.

4 (d) If avoidance or remediation of such Hazardous Materials is capable of
5 being accomplished under applicable Laws and Governmental Approvals through measures less
6 costly than excavation, removal and off-site disposal of contaminated soil and groundwater, or
7 less costly than return to trenches and other areas of excavation, then SCDOT will only be liable
8 for the least costly alternative. Such alternate, less costly measures may include (i) design
9 modifications and construction techniques to avoid such Hazardous Materials or reduce the
10 quantities to be excavated, handled, contained, hauled, transported, removed, remediated and
11 disposed of off-site, and (ii) on-site containment and institutional controls. If, however, Contractor
12 demonstrates that the total cost of alternate measures, including Delay Costs to be borne by
13 Contractor, will exceed the total cost of excavation, removal and off-site disposal or return to
14 trenches and other areas of excavation, including Delay Costs to be borne by Contractor, then
15 Contractor shall not be obligated to implement the alternate measure. Contractor shall respond
16 to all reasonable requests by SCDOT for supporting information regarding such cost comparison.

17 (e) The Extra Work Costs available under this [Section 14.4.5.2](#) are subject to
18 the Claim Deductible, except with respect to SCDOT Releases of Hazardous Materials.

19 14.4.5.3 None of the following liabilities, costs, expenses and Losses shall
20 be chargeable against or reimbursable by SCDOT:

21 (a) Liabilities, costs, expenses and Losses to the extent attributable to
22 Contractor Releases of Hazardous Materials;

23 (b) Liabilities, costs, expenses and Losses that could be avoided by the
24 exercise of Good Industry Practice to mitigate and reduce cost, including exercise of Contractor's
25 duties to avoid and mitigate set forth in [Section 6.8.2](#);

26 (c) Costs and expenses to investigate and characterize Hazardous Materials
27 (including Phase I and Phase II Environmental Site Assessments), except with respect
28 to Hazardous Materials of an unexpected and extraordinary quantity or toxicity;

29 (d) Administrative and overhead expenses and profit of Contractor or its
30 Subcontractors arising out of or relating to Hazardous Materials, except for that of the
31 Subcontractor directly performing investigation, characterization and remediation of the
32 Hazardous Materials;

33 (e) Contractor Releases of Hazardous Materials;

34 (f) Liabilities, costs, expenses and Losses incurred attributable to acts or
35 omissions of any Contractor-Related Entity that exacerbates release of, or costs to excavate,
36 handle, contain, haul, transport, remove, remediate or dispose of Hazardous Materials or
37 SCDOT Releases of Hazardous Materials;

38 (g) Liabilities, costs, expenses and Losses incurred if SCDOT is not afforded
39 the opportunity to inspect sites containing Hazardous Materials or SCDOT Releases of
40 Hazardous Materials before Contractor takes any action which would inhibit SCDOT's ability to
41 ascertain, based on a site inspection, the nature and extent of the Hazardous Materials, except
42 for Contractor's Emergency actions necessary to stabilize and contain a sudden release or
43 otherwise required by Law to immediately address the Emergency;

1 (h) Liabilities, costs, expenses and Losses with respect to Hazardous
2 Materials in, on or under Contractor-Designated ROW, Replacement Utility Property Interests
3 (except if Section 14.5.2 applies) or Additional Areas; and

4 (i) Liabilities, costs, expenses and Losses with respect to Hazardous
5 Materials in, on or under locations Contractor is required to avoid pursuant to the Technical
6 Provisions.

7 14.4.5.4 Extra Work Costs for off-site disposal of soils contaminated with
8 Hazardous Materials for which SCDOT is liable under this Section 14.4.5 shall be determined by
9 applying the same unit price (per ton or cubic yard) that applies to Contractor under the
10 Subcontract with respect to off-site disposal of Hazardous Materials of similar character for which
11 Contractor is not compensated by SCDOT. If no such unit price is stated in the Subcontract,
12 then the unit price shall not exceed the unit price SCDOT could obtain through competitive low
13 bid from a qualified contractor for such Work.

14 **14.4.6 Reserved Differing Site Conditions**

15 Contractor's entitlement to Extra Work Costs, Delay Costs and Completion Deadline
16 adjustment for Differing Site Conditions shall be subject to the following conditions:

17 ~~14.4.6.1 Responsibility of SCDOT for Differing Site Conditions~~

18 ~~(a) Type 1~~

19 ~~SCDOT is responsible for only Type 1 Differing Site Conditions that exist~~
20 ~~throughout a specified area around each SCDOT provided test hole, as listed in the TPA 711-1~~
21 ~~Geotechnical Subsurface Data Report. For purposes of the Type 1 portion of the definition of~~
22 ~~Differing Site Conditions, "reasonably assumed to exist" means that the geotechnical and~~
23 ~~geological conditions indicated with respect to each SCDOT test hole exist throughout an area~~
24 ~~represented by a five-foot radius drawn from the center of the test hole.~~

25 ~~(b) Type 2~~

26 ~~SCDOT is responsible for only the following Type 2 Differing Site Conditions:~~
27 ~~i. The discovery at the Site of any archaeological, paleontological,~~
28 ~~biological or cultural resource; provided that the existence of such resource was not disclosed by~~
29 ~~SCDOT to the Contractor;~~
30 ~~ii. The discovery at the Site of any species listed as threatened or~~
31 ~~endangered under the Federal or State Endangered Species Act, except for those species~~
32 ~~disclosed as threatened or endangered by SCDOT to the Contractor;~~
33 ~~iii. The discovery at the Site of any unusual manmade object or~~
34 ~~manmade condition not normally found in subsurface material; or~~
35 ~~iv. The discovery at, near or on the Site of any unexpected artesian~~
36 ~~condition as determined by SCDOT.~~

37 ~~14.4.6.2 Responsibility of Contractor for Differing Site Conditions~~

38 ~~(a) Contractor shall assume responsibility for all other Differing Site Conditions~~
39 ~~not identified as Type 1 or Type 2.~~

40 ~~14.4.6.3 Notification and Relief for Differing Site Conditions~~

1 ~~-(a) During progress of the D&C Work, if Differing Site Conditions are~~
2 ~~encountered, Contractor shall promptly notify SCDOT thereof telephonically or in person, to be~~
3 ~~followed by notification within five (5) calendar days. Contractor shall be responsible for~~
4 ~~determining the appropriate action to be undertaken, subject to concurrence by SCDOT. If any~~
5 ~~Governmental Approvals specify a procedure to be followed, then Contractor shall follow the~~
6 ~~procedure set forth in the Governmental Approvals.~~

7 ~~-(b) Contractor shall bear the burden of proving that a Differing Site Condition~~
8 ~~exists and that Contractor could not reasonably have worked around the Differing Site Condition~~
9 ~~so as to avoid additional cost or Delay.~~

10 ~~-(c) Each Relief Event Notice and Relief Request relating to a Differing Site~~
11 ~~Condition shall include a statement setting forth all relevant assumptions made by Contractor~~
12 ~~with respect to the condition of the affected area, justifying the basis for such assumptions,~~
13 ~~explaining exactly how the existing conditions differ from those assumptions, and stating the~~
14 ~~efforts Contractor undertook to find alternative design or construction solutions to eliminate or~~
15 ~~minimize the problem and the associated costs.~~

16 ~~-(d) Unless Contractor proves that a Differing Site Condition exists in an~~
17 ~~affected area, Contractor shall not be entitled to additional compensation or Completion Deadline~~
18 ~~adjustment in connection with work stoppages in the affected area during the period of time~~
19 ~~Contractor investigates conditions in the affected area.~~

20 ~~-(e) Contractor shall not be entitled to any Extra Work Costs, Delay Costs or~~
21 ~~Completion Deadline adjustment for Differing Site Conditions in, on or under Contractor-~~
22 ~~Designated ROW, Replacement Utility Property Interests (except if Section 14.4 applies) or~~
23 ~~Additional Areas.~~

24 **14.4.7 Change in Law**

25 14.4.7.1 New or revised State, **or** Federal **or** Local statutes adopted after
26 the Setting Date that change, add to or replace applicable standards, criteria, requirements,
27 conditions, procedures and specifications, including Safety Standards relating to the D&C Work,
28 as well as revisions to the Technical Provisions to conform to such new or revised State statutes,
29 shall be treated as a Change in Law (clause (m) of the definition of Relief Event) rather than an
30 SCDOT-Directed Change to Technical Provisions; provided, however, that changes in Utility
31 Standards caused by new or revised State statutes shall constitute neither a Change in Law nor
32 an SCDOT-Directed Change.

33 **14.4.8 ~~Reserved~~Change in Utility Adjustment Standards**

34 ~~Contractor shall not be entitled to any Claim for Delay Costs due to a Change in Utility~~
35 ~~Adjustment Standards.~~

36 **14.4.9 Revised IMR Review Delay**

37 14.4.9.1 Contractor shall not be entitled to any Claim for Extra Work Costs
38 relating to revised IMR Review Delay, except for Extra Work Costs allowable under Section
39 14.8.3 to mitigate Delay Costs.

40 14.4.9.2 Contractor shall be entitled to Completion Deadline adjustment for
41 Delay to the Critical Path that is directly attributable to revised IMR Review Delay.

1 14.4.9.3 FHWA retains final approval authority of the revised IMR after
2 affirmative determination of safety, operational, and engineering acceptability. Any Delay caused
3 by pursuing final approval by FHWA or disapproval of the revised IMR shall not entitle Contractor
4 to an increase in the Contract Price, adjustment of a Completion Deadline or any other Claim, or
5 otherwise constitute a Relief Event.

6 **14.5 Insurance Adjustments**

7 **14.5.1** Application of insurance proceeds in the event of any Loss, damage or
8 destruction to the Project is governed by [Section 11.3](#).

9 **14.5.2** In all other circumstances, each Claim seeking the recovery of compensation
10 for Extra Work Costs and Delay Costs, as applicable, shall be net of all insurance **required to be**
11 **carried pursuant to the Contract Documents available to Contractor**, or deemed to be self-insured
12 by Contractor under [Section 11.2](#), with respect to the Relief Event giving rise to the Extra Work
13 Costs or Delay Costs. The amount of such insurance or deemed self-insurance shall be netted
14 out before determining the amount of Extra Work Costs and Delay Costs to be charged against
15 the Claim Deductible.

16 **14.6 Effect of Relief Events on Completion Deadlines, Performance, and Contractor** 17 **Default**

18 **14.6.1** Subject to satisfaction of any conditions or requirements set forth in the
19 Contract Documents, including in [Section 14.4](#), Contractor shall be entitled to extension of
20 applicable Completion Deadlines by the period that the end of the Critical Path extends beyond
21 the original Completion Deadline due to any Relief Event Delay that **(a) is not concurrent with any**
22 **other delay which is not caused by a Relief Event and (b)** Contractor cannot reasonably avoid
23 through mitigation as required under [Section 14.8](#).

24 **14.6.2** Contractor shall not be excused from timely payment of monetary obligations
25 under this Agreement due to the occurrence of a Relief Event. Contractor shall not be excused
26 from compliance with the Contract Documents or applicable Laws due to the occurrence of a
27 Relief Event, except temporary inability to comply due solely and directly to the Relief Event.

28 **14.6.3** Contractor shall be entitled to rely upon the occurrence of a Relief Event as a
29 defense against a Contractor Default where the occurrence of the Relief Event causes such
30 Contractor Default.

31 **14.7 Exclusive Relief; Release of Claims**

32 The relief provided through agreement or pursuant to Dispute Resolution Procedures for
33 a Relief Event shall represent the sole right to compensation, damages, and other relief from the
34 adverse effects of a Relief Event. As a condition precedent to SCDOT's obligation to pay any
35 compensation amount or grant or abide by such relief, Contractor shall execute a full,
36 unconditional, irrevocable waiver and release, in form reasonably acceptable to SCDOT, of any
37 other Claims, Losses or rights to relief associated with such Relief Event that is not the subject of
38 a Dispute.

1 **14.8 Prevention and Mitigation**

2 **14.8.1** Contractor shall be entitled to the relief and protection provided under this
3 Section 14 only if the occurrence of a Relief Event and the effects of such occurrence:

4 (a) Are beyond the reasonable control of Contractor-Related Entities;

5 (b) Are not due to any act, omission, negligence, recklessness, willful
6 misconduct, fault, breach of contract, or breach of the requirements of the Contract Documents,
7 or violation of Law or a Governmental Approval of or by any of the Contractor-Related Entities;
8 and

9 (c) Could not have been avoided by the exercise of caution, due diligence or
10 reasonable efforts by Contractor-Related Entities.

11 **14.8.2** Contractor shall take all steps reasonably necessary to mitigate the
12 consequences of any Relief Event, including all steps that would generally be taken in accordance
13 with Good Industry Practice.

14 **14.8.3 Re-sequencing and Re-scheduling of Work**

15 14.8.3.1 Without limiting [Section 14.8.2](#), Contractor shall not be entitled to
16 submit a Claim for Extra Work Costs, Delay Costs, Completion Deadline adjustment or other
17 relief for impacts that could have been avoided through re-sequencing and re-scheduling of the
18 Work or other work-around measures the cost of which is justified by equal or greater savings in
19 Extra Work Costs and Delay Costs.

20 14.8.3.2 Whenever a Relief Event occurs and Contractor submits an
21 original or supplemental Relief Event Notice for Extra Work Costs or Delay Costs, Contractor
22 shall concurrently submit to SCDOT an analysis of potential re-sequencing, rescheduling and
23 other work-around measures and a comparison of the estimated costs thereof to the estimated
24 savings in the Extra Work Costs or Delay Costs that would result.

25 14.8.3.3 Contractor shall cooperate with SCDOT thereafter to identify the
26 resequencing, re-scheduling and other work-around measures that will maximize mitigation of
27 costs to SCDOT considering the cost of potential re-sequencing, re-scheduling and other work-
28 around measures.

29 14.8.3.4 SCDOT will compensate Contractor for the reasonable costs of re-
30 sequencing, re-scheduling and other work-around measures authorized in writing by SCDOT
31 pursuant to this provision, in the same manner it compensates for Extra Work Costs and Delay
32 Costs under Section 14.2.

33 **14.8.4** Without limiting [Section 14.8.3](#), if any claim is asserted or administrative
34 proceeding, litigation or other legal action is brought against Contractor by any third party (other
35 than a Contractor-Related Entity) seeking relief that would or could entitle Contractor to Extra
36 Work Costs, Delay Costs or Completion Deadline adjustment if determined adversely to
37 Contractor, then Contractor, at its expense, shall defend against such claim, administrative
38 proceeding, litigation or other legal action diligently and professionally, shall not interfere with or
39 resist SCDOT's intervention in the claim negotiations or administrative proceeding, litigation or
40 other legal action, and shall actively assist and cooperate with SCDOT in its defense against the
41 claim, administrative proceeding, litigation or other legal action. At the request of either Party,
42 both Parties shall enter, or cause their respective legal counsel to enter, a joint defense agreement

1 setting forth terms for their joint cooperation and defense. The Parties also may mutually choose,
2 but are not obligated, to be jointly represented by legal counsel in such administrative proceeding,
3 litigation or other legal action.

4 **14.8.5** For further mitigation obligations of Contractor respecting Hazardous Materials
5 and Recognized Environmental Conditions, refer to [Section 6.8.2](#).

6 **14.9 Limitations**

7 **14.9.1 Acceleration Costs**

8 14.9.1.1 Acceleration costs shall be compensable hereunder only with
9 express written direction by SCDOT to Contractor to accelerate its efforts as **and** evidenced by a
10 Change Order **or Utility Risk Event Order** issued by SCDOT.

11 14.9.1.2 Acceleration costs are those fully documented increased costs
12 reasonably incurred by Contractor (i.e., costs over and above what Contractor would otherwise
13 have incurred) that are directly attributable to increasing the performance level of the Work in an
14 attempt to complete necessary activities of the Work earlier than otherwise anticipated, such as
15 for additional equipment, additional crews, overtime and shift premiums, increased supervision,
16 and any unexpected movement of materials, equipment, or crews necessary for resequencing
17 in connection with acceleration efforts. Acceleration costs shall not include any costs for
18 disruption damages as described below.

19 **14.9.2 No Disruption Damages**

20 Disruption damages, whether from a single event or continual, multiple or repetitive
21 events, are not allowed or recoverable under this Agreement. Disruption damages include costs
22 of (i) rearranging Contractor's Work plan not associated with an extension of any Completion
23 Deadline, and (ii) loss of efficiency, momentum or productivity.

24 **14.10 Burden of Proof**

25 Notwithstanding anything to the contrary in this [Article 14](#), Contractor bears the burden of
26 proving both the occurrence of a Relief Event and the resulting direct and adverse impacts on
27 Contractor.

1 **Article 15.**
2 **SCDOT-DIRECTED CHANGES; CONTRACTOR CHANGES; FORCE ACCOUNT DIRECTIVE**
3 **LETTERS**

4 **15.1 SCDOT-Directed Changes**

5 **15.1.1 SCDOT's Right to Issue Change Order**

6 15.1.1.1 SCDOT may for any reason, at any time and from time to time,
7 without Notice to any Surety, authorize or require, pursuant to a Change Order, changes in the
8 Work (including reductions in the scope of the Work) or in terms and conditions of the Technical
9 Provisions (including changes in the standards applicable to the Work).

10 15.1.1.2 SCDOT also shall have the right to issue a Change Order for any
11 other event that the Contract Documents expressly state shall be treated as an SCDOT-Directed
12 Change.

13 15.1.1.3 Such alterations and changes shall be documented through
14 issuance of an SCDOT-Directed Change or Force Account Directive Letter. No Document,
15 including any field directive, shall be valid, effective or enforceable as a Change Order unless
16 expressly identified as a "Change Order" and signed by SCDOT Construction Alternative
17 Delivery Engineer or by other SCDOT individual identified in a written Notice from SCDOT's
18 Construction Alternative Delivery Engineer to Contractor as having authority to execute Change
19 Orders.

20 **15.1.2 Request for Change Proposal**

21 15.1.2.1 If SCDOT desires to issue an SCDOT-Directed Change or to
22 evaluate whether to initiate such a change, then SCDOT may, in its discretion, issue a Request
23 for Change Proposal to Contractor. The Request for Change Proposal shall set forth the nature,
24 extent and details of the proposed SCDOT-Directed Change.

25 15.1.2.2 Within five Business Days after Contractor receives a Request for
26 Change Proposal, or such longer period to which the Parties may mutually agree, SCDOT and
27 Contractor shall consult to define the proposed scope of the change. Within five Business Days
28 after the initial consultation, or such longer period to which the Parties may mutually agree,
29 SCDOT and Contractor shall consult concerning the estimated financial, schedule and other
30 impacts.

31 **15.1.3 Response to Request for Change Proposal**

32 As soon as possible through the exercise of diligent efforts, and in any event within 60
33 days, following SCDOT's delivery to Contractor of the Request for Change Proposal, Contractor
34 shall provide SCDOT with a detailed assessment of the cost, schedule, and other impacts of the
35 proposed SCDOT-Directed Change, including the following:

36 (a) Contractor's detailed estimate of the impacts on costs of carrying out the
37 proposed SCDOT-Directed Change, including any Extra Work Costs or Delay Costs;

38 (b) If the Change Notice is issued prior to the Final Completion Date, the effect
39 of the proposed SCDOT-Directed Change on the Project Schedule, including achievement of the
40 Completion Deadlines, taking into consideration Contractor's duty to mitigate any Delay; and

1 (c) Any other relevant information related to carrying out the proposed
2 SCDOT-Directed Change.

3 **15.1.4 Negotiation and Directed Changes**

4 15.1.4.1 Following SCDOT's receipt of Contractor's detailed assessment
5 and of such further assessment by SCDOT and its consultants of the cost, schedule and other
6 impacts of the proposed SCDOT-Directed Change, SCDOT and Contractor shall exercise good
7 faith efforts to negotiate a mutually acceptable Change Order, including: (a) if applicable,
8 adjustment of the Completion Deadlines; and (b) either (i) if applicable, any Extra Work Costs or
9 Delay Costs to which Contractor is entitled, and the timing and method for payment of any Extra
10 Work Costs or Delay Costs (in accordance with [Section 14.2.5](#)) or (ii) if applicable, any net cost
11 savings and schedule savings to which SCDOT is entitled under [Section 15.1.6](#) and the timing
12 and method for realizing such cost savings.

13 15.1.4.2 If SCDOT and Contractor are unable to reach agreement on a
14 Change Order, SCDOT may, in its discretion, resolve the Dispute according to the Dispute
15 Resolution Procedures without issuing a Force Account Directive Letter, or deliver to Contractor
16 a Force Account Directive Letter pursuant to [Section 15.3.1](#) directing Contractor to proceed with
17 the performance of the Work in question notwithstanding such disagreement. Upon receipt of
18 such Force Account Directive Letter, pending final resolution of the relevant Change Order
19 according to the Dispute Resolution Procedures: (a) Contractor shall implement and perform the
20 Work in question as directed by SCDOT; and (b) SCDOT will make interim payment(s) to
21 Contractor on a monthly progress payment basis for the reasonable documented Extra Work
22 Costs and Delay Costs in question, subject to subsequent adjustment through the Dispute
23 Resolution Procedures.

24 **15.1.5 Payment and Schedule Adjustment**

25 SCDOT will be responsible for payment of the Extra Work Costs or Delay Costs agreed
26 upon or determined through the Dispute Resolution Procedures (through one of the payment
27 mechanisms set forth in [Section 14.2.5](#)), and the Project Schedule and Completion Deadlines
28 shall be adjusted as agreed upon or determined through the Dispute Resolution Procedures, and
29 in accordance with [Section 14.6](#), to reflect the effects of the Change Order.

30 **15.1.6 Reductive SCDOT-Directed Changes**

31 15.1.6.1 In addition to a Request for Change Proposal, SCDOT may deliver
32 to Contractor a written Notice that, in SCDOT's opinion, SCDOT-Directed Change will reduce
33 Contractor costs, or save time. In such event, SCDOT may prepare an analysis and a detailed
34 assessment of the advantageous cost and schedule impacts of the proposed SCDOT-Directed
35 Change, either independently of or in reply to Contractor's written response, including the
36 following:

37 (a) SCDOT's detailed estimate of the advantageous impacts on costs of
38 carrying out the proposed SCDOT-Directed Change;

39 (b) If the written Notice is issued prior to the Final Completion Date, the effect
40 of the proposed SCDOT-Directed Change on shortening the Project Schedule and Completion
41 Deadlines; and

42 (c) Any other relevant information related to carrying out the proposed
43 SCDOT-Directed Change.

1 15.1.6.2 Contractor and SCDOT thereafter shall cooperate in good faith to
2 mutually determine the estimated net cost savings and time savings, if any, attributable to the
3 Request for Change Proposal. Any Dispute regarding such savings shall be resolved according
4 to the Dispute Resolution Procedures.

5 15.1.6.3 SCDOT will be entitled to 100% of the estimated net cost savings,
6 if any, attributable to any reductive SCDOT-Directed Change. Such net cost savings shall
7 include the net reduction, if any, in labor, material, equipment and overhead costs associated
8 with SCDOT-Directed Change. Contractor shall pay such savings to SCDOT: (a) as periodic
9 payments over the Term; (b) as an adjustment to the Monthly Disbursement over the Term; (c)
10 through a reduction in the Term; or (d) through any combination of the above, as selected by
11 SCDOT. SCDOT also may take such reduction in labor, material, equipment and overhead costs
12 as a credit against SCDOT's liability for Extra Work Costs and Delay Costs during the Term. If
13 SCDOT selects periodic payments over the Term, such payments shall be due and owing to
14 SCDOT monthly on the last day of each month.

15 ~~15.1.6.4 SCDOT will be entitled to 100% of the effect of the proposed~~
16 ~~SCDOT-Directed Change on shortening the Project Schedule and Completion Deadlines.~~

17 **15.2 Contractor Changes**

18 **15.2.1** By submittal of a written Change Request using a form approved by SCDOT,
19 Contractor may request SCDOT to approve:

20 (a) Modifications to the Technical Provisions;

21 (b) Modifications to Contractor's Proposal commitments as set forth in Exhibit
22 **2-3**; or

23 (c) Adjustments to the Project ROW or Temporary Construction Easements
24 not already indicated in Contractor's Schematic Design.

25 The Contract Change Request shall set forth Contractor's detailed estimate of net impacts
26 (positive and negative) on costs and schedule attributable to the requested change, consistent
27 with applicable provisions of this Agreement.

28 **15.2.2** SCDOT, in its discretion (and, if it so elects, after receiving a comprehensive
29 report, at no cost to SCDOT, from an independent engineer regarding the proposed Contract
30 Change Request), may accept or reject any Contract Change Request proposed by Contractor.
31 If SCDOT accepts such Contract Change Request, Contractor shall execute a Change Order and
32 shall implement such change in accordance with the Change Order, applicable Technical
33 Provisions, the Project Management Plan, Good Industry Practice and all applicable Laws. No
34 acceptance shall be deemed to take effect unless documented in a written Change Order signed
35 by SCDOT's Authorized Representative or by his/her designee appointed in writing. No such
36 Change Order shall constitute an SCDOT-Directed Change regardless of its title, designation or
37 wording.

38 **15.2.3** Contractor shall solely bear the risk of any increase in the costs of the D&C
39 Work or other costs, and for any additional risks, resulting from a Contract Change Request
40 accepted by SCDOT. Contractor shall not be entitled to any extension of the Project Schedule
41 and Completion Deadlines for Delays or other impacts resulting from a Contract Change Request
42 accepted by SCDOT.

1 **15.2.4** Reserved

2 **15.2.5** Reserved

3 **15.2.6** Contractor may implement and permit a Utility Company to implement, without
4 a Change Request or Change Order, changes to a Utility Adjustment design that do not vary from
5 the Technical Provisions.

6 **15.2.7** No Change Request shall be required to implement any change to the Work
7 that is not a Deviation and is not specifically regulated or addressed by the Contract Documents
8 or applicable Law.

9 **15.2.8** Certain minor changes without significant cost savings may be approved in
10 writing by SCDOT as Deviations, as described in Section 6.2.4 and Section 8.1.2.6, and in such
11 event shall not require a Change Order. Any other change in the requirements of the Contract
12 Documents shall require a Change Order.

13 **15.3 Force Account Directive Letters**

14 **15.3.1** SCDOT may at any time issue a Force Account Directive Letter to Contractor
15 regarding any matter for which a Change Order can be issued or in the event of any Dispute
16 regarding the scope of the Work or whether Contractor has performed in accordance with the
17 requirements of the Contract Documents. No Document, including any field directive, shall be
18 valid, effective or enforceable as a Directive Letter unless expressly identified as a “Force Account
19 Directive Letter” and signed by SCDOT Project director.

20 **15.3.2** The Force Account Directive Letter will describe the Work in question and, if
21 the Force Account Directive Letter concerns a matter for which a Change Order can or will be
22 issued, will provide for, as applicable, payment of Extra Work Costs and Delay Costs, if any, or
23 reductions in compensation, if any, and schedule adjustment, if any, directly attributable to such
24 matters.

25 **15.3.3** Contractor shall proceed immediately as directed in the Force Account
26 Directive Letter, pending the execution of a formal Change Order (or, if the Force Account
27 Directive Letter states that the Work is within Contractor’s original scope of Work or is necessary
28 to comply with the requirements of the Contract Documents, Contractor shall proceed with the
29 Work as directed but shall have the right to assert a Claim that an SCDOT-Directed Change has
30 occurred).

31 **15.3.4** The fact that a Force Account Directive Letter was issued by SCDOT will not
32 be considered evidence that in fact an SCDOT-Directed Change occurred. The determination
33 whether an SCDOT-Directed Change in fact occurred shall be based on an analysis of the original
34 requirements of the Contract Documents and a determination as to whether the Force Account
35 Directive Letter in fact constituted a change in those requirements.

1 **Article 16.**
2 **RAILROAD**

3 **16.1 Railroad Coordination**

4 **16.1.1** Contractor shall be responsible for all coordination, monitoring, and otherwise
5 undertake the necessary efforts to coordinate the Work with any affected Railroad, including but
6 not limited to, review of Submittals, holding and attending meetings, correspondence, and
7 entering into necessary agreements rights of entry as may be necessary to perform the Work.

8 **16.1.2** Contractor shall include SCDOT in all correspondence as pertains to Railroad
9 coordination. All such correspondence shall include the Railroad file number and Railroad
10 milepost information and such other Project- and Railroad-specific information SCDOT may
11 reasonably require.

12 **16.1.3** Except as otherwise expressly set forth herein, Contractor shall bear the
13 burden of Railroad coordination without entitlement to any Extra Work Costs, Delay Costs or
14 extension to the Completion Deadlines. For avoidance of doubt, this includes specifically
15 observing, and conducting the Work, so as to comply with the Railroad's public procurement
16 manual/guidelines, as may be updated from time to time, as well as those other requirements set
17 forth in Section 150 of the Technical Provisions; provided, however, that Contractor may seek
18 revisions to, or Deviations from, such Railroad requirements with the Railroad's and SCDOT's
19 approval.

20 **16.2 Right of Entry**

21 Contractor shall apply for and obtain approval from the Railroad for all required right of entry
22 agreements necessary for the Project, including but not limited to, rights of entry to conduct
23 surveys and borings. Contractor shall apply for right of entry 120 days prior to commencing Work
24 where a right of entry is required.

25 **16.3 Railroad Costs, Railroad Design Reviews**

26 **16.3.1** Contractor shall be responsible for the cost of Railroad coordination and any
27 other cost for services provided by the Railroad or the Railroad's Agent that exceeds
28 \$4,000,000.00. ~~the Preliminary Engineering and Construction Force Account Estimates provided~~
29 ~~in Technical Provision Attachments, or as modified by an approved ATC. This includes all~~
30 ~~expenses such as Railroad flagging operations and Railroad design reviews. Contractor shall also~~
31 ~~be responsible for all costs associated with designing and constructing the Project on or within~~
32 ~~Railroad Property or right of way. Contractor shall be responsible for all coordination, monitoring,~~
33 ~~and otherwise undertake the necessary efforts to work with the involved Railroad or Railroad~~
34 ~~Companies (Railroad), including but not limited to, sending Plans, meetings, correspondence,~~
35 ~~phone calls, writing/reviewing right of entry agreement, as may be necessary to perform Work on~~
36 ~~or within 50 feet of Railroad Property, needed for the construction of the Project. All~~
37 ~~correspondence shall include the Railroad file number and Railroad milepost information.~~
38 ~~Contractor shall provide Project specific information and Railroad coordination material to SCDOT~~
39 ~~as set forth in Section 150 of the Technical Provisions.~~

40 **16.3.2** ~~SCDOT will be responsible for Railroad cost of the prevailing industry flagging~~
41 ~~rate plus overhead for the flagging expenses and associated flagging condition, including any~~
42 ~~inflation or rate increases, up to those durations outlined in Attachment B, or as modified by an~~

1 approved ATC, and Contractor, within the Contract Price, shall be responsible to the Railroad for
2 costs at such rates, with such markups, for durations at or beyond those outlined in Section 150
3 of the Technical Provisions. As the Railroad may update such information from time to time,
4 Contractor shall bear the additional burden as well as benefit from any reduced burden in
5 connection with any such updated information without adjustment to the Contract Time or the
6 Contract Price; provided however, that such updated information shall be part of these technical
7 requirements without further action by the Parties; provided, further, that if SCDOT desires that
8 Contractor perform some or all of the original scope of the Work as relates to Railroad's reduced
9 burden, then Contractor shall comply with such direction, without abrogating Contractor's
10 responsibility for the design of the Project.

11 **16.3.3** Contractor shall establish design review time frames and package Submittals
12 consistent with the earlier of those required hereunder or as may be requested by the Railroad in
13 order to mitigate the costs for Railroad review. SCDOT will be responsible for all costs associated
14 with Railroad design review of the Contractor's design Plans, including any inflation or rate
15 increases, up to those durations outlined in Section 150 of the Technical Provisions or as modified
16 by an approved ATC.

17 **16.4 Relief for Certain Railroad Costs, Delays**

18 **16.4.1** Contractor shall have no right to make a Claim under this clause and shall bear
19 either or both of any additional costs or Delays to the then-current Project Baseline Schedule,
20 arising out of, relating to, or resulting from any breach of this Agreement ~~or of the provisions of~~
21 ~~the Railroad Agreements assigned or delegated to Contractor~~, any negligence, recklessness,
22 willful misconduct, fraud, or violation of any applicable Law, Governmental Approval or permit by
23 or on behalf of Contractor. Contractor shall bear the burden of proving that any Delay to the
24 Project Baseline Schedule could not have reasonably been mitigated or avoided.

25 **16.4.2** So long as Contractor has met its burden of proof described above, then,
26 subject to the conditions below, Contractor shall be entitled to a Contract Change Request that
27 provides for, in each case without double counting for Concurrent Delays for which Contractor
28 would otherwise be entitled to relief:

29 16.4.2.1 Additional time, on a day-by-day basis, to achieve Substantial
30 Completion for each day of Delay to the Project Baseline Schedule which results in an identifiable
31 and measurable Delay of an activity on the Critical Path under the then-current Project Baseline
32 Schedule, after consumption of all then-available Float.

33 16.4.2.2 Actual, direct, and documented costs incurred solely and directly
34 attributable following notification of Delays to the Critical Path reflected on the most recent
35 agreed Project Baseline Schedule in excess of 390 days of Delay. The 390 days may comprise
36 consecutive impact periods. After 390 days the Contractor and SCDOT shall share impact costs
37 on an equal basis for 391-1890 days. After 1890 days SCDOT will be responsible for cost of
38 Delays to the Critical Path reflected on the most recent agreed Project Baseline Schedule.

39 ~~16.4.2.2~~ 16.4.2.3 In certain cases where Railroad is not cooperating with Contractor
40 or SCDOT, SCDOT may, in its discretion and where applicable Law authorizes SCDOT to take
41 unilateral action, issue a Force Account Directive Letter directing Contractor to proceed with
42 ~~a~~ without an agreement or other written consent by the Railroad. If SCDOT directs Contractor to
43 perform Work pursuant to this Section 16, then Contractor, ~~without cost to SCDOT pursuant to~~
44 ~~the provisions of Section 15.3 and Subsection 109.5 of the SCDOT Standard Specifications,~~
45 shall proceed with such Work as if Contractor has entered into an agreement with Railroad

1 providing for Contractor to perform such Work, and shall perform such Work in accordance with
2 applicable standards and the requirements of the Contract Documents otherwise applicable to
3 Contractor's performance of Work in and around Railroad.

4 **16.4.3** Contractor's entitlement to a change order above is subject to the following
5 additional limitations:

6 16.4.3.1 Contractor shall not be entitled to any disruption damages in
7 connection with any additional costs claimed with respect to any Railroad-related Delay;

8 16.4.3.2 Contractor shall not be entitled to any punitive, indirect, special,
9 incidental, or consequential damages in connection with any additional costs claimed above; and

10 16.4.3.3 Delay costs shall be limited to those as listed in Section 105.16.5
11 of the SCDOT Standard Specifications 2007 as revised; and

12 ~~16.4.3.4 Contractor shall not be entitled to an extension of time or additional
13 costs if the delay arising out of, relating to, or resulting from Railroad participation in the Project
14 is concurrent with any other unrelated delay to an activity on the critical path under the then-
15 current Project Baseline Schedule for which Contractor is responsible under this Agreement.~~

16 16.5 Progress Payments Reduction

17 ~~Once the Railroad Agreements are executed,~~ SCDOT shall review and administer the invoices
18 for costs received from the Railroad. The approved Railroad invoiced amount that exceeds
19 \$4,000,000 ~~the Preliminary Engineering and Construction Force Account Estimates provided in~~
20 ~~Technical Provision Attachments Section 150 Attachment B,~~ or as modified by an approved ATC,
21 will be deducted from Contractor's Progress Payments ~~after payments are made to the~~
22 ~~Railroad due and owing to the Contractor.~~

23 16.6 Separate Utility Agreement

24 Contractor is advised that all Utility Adjustments required within Railroad right of way or property
25 will require separate agreements between the affected Utility Owner and the Railroad. Contractor
26 shall notify the Utility Owner that it needs to obtain a Railroad encroachment permit. Contractor
27 shall be responsible for all coordination necessary for the Utility Owner to obtain permits for Utility
28 Adjustments within Railroad property.

1 **Article 17.**
2 **SUSPENSION**

3 **17.1 Suspensions for Convenience**

4 **17.1.1** SCDOT may, at any time and for any reason order Contractor to suspend all
5 or any part of the Work required under the Contract Documents for the period of time that SCDOT
6 deems appropriate for the convenience of SCDOT by issuing a suspension order. Contractor
7 shall promptly comply with any such suspension order issued by SCDOT. Contractor shall
8 promptly recommence the Work upon receipt of Notice from SCDOT directing Contractor to
9 resume Work.

10 **17.1.2** Any such suspension for convenience shall be considered an SCDOT-
11 Directed Change. Contract Price adjustments and Completion Deadline adjustments shall be
12 available to Contractor for such SCDOT-Directed Changes, subject to Contractor's compliance
13 with the terms and conditions set forth in Article 14.

14 **17.2 Suspensions for Cause**

15 **17.2.1** SCDOT has the right and authority to suspend for cause any affected portion
16 of the Work by order to Contractor, regardless of whether a Default Event has been declared or
17 any cure period (other than any cure period provided below in this [Section 17.2.1](#)) has not yet
18 lapsed:

19 (a) The existence of conditions unsafe for workers, other Project personnel or
20 the general public, including but not limited to a failure to comply with any provision of the Safety
21 Management Plan;

22 (b) The failure to comply with any Law or Governmental Approval (including
23 failure to implement protective measures for endangered and threatened species, failure to
24 handle, preserve and protect archeological, paleontological or historic resources, or failure to
25 handle Hazardous Materials, in accordance with applicable Laws and Governmental Approvals,
26 including the NEPA Approval);

27 (c) Performance of Construction Work prior to NTP 2;

28 (d) The discovery of Nonconforming Work or of any activity that is proceeding
29 or about to proceed that would constitute or cause Nonconforming Work, where the
30 Nonconforming Work or activity is not substantially cured within 15 Business Days after SCDOT
31 delivers written Notice thereof to Contractor, unless Contractor demonstrates to SCDOT's
32 reasonable satisfaction that full and complete cure of the Nonconforming Work, and verification
33 of such cure, will remain practicable despite continuation of Work without suspension;

34 (e) Contractor's failure to pay in full when due sums owing any Subcontractor
35 for services, materials or equipment, except only for retainage provided in the relevant
36 Subcontract and amounts in Dispute;

37 (f) Failure to carry out and comply with Force Account Directive Letters,
38 where such failure is not substantially cured within 15 Business Days after SCDOT delivers written
39 Notice thereof to Contractor;

1 (g) Failure to replace or remove personnel as set forth in Section 9.7 and
2 Section 9.9.3, as applicable, where such failure is not substantially cured within 30 days after
3 SCDOT delivers written Notice thereof to Contractor;

4 (h) Failure to provide proof of required insurance coverage as set forth in
5 Section 11.1.7 (which suspension is also available in the case of such failure following a written
6 request rather than Notice of a Contractor Default, as set forth in Section 11.1.7);

7 (i) Other failure to perform the Work in compliance with, or other breach of,
8 the Contract Documents, where such failure is not substantially cured within 15 Business Days
9 after SCDOT delivers Notice thereof to Contractor;

10 (j) Failure to deliver or maintain the Payment Bond, Performance Bond, or
11 Warranty Bond, and any other bonds or other security required hereunder;

12 (k) Failure to comply with any provision of the Quality Management Plan,
13 where such failure is not substantially cured within 15 Business Days after SCDOT delivers written
14 Notice thereof to Contractor; or

15 (l) If at any time SCDOT gives Contractor Notice of SCDOT's determination
16 that Contractor is in violation of any of its DBE or OJT commitments and obligations, that
17 Contractor's DBE or OJT utilization and Good Faith Efforts to meet the DBE Goals or OJT Goals
18 are inconsistent with Contractor's DBE or OJT commitments and obligations, or that Contractor
19 is failing to undertake Good Faith Efforts with respect to either the DBE Goals or OJT Goals, and
20 the matter is not cured or the determination is not reversed upon any administrative
21 reconsideration pursuant to Section 9.2.6.

22 **17.2.2** Contractor shall promptly comply with any such suspension order even if
23 Contractor disputes the grounds for suspension. SCDOT will lift the suspension order after
24 Contractor fully cures and corrects the applicable breach or failure to perform or all other reasons
25 for the suspension order cease to apply. Contractor shall promptly recommence the Work upon
26 receipt of Notice from SCDOT directing Contractor to resume Work. SCDOT will have no liability
27 to Contractor, and Contractor shall have no right to additional compensation or Completion
28 Deadline adjustment in connection with any suspension of Work properly founded on any of the
29 grounds set forth in [Section 17.2.1](#). If SCDOT orders suspension of Work on one of the foregoing
30 grounds but it is finally determined under the Dispute Resolution Procedures that such grounds
31 did not exist, the suspension shall be treated as a suspension for SCDOT's convenience under
32 [Section 17.1](#).

33 **17.3 Responsibilities of Contractor during Suspension Periods**

34 **17.3.1** During periods in which Work is suspended, Contractor shall make passable,
35 place in a maintainable condition and shall open to traffic such portions of the Project and
36 temporary roadways as may be agreed upon between SCDOT and Contractor for temporary
37 accommodation of traffic during the anticipated period of suspension.

38 **17.3.2** Without limiting the generality of the foregoing, Contractor shall specifically
39 provide for drainage, protect any Known or Suspected Hazardous Materials or known or
40 suspected archaeological, paleontological, biological, or cultural resources (including taking
41 affirmative steps to protect the Site from vandalism and unauthorized investigations), protect the
42 Site from accidental damage, and shall erect necessary temporary structures, signs or other
43 facilities required to maintain the Project.

1 **17.3.3** Contractor shall also maintain all Insurance Policies, P&P Bonds, the Warranty
2 Bond (if placed), **guaranties**, letters of credit and other security for payment or performance placed
3 or required to be in placed under this Agreement and to comply with all applicable Governmental
4 Approvals and applicable Laws. Contractor shall, unless otherwise directed by SCDOT, continue
5 to be responsible for traffic control, erosion control, and maintenance of the roadway in
6 accordance with this Agreement.

7 **17.3.4** Additionally, Contractor shall continue other Work that has been or can be
8 performed at the Site or offsite during the period that Work is suspended.

Article 18.
DEFAULT; REMEDIES

18.1 Default of Contractor

18.1.1 Events and Conditions Constituting Default

Contractor shall be in Material Breach under this Agreement upon the occurrence of any one or more of the following events or conditions (each a "Contractor Default"):

(a) Contractor (i) fails to begin Work authorized by NTP 1 or NTP 2 within 30 days following issuance of NTP 1 or NTP 2, or (ii) fails to satisfy all conditions to commencement of the Construction Work and commence the Construction Work with diligence and continuity.

(b) Contractor fails to achieve Substantial Completion or Final Completion by the applicable Completion Deadline, as the same may be extended pursuant to this Agreement.

(c) Contractor fails to perform the Work in accordance with the Contract Documents, including conforming to applicable standards set forth therein in design.

(d) Contractor refuses to remove, replace, or correct rejected materials, Nonconforming or unacceptable Work.

(e) Contractor suspends, ceases, stops or Abandons the Work or fails to continuously and diligently prosecute the Work unless the work stoppage is (i) due to termination by SCDOT, or (ii) due to and during the continuance of a Force Majeure Event or suspension by SCDOT, or (iii) due to and during the continuance of any work stoppage under Section 18.7). If the suspension is due to reasons (i)-(iii), Contractor shall be in default if fails to resume performance or prosecute the Work within 15 days after the cessation of the same as determined in SCDOT

(f) Contractor fails to comply with applicable Governmental Approvals and Laws, including the Federal Requirements.

(g) Contractor (or any of Contractor's Subcontractors that are so required) fails to obtain, provide and maintain any insurance, bonds, ~~guarantees~~ or other performance security as and when required under this Agreement for the benefit of relevant parties, or fails to comply with any requirement of this Agreement pertaining to the amount, terms or coverage of the same;

(h) Contractor makes or attempts to make or suffers a voluntary or involuntary assignment or transfer of all or any portion of this Agreement in violation of Section 24.4.

(i) Contractor fails, absent a valid Dispute, to make payment when due for labor, equipment, materials or property in accordance with its agreements with Subcontractors, Suppliers and Utility Companies and in accordance with applicable Laws or fails to make payment to SCDOT when due of any amounts owing to SCDOT under this Agreement.

(j) Contractor materially fails to timely observe or perform or cause to be observed or performed any other material covenant, agreement, obligation, term or condition required to be observed or performed by Contractor under the Contract Documents.

(k) Any representation or warranty in the Contract Documents made by Contractor ~~or any Guarantor~~, or any certificate, schedule, report, instrument or other Document

1 delivered by or on behalf of Contractor to SCDOT pursuant to the Contract Documents is false or
2 materially misleading or inaccurate when made or omits material information when made.

3 (l) Contractor commences a voluntary case seeking liquidation,
4 reorganization or other relief with respect to itself or its debts under any U.S. or foreign bankruptcy,
5 insolvency or other similar Law now or hereafter in effect, seeks the appointment of a trustee,
6 receiver, liquidator, custodian or other similar official of it or any substantial part of its assets;
7 becomes insolvent, or generally does not pay its debts as they become due; admits in writing its
8 inability to pay its debts; makes an assignment for the benefit of creditors; or takes any action to
9 authorize any of the foregoing.

10 (m) An involuntary case is commenced against Contractor seeking liquidation,
11 reorganization, dissolution, winding up, a composition or arrangement with creditors, a
12 readjustment of debts or other relief with respect to Contractor or Contractor's debts under any
13 U.S. or foreign bankruptcy, insolvency or other similar Law now or hereafter in effect; seeking
14 the appointment of a trustee, receiver, liquidator, custodian or other similar official of Contractor
15 or any substantial part of Contractor's assets; seeking the issuance of a writ of attachment,
16 execution, or similar process; or seeking like relief, and such involuntary case shall not be
17 contested by Contractor in good faith or shall remain undismissed and unstayed for a period of
18 60 days.

19 (n) In any voluntary or involuntary case seeking liquidation, reorganization or
20 other relief with respect to Contractor or its debts under any U.S. or foreign bankruptcy,
21 insolvency or other similar Law now or hereafter in effect, this Agreement or any of the other
22 Contract Documents is rejected, including a rejection pursuant to 11 USC § 365 or any successor
23 statute.

24 (o) ~~Reserved Any Guarantor revokes or attempts to revoke its obligations~~
25 ~~under its guarantee or otherwise takes the position that such instrument is no longer in full force~~
26 ~~and effect.~~

27 (p) Any final judgment is issued holding Contractor ~~or any Guarantor~~ liable for
28 any acts or omissions reflecting a lack of business integrity or business honesty, including, but
29 not limited to, acts or omissions involving fraud, deceit, embezzlement, theft, forgery, bribery,
30 falsification or destruction of records, bid rigging, price fixing, making false statements, receiving
31 stolen property, anti-trust violations, making false claims, making an unlawful payment or gratuity,
32 obstruction of justice, violation of ethical standards or conspiracy to commit any of the above.

33 (q) Any final judgment to remain unsatisfied for a period that, in SCDOT's
34 judgment, poses a material adverse effect on Contractor's ability to perform the scope of the
35 Work, and, in particular, to pay for its obligations to SCDOT, Subcontractors, and Suppliers in
36 connection therewith.

37 (r) Conviction of any crime reflecting a lack of business integrity or business
38 honesty, including but not limited to, crimes involving fraud, deceit, embezzlement, theft, forgery,
39 bribery, falsification or destruction of records, bid rigging, price fixing, making false statement,
40 receiving stolen property, anti-trust violations, making false claims, making any unlawful payment
41 or gratuity, obstruction of justice, violation of ethical standards or conspiracy to commit any of the
42 above.

43 (s) Any final administrative decisions by any governmental agency
44 responsible for supervising or regulating public contracts, standards of ethical conduct or
45 licensure for any acts or omissions involving fraud, deceit, embezzlement, theft, forgery, bribery,

falsification or destruction of records, bid rigging, price fixing, making false statements, receiving stolen property, anti-trust violations, making false claims, making an unlawful payment or gratuity, obstruction of justice, violation of ethical standards or conspiracy to commit any of the above.

(t) Contractor fails to resume performance that has been suspended or stopped, within the time specified in the originating notification after receipt of Notice from SCDOT to do so or (if applicable) after cessation of the event preventing performance.

(u) Any disqualification, suspension or debarment (distinguished from ineligibility due to lack of financial qualifications), or there goes into effect an agreement for voluntary exclusion, from bidding, proposing or contracting with any federal or State department or agency of (a) Contractor, (b) any Affiliate of Contractor (as "Affiliate" is defined in 29 CFR § 105 or successor regulation of similar import), or (c) any Equity Member.

(v) There occurs a Material Breach of the Contract Documents.

(w) There occurs any closure of the Project or any portion thereof, or any Lane Closure, except as expressly permitted otherwise or expressly excused under this Agreement, the Technical Provisions and SCDOT-approved Traffic Management Plan.

(x) Contractor fails to comply with SCDOT's written suspension of Work order issued in accordance with Section 17.2.1 within the time reasonably allowed in such order.

(y) There occurs any use of the Project or Airspace or any portion thereof in violation of this Agreement, the Technical Provisions, Governmental Approvals or Laws (except violations of Law by Persons other than Contractor-Related Entities).

(z) There occurs a change in any Key Personnel that is not otherwise permitted under Section 9.7.3.1.

18.1.2 Notice and Opportunity to Cure

For the purpose of SCDOT's exercise of other remedies, and subject to remedies that this Article 18 expressly states may be exercised before lapse of a cure period, Contractor shall have the following cure periods with respect to the following Contractor Defaults:

(a) Respecting a Contractor Default under clause (t) of Section 18.1.1, a period of five days after SCDOT delivers to Contractor written Notice of the Contractor Default;

(b) Respecting a Contractor Default under clause (b) of Section 18.1.1, the cure period is set forth in Section 18.3.1.

~~(b)~~(c) Respecting a Contractor Default under clauses (a), (d), (f) through (h), (k), (o), (p), (r) and (s) of Section 18.1.1, a period of 15 days after SCDOT delivers to Contractor Notice of the Contractor Default; provided, however, that with respect to a Contractor Default under clause (f) of Section 18.1.1, (i) SCDOT will have the right, but not the obligation, to effect cure, at Contractor's expense, if such Contractor Default under clause (f) of Section 18.1.1 continues beyond five days after such Notice is delivered, and (ii) Contractor may effect a temporary cure of failure to deliver replacement Warranty Bonds, and obtain an additional 120 days to effect full cure, by providing interim security as and when provided in Section 10.2.6.2;

~~(e)~~(d) Respecting a Contractor Default under clauses (c), (e), (i), (j), (q), (u) and (v) of Section 18.1.1, a period of 30 days after SCDOT delivers to Contractor Notice of the Contractor Default; provided, however, that: (i) if the Contractor Default is of such a nature that the cure cannot with diligence be completed within such time period and Contractor has

1 commenced meaningful steps to cure immediately after receiving the default Notice, Contractor
2 shall have such additional period of time, up to a maximum cure period of 60 days, as is
3 reasonably necessary to diligently effect cure; and (ii) as to clause (i), cure will be regarded as
4 complete when the adverse effects of the breach are cured;

5 ~~(d)(e)~~ SCDOT may extend the right to cure period for all subparagraphs, except
6 as provided in Section 18.1.2(f)(a)-(e) herein if, in SCDOT's discretion, Contractor is diligently
7 attempting to cure the default. The decision to grant or deny an extension does not waive any
8 other right SCDOT may have in relation to the Contractor Default; and

9 ~~(d)(e)(f)~~ Respecting a Contractor Default under clauses ~~(b), (k), (l), (m), and (n),~~
10 ~~(o) and (r)~~ of Section 18.1.1, no cure period, and there shall be no right to notice of a Contractor
11 Default under clauses ~~(b), (k), (l), (m), (n), (o) and (r)~~ of Section 18.1.1; and

12 **18.1.3 Declaration of Default Event**

13 If any event or condition described in [Section 18.1.1](#) is not subject to cure or is not cured
14 within the period (if any) specified in [Section 18.1.2](#), SCDOT may declare that a "Default Event"
15 has occurred. The declaration of a Default Event shall be in writing and given to Contractor and
16 the Surety.

17 **18.2 SCDOT Remedies for Contractor Default**

18 **18.2.1 Termination for Default**

19 18.2.1.1 Subject to [Section 18.3](#), in the event of any Contractor Default that
20 is or becomes a Default Event, SCDOT may terminate this Agreement or a portion thereof for
21 default, including Contractor's rights of entry upon and control of the Project. Such termination
22 shall be effective upon delivering Notice of termination or any other date specified in such Notice,
23 which Notice may be included in the declaration of the Default Event. If this Agreement or a
24 portion thereof is so terminated for a Default Event, SCDOT will have the following rights without
25 further Notice and without waiving or releasing Contractor from any obligations and Contractor
26 shall have the following obligations (as applicable):

27 (a) SCDOT may deduct from any amounts (including interest thereon as
28 permitted under this Agreement) payable by SCDOT to Contractor such amounts payable by
29 Contractor to SCDOT, including reimbursements owing, Liquidated Damages, amounts SCDOT
30 deems advisable to cover any existing or threatened claims and stop Notices of Subcontractors,
31 laborers or other Persons, amounts of any Losses that have accrued, the cost to complete or
32 remediate uncompleted Work or Nonconforming Work, interest owing SCDOT under this
33 Agreement, or other damages or amounts that SCDOT has determined are or may be payable
34 to SCDOT under the Contract Documents.

35 (b) SCDOT will have the right, but not the obligation, to pay such amount or
36 perform such act as may then be required from Contractor under the Contract Documents or
37 Subcontracts.

38 (c) SCDOT may appropriate any or all materials, supplies and equipment on
39 the Site as may be suitable and acceptable and may direct the Surety to complete this Agreement
40 or may enter into an agreement for the completion of this Agreement according to the terms and
41 provisions hereof with another contractor or the Surety, or use such other methods as may be
42 required for the completion of the Work and the requirements of the Contract Documents,
43 including completion of the Work by SCDOT.

1 (d) If SCDOT exercises any right to perform any obligations of Contractor, in
2 the exercise of such right SCDOT may, but is not obligated to, among other things: (1) perform
3 or attempt to perform, or cause to be performed, such Work; (2) spend such sums as SCDOT
4 deems necessary and reasonable to employ and pay such architects, engineers, consultants
5 and contractors and obtain materials and equipment as may be required for the purpose of
6 completing such Work; (3) execute all applications, certificates and other Documents as may be
7 required for completing the Work; (4) modify or terminate any contractual arrangements; (5) take
8 any and all other actions that it may in its discretion consider necessary to complete the Work;
9 and (6) prosecute and defend any action or proceeding incident to the Work.

10 18.2.1.2 Contractor ~~and each Guarantor~~ shall be jointly and severally liable
11 to SCDOT for all costs reasonably incurred by SCDOT or any Person acting on SCDOT's behalf
12 in completing the Work or having the Work completed by another Person (including any re-
13 procurement costs, throw away costs for unused portions of the completed Work, and increased
14 financing costs). SCDOT will be entitled to withhold all or any portion of further payments to
15 Contractor until such time as SCDOT is able to determine (a) how much, if any, remains payable
16 to Contractor and (b) the amount payable by Contractor to SCDOT in connection with SCDOT's
17 damages and Claims against Contractor-Related Entities or as otherwise required by the
18 Contract Documents. Promptly following the date set forth in the preceding sentence, the total
19 cost of all completed Work shall be determined, and SCDOT will notify Contractor ~~and each~~
20 ~~Guarantor~~ of the amount, if any, that Contractor ~~and each Guarantor shall~~ pay SCDOT or SCDOT
21 will pay Contractor or its Surety with respect thereto. SCDOT's Recoverable Costs will be
22 deducted from any moneys due, or which may become due Contractor or its Surety. If such
23 expense exceeds the sum which would have been payable to Contractor under this Agreement,
24 then Contractor ~~and each Guarantor~~ shall be liable and shall pay to SCDOT the amount of such
25 excess.

26 18.2.1.3 In lieu of the provisions of this [Section 18.2.1](#) for terminating this
27 Agreement for default and completing the Work, SCDOT may, in its discretion, pay Contractor
28 for the parts already done according to the provisions of the Contract Documents and Contractor
29 may treat the parts remaining undone as if they had never been included or contemplated by this
30 Agreement. No Claim under this [Section 18.2.1.3](#) will be allowed for prospective profits on, or
31 any other compensation relating to, Work uncompleted by Contractor.

32 18.2.1.4 If this Agreement is terminated for grounds which are later
33 determined not to justify a termination for default, such termination shall be deemed to constitute
34 a Termination for Convenience pursuant to [Section 23](#).

35 **18.2.2 Contractor Defaults Related to Safety**

36 Notwithstanding anything to the contrary in this Agreement, if in the good faith judgment
37 of SCDOT a Contractor Default results in an Emergency or danger to persons or property, and if
38 Contractor is not then diligently taking all necessary steps to rectify or deal with such Emergency
39 or danger, SCDOT may, without Notice and without awaiting lapse of the period to cure any
40 breach, and in addition and without prejudice to its other remedies, (but is not obligated to): (a)
41 immediately take such action as may be reasonably necessary to rectify the Emergency or
42 danger, in which event Contractor shall pay to SCDOT on demand the cost of such action,
43 including SCDOT's Recoverable Costs; or (b) suspend the Work or close or cause to be closed
44 any and all portions of the Project affected by the Emergency or danger. So long as SCDOT
45 undertakes such action in good faith, even if under a mistaken belief in the occurrence of such
46 failure or existence of an Emergency or danger as a result thereof, such action shall not be
47 deemed unlawful or a breach of this Agreement, shall not expose SCDOT to any liability to

1 Contractor and shall not entitle Contractor to any other remedy, it being acknowledged that
2 SCDOT has a high priority, paramount public interest in protecting public and worker safety at the
3 Project and adjacent and connecting areas. SCDOT's good faith determination of the existence
4 of such a failure, Emergency or danger shall be deemed conclusive in the absence of clear and
5 convincing evidence to the contrary. Immediately following rectification of such Emergency or
6 danger, as determined by SCDOT, acting reasonably, SCDOT will allow the Work to continue or
7 such portions of the Project to reopen, as the case may be.

8 **18.2.3 Damages; Offset**

9 18.2.3.1 Subject to Article 19, SCDOT will be entitled to recover any and all
10 damages available at Law (subject to the duty at Law to mitigate damages) on account of the
11 occurrence of a Contractor Default. Contractor shall owe any such damages that accrue after
12 the occurrence of the Contractor Default and the delivery of Notice thereof, if any, required by
13 this Agreement regardless of whether the Contractor Default is subsequently cured or ripens into
14 a Default Event.

15 18.2.3.2 Contractor, ~~and Sureties and Guarantors~~ shall not be relieved of
16 liability for continuing Liquidated Damages on account of a Contractor Default nor by SCDOT's
17 declaration of a Default Event, or by actions taken by SCDOT under this Section 18.2.

18 18.2.3.3 SCDOT's remedies with respect to Nonconforming Work shall
19 include the right to accept such Work and receive payment as provided in Section 6.7 in lieu of
20 the remedies specified in this Section 18.2.

21 18.2.3.4 Where this Agreement is not terminated, damages include: (a)
22 costs SCDOT incurs to complete the Design Work and Construction Work in excess of the
23 Contract Price and amounts due under Change Orders, not previously paid to Contractor; (b)
24 compensation and reimbursements due but unpaid to SCDOT under the Contract Documents;
25 (c) costs to remedy any defective part of the Work; and (d) costs to rectify any breach or failure
26 to perform by Contractor or to bring the condition of the Project to that required by the Contract
27 Documents.

28 18.2.3.5 If the amount of damages owing SCDOT is not liquidated or known
29 with certainty at the time a payment is due from SCDOT to Contractor, SCDOT may deduct and
30 offset up to 105% of the amount it reasonably estimates will be due, subject to SCDOT's
31 obligation to adjust such deduction or offset when the amount of damages owing SCDOT is
32 liquidated or becomes known with certainty.

33 **18.2.4 Performance Security**

34 Upon the occurrence of a Default Event and without waiving or releasing Contractor from
35 any obligations, SCDOT will be entitled to make demand upon and enforce any bond, and make
36 demand upon, draw on and enforce and collect any letter of credit, ~~guaranty~~ or other performance
37 security available to SCDOT under this Agreement with respect to the Default Event in question.
38 Where access to a bond, letter of credit or other performance security is to satisfy damages owing,
39 SCDOT will be entitled to make demand, draw, enforce and collect, regardless of whether the
40 Default Event is subsequently cured. SCDOT will apply the proceeds of any such action to the
41 satisfaction of Contractor's obligations under this Agreement, including payment of amounts due
42 SCDOT. The foregoing does not limit or affect SCDOT's right to give Notice to or make demand
43 upon and enforce any bond, and make demand upon, draw on and enforce and collect any letter
44 of credit, ~~guaranty~~ or other performance security, immediately after SCDOT is entitled to do so
45 under the bond, letter of credit, ~~guaranty~~ or other performance security.

1 **18.2.5 Other Rights and Remedies; Cumulative Remedies**

2 Subject to Section 19.8 and Section 19.8, SCDOT will also be entitled to exercise any
3 other rights and remedies available under this Agreement, or available at Law or in equity, and
4 each right and remedy of SCDOT hereunder shall be cumulative and shall be in addition to every
5 other right or remedy provided herein or now or hereafter existing at Law or in equity or by statute
6 or otherwise, and the exercise or beginning of the exercise by SCDOT of any one or more of any
7 of such rights or remedies shall not preclude the simultaneous or later exercise by SCDOT of any
8 or all other such rights or remedies.

9 **18.2.6 Warning Notices**

10 18.2.6.1 Warning Notice Events

11 Without prejudice to any other right or remedy available to SCDOT, SCDOT may, but in
12 no case shall be required to, deliver a Notice (a “Warning Notice”) to Contractor stating explicitly
13 that it is a “Warning Notice” and stating in reasonable detail the matter or matters giving rise to
14 the Warning Notice and, if applicable, amounts due from Contractor, and reminding Contractor of
15 the implications of such Warning Notice, whenever there occurs a Contractor Default.

16 18.2.6.2 Effect of Warning Notice on Contractor Cure Period

17 (a) Any Notice of a Contractor Default issued under Section 18.1.2 may, if it
18 concerns a matter under Section 18.2.6.1, also be issued as a Warning Notice. In such case,
19 the cure period available to Contractor, if any, shall be as set forth in Section 18.1.2.

20 (b) If SCDOT issues a Warning Notice for any Contractor Default after it
21 issues a Notice of such Contractor Default, then the cure period available to Contractor, if any,
22 for such Contractor Default before SCDOT may seek to appoint a receiver for Contractor, remove
23 Contractor or terminate this Agreement on account of such Contractor Default shall be extended
24 by the time period between the date the Notice of such Contractor Default was issued and the
25 date the Warning Notice is issued. No later issuance of a Warning Notice shall extend the time
26 when SCDOT may exercise any other remedy respecting such Contractor Default.

27 18.2.6.3 Other Effects of Warning Notice

28 (a) The issuance of a Warning Notice shall entitle SCDOT to increase the
29 level of Oversight.

30 (b) The issuance of a Warning Notice may trigger a Material Breach.

31 **18.3 Default Event Due Solely to Contractor’s Failure to Achieve Completion Deadlines**

32 **18.3.1** If a Default Event consists solely of Contractor’s failure to achieve Substantial
33 Completion or Final Completion by the applicable Completion Deadline, SCDOT’s sole remedy
34 shall be to assess Liquidated Damages provided that (a) such Default Event does not delay
35 Substantial Completion 180 days beyond the Substantial Completion Deadline or Final
36 Acceptance-Completion beyond 90 days after the Final Acceptance-Completion Deadline, as
37 applicable exclusive of any days during which ~~and (b)~~ Contractor continues to diligently perform
38 the Work despite the Default Event. Nothing in this Section 18.3 shall prejudice any other rights
39 or remedies that SCDOT may have due to any other Default Event during such 180-day period
40 or 90-day period, as applicable.

1 **18.3.2** If Substantial Completion or Final Completion of the Project has not occurred
2 within 180 days or 90 days, respectively, of the applicable Completion Deadline, and Contractor
3 has not continued to diligently perform the Work despite the Default Event, SCDOT will have the
4 right to: ~~(a) terminate this Agreement;~~ (b) continue to assess Liquidated Damages subject only to
5 the limitations set forth in [Section 19.1](#); or ~~(c)~~ exercise any other right or remedy under this
6 Agreement, at law or in equity.

7 **18.4 Immediate SCDOT Entry to Cure Wrongful Use or Closure**

8 **18.4.1** Without prior Notice and without awaiting lapse of the period to cure, if any
9 Contractor Default occurs under clause (s) or (u) of [Section 18.1.1](#), SCDOT may enter and take
10 control of the relevant portion of the Project to reopen and continue traffic operations for the
11 benefit of the public and restore the permitted uses, until such time as such Contractor Default is
12 cured or SCDOT terminates this Agreement.

13 **18.4.2** Contractor shall pay to SCDOT on demand SCDOT's Recoverable Costs in
14 connection with such action.

15 **18.4.3** So long as SCDOT undertakes such action in good faith, even if under a
16 mistaken belief in the occurrence of such a Contractor Default, such action shall not be deemed
17 unlawful or a breach of this Agreement, shall not expose SCDOT to any liability to Contractor and
18 shall not entitle Contractor to any other remedy except if SCDOT's action constitutes gross
19 negligence, recklessness or willful misconduct. Contractor acknowledges that SCDOT has a high
20 priority, paramount public interest in maintaining continuous public access to the Project and
21 maintaining the authorized uses of the Project. SCDOT's good faith determination that such
22 action is needed shall be deemed conclusive in the absence of clear and convincing evidence to
23 the contrary.

24 **18.4.4** Immediately following rectification of such Contractor Default, as determined
25 by SCDOT, acting reasonably, SCDOT will relinquish control of the relevant portion of the Project
26 back to Contractor.

27 **18.4.5** Notwithstanding the foregoing, SCDOT will rely solely on Liquidated Damages
28 under Section 19.2 (as applicable) for an unpermitted Lane Closure occurring and lasting not
29 more than one hour after the expiration of the time period for a permitted Lane Closure.

30 **18.5 SCDOT Step-in Rights**

31 **18.5.1** SCDOT may exercise its step-in rights on the terms and conditions set forth in
32 this [Section 18.5](#):

33 (a) If a Contractor Default has occurred;

34 (b) If the cure period, if any, available to Contractor under Section 18.1.2, or
35 any shorter period specified in Section 18.1.2, has expired without full and complete cure by
36 Contractor; and

37 (c) Without necessity for declaration of a Default Event.

38 **18.5.2** SCDOT will have the right, but not the obligation, to pay and perform all or any
39 portion of Contractor's obligations and the Work that are the subject of such Contractor Default,
40 as well as any other then-existing Contractor Defaults or failures to perform for which Contractor
41 received prior written Notice from SCDOT but has not commenced or does not continue diligent

1 efforts to cure. Exercise of such cure rights shall not waive or release Contractor from any
2 obligations.

3 **18.5.3** SCDOT may, to the extent reasonably required for or incident to curing the
4 Contractor Default or such other Contractor Defaults or failures to perform:

5 (a) Perform or attempt to perform, or caused to be performed, such Work;

6 (b) Employ security guards and other safeguards to protect the Project;

7 (c) Spend such sums as SCDOT deems reasonably necessary to employ and
8 pay such architects, engineers, consultants and contractors and obtain materials and equipment
9 as may be required to perform such Work, without obligation or liability to Contractor or any
10 Subcontractors for loss of opportunity to perform the same Work or supply the same materials
11 and equipment;

12 (d) In accordance with Section 18.2.4, draw on and use proceeds from the
13 Payment Bond and Performance Bond and any other available security to the extent such
14 instruments provide recourse to pay such sums;

15 (e) Execute all applications, certificates and other Documents as may be
16 required;

17 (f) Make decisions respecting, assume control over and continue Work as
18 may be reasonably required;

19 (g) Modify or terminate any contractual arrangements in SCDOT's good faith
20 discretion, without liability for termination fees, costs or other charges;

21 (h) Meet with, coordinate with, direct and instruct contractors and Suppliers,
22 process invoices and applications for payment from contractors and Suppliers, pay contractors
23 and Suppliers, and resolve claims of contractors, Subcontractors and Suppliers, and for this
24 purpose Contractor irrevocably appoints SCDOT as its attorney-in-fact with full power and
25 authority to act for and bind Contractor in its place and stead;

26 (i) Take all other actions it may in its discretion consider necessary to effect
27 cure and perform the Work; and

28 (j) Prosecute and defend any action or proceeding incident to the Work.

29 **18.5.4** Contractor shall reimburse SCDOT, within 30 days of receiving an invoice, for
30 SCDOT's Recoverable Costs in connection with the performance of any act or Work authorized
31 by this Section 18.5. In lieu of reimbursement, SCDOT may elect, in its discretion, to deduct such
32 amounts from any amounts payable to Contractor under this Agreement.

33 **18.5.5** Neither SCDOT nor any of its Authorized Representatives, contractors,
34 Subcontractors, vendor and employees shall be liable to Contractor in any manner for any
35 inconvenience or disturbance arising out of its entry onto the Project, Project ROW or Additional
36 Areas in order to perform under this Section 18.5, unless caused by the gross negligence,
37 recklessness, intentional misconduct or bad faith of such Person. If any Person exercises any
38 right to pay or perform under this Section 18.5, it nevertheless shall have no liability to Contractor
39 for the sufficiency or adequacy of any such payment or performance, or for the manner or quality
40 of design, construction, operation or maintenance, unless caused by the gross negligence,
41 recklessness, intentional misconduct or bad faith of such Person.

1 **18.5.6** SCDOT's rights under this Section 18.5 are subject to the right of any Surety
2 under payment and Performance Bonds to assume performance and completion of all bonded
3 Work.

4 **18.5.7** In the event SCDOT takes action described in this Section 18.5 and it is later
5 finally determined that SCDOT lacked the right to do so because there did not occur a Contractor
6 Default and expiration, without full and complete cure, of the cure period, if any, available to
7 Contractor, then SCDOT's action shall be treated as a Force Account Directive Letter for an
8 SCDOT-Directed Change.

9 **18.6 DBE and OJT Special Remedies**

10 **18.6.1** Notwithstanding any contrary provision in any other Section of this Article 18,
11 if SCDOT determines at any time that Contractor is in violation of any of its DBE or OJT
12 commitments and obligations, that Contractor's DBE or OJT utilization and Good Faith Efforts to
13 meet the DBE Goals or OJT Goals are inconsistent with Contractor's DBE or OJT commitments
14 and obligations, or that Contractor is failing to undertake Good Faith Efforts with respect to either
15 the DBE Goals or OJT Goals, then:

16 (a) SCDOT may require Contractor to submit in writing corrective action
17 documentation for SCDOT's approval, which SCDOT may require to include a revised plan for
18 achieving the DBE Goals or OJT Goals if the violation jeopardizes achievement, and Contractor
19 shall diligently undertake the approved corrective action;

20 (b) If Contractor does not submit such documentation within ten Business
21 Days of request, if the proposed corrective action is disapproved as inadequate, or if Contractor
22 fails to diligently carry out the approved corrective action, then SCDOT will have the right to
23 withhold (i) in the case of DBE, 1% of progress payments or 1% of monthly Monthly
24 Disbursements, as applicable, until cure, and (ii) in the case of OJT, \$10,000 for each of the first
25 two progress payments thereafter, and \$50,000 for each subsequent progress payment
26 thereafter, until cure. Contractor may include such withheld amounts in the next month's Pay
27 Request after Contractor effects cure;

28 (c) Except as provided in Section 18.6.2, Section 18.6.3, Section 18.6.4 and
29 Section 19.3, before exercising other remedies, SCDOT will provide Contractor an opportunity
30 for administrative reconsideration, by an official who did not take part in the original
31 determination. Contractor shall have the right to provide written documentation to such official
32 to support its case no later than ten Business Days after SCDOT gives written Notice of its
33 determination and, upon request, to meet in Person with such official at a date and time the
34 official sets to present its case. SCDOT will then consider the findings and opinions of such
35 official and issue a written decision on reconsideration to Contractor within 30 days after
36 receiving Contractor's written documentation and conclusion of any meeting with such official.
37 SCDOT's decision is not administratively appealable to the USDOT; and

38 (d) If as a result of such administrative process SCDOT does not reverse its
39 determination, then SCDOT may issue a Notice of Contractor Default, withhold (or continue to
40 withhold) progress payments or Monthly Disbursements, as applicable, issue an order to
41 suspend Work and, if Contractor's failure continues without cure within the applicable cure
42 period, terminate this Agreement for an **Event of DefaultDefault Event**. In addition, if SCDOT
43 does not reverse its determination, and if the Default Event is egregious, then SCDOT may elect
44 to pursue proceedings to disqualify or debar Contractor or Subcontractor from future bidding as

1 non-responsible, as well as any Subcontractor or Supplier that has violated or participated in
2 violation of DBE or OJT requirements.

3 **18.6.2** If Contractor fails to (a) timely deliver to SCDOT in complete form any DBE
4 Quartely Reports and (b) correctly complete and submit any other required reports, forms and
5 documentation required by the DBE Special Provisions, provided in Section 1000 of the Technical
6 Provisions, within the applicable time specified therein, and Contractor does not cure such failure
7 within ten Business Days after SCDOT delivers to Contractor Notice of such failure, then SCDOT
8 will have the right to withhold 1% of progress payments thereafter or 1% of Monthly
9 Disbursements thereafter, as applicable, until cure. Contractor may include such withhold
10 amounts in the next month's Pay Request after Contractor effects cure.

11 **18.6.3** If Contractor fails to correctly complete and submit any required OJT-related
12 reports, forms and documentation required by the OJT Special Provisions, provided in Section
13 1000 of the Technical Provisions, within the applicable time specified therein, and Contractor does
14 not cure such failure within ten Business Days after SCDOT delivers to Contractor Notice of such
15 failure, then SCDOT will have the right to withhold \$10,000 for each of the first two progress
16 payments thereafter, and \$50,000 for each subsequent progress payment thereafter, until cure.
17 Contractor may include such withheld amounts in the next month's Pay Request after Contractor
18 effects cure.

19 **18.6.4** If at any time during the course of the Construction Work the use of OJT
20 Trainees is not in conformance with the schedule or supplemental schedule as submitted and
21 approved pursuant to the OJT Special Provisions, then SCDOT will have the right to withhold
22 \$10,000 for each of the first two progress payments thereafter, and \$50,000 for each subsequent
23 progress payment thereafter until Contractor conforms to the schedule or supplemental schedule.
24 Conformance with the schedule or supplemental schedule will be considered acceptable when
25 the OJT Trainee utilization to date is at least 90% of that shown on the schedule or supplemental
26 schedule, for the Construction Work performed to date.

27 **18.7 Right to Stop Work for Failure by SCDOT to Make Undisputed Payment**

28 Contractor shall have the right to stop Work if SCDOT fails to make an undisputed
29 payment due hereunder (including failure due to non-appropriation) within 15 Business Days after
30 SCDOT's receipt of Notice of nonpayment from Contractor. Any such work stoppage shall be
31 considered a suspension for convenience under [Section 17.1](#) and shall be considered an SCDOT-
32 Directed Change. Contractor shall not have the right to terminate this Agreement for default as
33 the result of any failure by SCDOT to make an undisputed payment due hereunder; provided,
34 however, that if such nonpayment continues for more than 90 days after SCDOT's receipt of such
35 Notice, upon Notice from Contractor to SCDOT, the nonpayment may be deemed a Termination
36 for Convenience pursuant to [Section 23](#). Upon such termination, the Parties' rights and
37 obligations shall be as set forth in [Section 23](#).

Article 19.

**LIQUIDATED DAMAGES, LANE CLOSURE PENALTIES
AND LIMITATION OF LIABILITY**

19.1 Liquidated Damages Respecting Delays

Contractor shall be liable for and pay to SCDOT Liquidated Damages with respect to any failure to achieve Substantial Completion, Partial Acceptance, or Final Completion of the Project by the applicable Completion Deadline, as the same may be extended pursuant to this Agreement. The amounts of such Liquidated Damages are as follows, respectively:

(a) \$60,000.00 for each day that Substantial Completion is delayed beyond the Substantial Completion Deadline;

(b) \$30,000.00 for each day that Partial Acceptance is delayed beyond the Partial Acceptance Deadline; and

(c) \$15,000.00 for each day that Final Completion is delayed beyond the Final Completion Deadline.

19.1.1 The Liquidated Damages described in this [Section 19.1](#) shall commence on the applicable Partial Acceptance Deadline or Completion Deadline, as the same may be extended pursuant to this Agreement, and shall continue to accrue until the date of the applicable Substantial Completion, Partial Acceptance, or Final Completion, ~~completion of the Work described in [Section 6.6.4](#)~~, or until termination of this Agreement. Such Liquidated Damages shall constitute SCDOT's sole right to damages for such Delay.

19.1.2 Contractor agrees and acknowledges that:

(a) If Contractor fails to achieve Substantial Completion, Partial Acceptance, or Final Completion of the Project by the applicable Partial Acceptance Deadline or Completion Deadline, SCDOT will incur substantial damages;

(b) As of the Effective Date, the amounts of Liquidated Damages under this [Section 19.1](#) represent good faith estimates and evaluations by the Parties as to the actual potential damages that SCDOT would incur as a result of late Substantial Completion, late Partial Acceptance or late Final Completion of the Project, as applicable, and do not constitute a penalty;

(c) Such actual potential damages include loss of use, enjoyment and benefit of the Project and connecting SCDOT transportation facilities by the general public, injury to the credibility and reputation of SCDOT's transportation improvement program with policy makers and with the general public who depend on and expect availability of service of the Project by the Partial Acceptance Deadline, Substantial Completion Deadline, or Final Completion Deadline and additional costs of administering this Agreement (including engineering, legal, accounting, overhead and other administrative costs);

(d) The Parties have agreed to Liquidated Damages in order to fix and limit Contractor's costs and to avoid later Disputes over what amounts of damages are properly chargeable to Contractor;

(e) Such sums are reasonable in light of the anticipated or actual harm caused by delayed Partial Acceptance, delayed Substantial Completion or delayed Final Completion of

1 the Project, the difficulties of the proof of Loss, and the inconvenience or infeasibility of otherwise
2 obtaining an adequate remedy; and

3 (f) Liquidated Damages are not intended to, and do not, liquidate
4 Contractor's liability under the indemnification provisions of Section 20.1, even though third-party
5 claims against Indemnified Parties may arise out of the same event, breach or failure that gives
6 rise to the Liquidated Damages.

7 **19.2 Liquidated Damages for Violation of Lane Closure Restrictions Penalties**

8 **19.2.1** The Contractor is advised that the Lane Closure Restrictions outlined in
9 Technical Provision 600 will be strictly enforced. Should lane closures remain in place or not be
10 completely removed by the time specified in Technical Provision 600, Liquidated Damages
11 penalty will be assessed at the rate of \$1500.00 (fifteen hundred Dollars) for each 1/4 hour interval
12 (or any portion thereof) for each lane closed. Should lane closures remain in place or not be
13 completely removed for a period of longer than one hour beyond the time specified by the criteria
14 in Technical Provision 600 the Liquidated Damagespenalty will increase to \$3000.00 (three
15 thousand Dollars) for each 1/4 hour interval (or any portion thereof) for each lane closed. The
16 Liquidated Damagespenalty also applies to any ramp closures specified in Technical Provision
17 600. These Liquidated Damages may be excused at the discretion of SCDOT based on the
18 circumstances causing the delay.

19 **19.2.2** Contractor acknowledges and agrees that the Liquidated DamagesLane
20 Closure Penalties described in this Section 19.2 are reasonable in order to compensate SCDOT
21 for damages SCDOT will incur by reason of the diminished use by the traveling public of the
22 affected lanes. Such Liquidated DamagesLane Closure Penalties include loss of use, enjoyment
23 and benefit of the Project, and connection to SCDOT transportation facilities, by the general
24 public, injury to the credibility and reputation of SCDOT with policy makers and with the general
25 public who depend on and expect availability of service, and additional costs of administering this
26 Agreement (including engineering, legal, accounting, overhead and other administrative costs).
27 Contractor further acknowledges that these damages are incapable of accurate measurement
28 because of, among other things, the unique nature of the Project and the unavailability of a
29 substitute for it.

30 **19.2.3** Assessment of such Liquidated DamagesLane Closure Penalties shall not
31 preclude SCDOT's exercise of its right to remove an unpermitted Lane Closure at Contractor's
32 expense under Section 18.4.

33 **19.3 Liquidated Damages Respecting DBEs and OJT**

34 **19.3.1 DBEs**

35 19.3.1.1 A Contractor shall be liable for and pay to SCDOT Liquidated
36 Damages in an amount equal to 1.5 times the unpaid portion of the Subcontract amount of the
37 wrongfully replaced Committed DBE if Contractor replaces or substitutes, or allows or suffers
38 replacement or substitution, for a Committed DBE without SCDOT's prior, written approval.

39 19.3.1.2 Reserved

40 19.3.1.3 If, following Substantial Completion, SCDOT determines that
41 Contractor has not met the DBE Goals for Professional Services and Construction and did not
42 exercise Good Faith Efforts to meet such DBE Goals, then Contractor shall be liable for and pay

1 to SCDOT Liquidated Damages in an amount equal to the total contract value that would have
2 had to be paid to DBEs performing Commercially Useful Functions in order to meet each of the
3 DBE Goals, minus the total contract value of Work actually performed by DBEs and credited
4 toward each of the DBE Goals.

5 19.3.1.4 Contractor acknowledges and agrees that the Liquidated
6 Damages respecting DBEs described in this [Section 19.3.1](#) are reasonable in order to
7 compensate SCDOT for damages SCDOT will incur by reason of the violations or failures
8 described in this [Section 19.3.1](#). Such damages include jeopardy to attaining SCDOT's overall
9 DBE goals, injury to the credibility and reputation of SCDOT's DBE program, potential loss of
10 federal funding equal to or exceeding the value of Work denied to DBEs, imposition of other
11 costly measures and requirements by the FHWA, and additional costs of administering this
12 Agreement and enforcing Contractor's compliance with its DBE obligations. Further, the severity
13 of such damages is expected to vary with the portion of the Subcontract amount denied to the
14 Committed DBE or the portion of the DBE Goal not attained. Contractor further acknowledges
15 that these damages are incapable of accurate measurement because of, among other things,
16 their imprecise nature.

17 **19.3.2 OJT**

18 19.3.2.1 If, following Substantial Completion, SCDOT determines that
19 Contractor has not met the OJT Goals and did not exercise Good Faith Efforts to meet the OJT
20 Goals, then Contractor shall be liable for and pay to SCDOT Liquidated Damages in the amount
21 that SCDOT is then holding pursuant to [Section 18.6.4](#).

22 19.3.2.2 Contractor acknowledges and agrees that the Liquidated
23 Damages respecting OJT described in this [Section 19.3.2](#) are reasonable in order to compensate
24 SCDOT for damages it will incur by reason of the violations or failures described in this [Section](#)
25 [19.3.2](#). Such damages include jeopardy to attaining SCDOT's overall OJT goals, injury to the
26 credibility and reputation of SCDOT's OJT program, potential loss of federal funding equal to or
27 exceeding the value of Work denied to OJT Trainees, imposition of other costly measures and
28 requirements by the FHWA, and additional costs of administering this Agreement and enforcing
29 Contractor's compliance with its OJT obligations. Further, the severity of such damages is
30 expected to vary with the portion of the employment work denied to OJT Trainees. Contractor
31 further acknowledges that these damages are incapable of accurate measurement because of,
32 among other things, their imprecise nature.

33 **19.4 Liquidated Damages for Unavailability of Key Personnel**

34 Contractor shall be subject to Liquidated Damages for unavailability of Key Personnel to
35 work on the Project, as set forth in Exhibit 5-2.

36 **19.5 Liquidated Damages Respecting Subcontractor Payroll Reporting**

37 **19.5.1** Contractor shall be subject to Liquidated Damages if Contractor does not
38 comply with certain requirements respecting Subcontractor payroll reporting, as set forth in
39 [Section 9.4](#).

40 **19.5.2** Contractor acknowledges that SCDOT requires timely receipt of the
41 Subcontractor payrolls described in [Section 9.4](#) in order for SCDOT to comply with applicable
42 federal and State labor Laws. Contractor further acknowledges that the Liquidated Damages
43 described in [Article 19](#) are reasonable in order to compensate SCDOT for damages it will incur if

1 SCDOT fails to comply with these Laws. Such damages include potential loss of federal funding,
2 the imposition of other sanctions by the US Department of Labor or FHWA, and additional costs
3 of administering this Agreement and enforcing Contractors compliance with applicable
4 requirements herein. Contractor further acknowledges that these damages are incapable of
5 accurate measurement because of, among other things, their imprecise nature.

6 **19.6 Payment; Satisfaction; Waiver; Non-Exclusive Remedy**

7 **19.6.1** SCDOT will deduct and offset Liquidated Damages from any amounts owing
8 to Contractor. SCDOT also shall have the right to draw on any bond, certificate of deposit, letter
9 of credit or other security provided by Contractor pursuant to this Agreement to satisfy Liquidated
10 Damages not paid when due.

11 **19.6.2** Permitting or requiring Contractor to continue and finish the Work or any part
12 thereof after a Completion Deadline, as applicable, shall not act as a waiver of SCDOT's right to
13 receive Liquidated Damages hereunder or any rights or remedies otherwise available to SCDOT.

14 **19.6.3** Subject to Section 18.3, SCDOT's right to, and imposition of, Liquidated
15 Damages are in addition, and without prejudice, to any other rights and remedies available to
16 SCDOT under this Agreement, at Law or in equity respecting the breach, failure to perform or
17 Contractor Default that is the basis for Liquidated Damages or any other breach, failure to perform
18 or Contractor Default, except for recovery of the monetary damage that the Liquidated Damages
19 are intended to compensate.

20 **19.7 Limitation on Contractor's Liability**

21 **19.7.1** Notwithstanding any other provision of the Contract Documents, to the extent
22 permitted by applicable Law, SCDOT will not seek indemnification and defense under Section 20
23 or to recover damages from Contractor in connection with resulting from breach of this Agreement
24 with respect to the D&C Work (whether arising in contract, negligence or other tort, or any other
25 theory of Law) in excess of the sum of an amount equal to 100% of the Price up to \$100,000,000
26 which amount shall specifically include any Liquidated Damages, Qualifying Delay Late Fees, or
27 Key Personnel Change Fees or Lane Rental Charges with the exception of the following:

28 19.7.1.1 Costs reasonably incurred by SCDOT, or any Person acting on
29 SCDOT's behalf, to complete or correct the D&C Work, or have the D&C Work completed or
30 corrected by another Person, in excess of the sum otherwise payable to Contractor under this
31 Agreement for the D&C Work, including the cost of the Work required or arising under the D&C
32 Warranties;

33 19.7.1.2 Amounts paid by or on behalf of Contractor with respect to the D&C
34 Work that are covered by insurance proceeds, including any amounts Contractor is deemed to
35 self insure pursuant to Section 11.2;

36 19.7.1.3 Losses incurred by any Indemnified Party relating to or arising out
37 of Contractor's indemnities set forth in Section 20.1 or elsewhere in the Contract Documents,
38 related to the D&C Work; and

39 19.7.1.4 Losses arising out of fraud, criminal conduct, intentional willful
40 misconduct (which does not include any intentional Default Event), recklessness, bad faith or
41 gross negligence on the part of any Contractor-Related Entity.

19.7.1.5

1 19.7.1.5 ~~Losses arising out of Contractor Releases of Hazardous Materials;~~
2 ~~and.~~

3 **19.7.2** Any claims by third-party owners of facilities or improvements within the D&C
4 Work shall not reduce or erode the amounts described in Section 20.10.1.1.

5 **19.8 Limitation on Consequential Damages**

6 **19.8.1** Notwithstanding any other provision of the Contract Documents and except as
7 set forth in this or the following Section to the extent permitted by applicable Law, neither Party
8 shall be liable to the other for punitive damages or indirect or incidental consequential damages,
9 whether arising out of a breach of this Agreement, tort (including negligence) or any other theory
10 of liability, and each Party hereby releases the other Party from any such liability.

11 **19.8.2** The foregoing limitations on Contractor's liability for consequential damages
12 shall not apply to or limit any right of recovery SCDOT may have respecting the following:

13 (a) Losses (including defense costs) to the extent (i) covered by insurance
14 required to be carried pursuant to Article 11, and (ii) covered by insurance actually carried by or
15 insuring any Contractor-Related Entity under policies solely with respect to the Project and the
16 Work, regardless of whether required to be carried pursuant to Section 11;

17 (b) Losses arising out of fraud, criminal conduct, ~~intentional-willful~~ misconduct
18 (which does not include any intentional Default Event), recklessness, bad faith or gross
19 negligence on the part of any Contractor-Related Entity;

20 (c) ~~Losses incurred by an Indemnified Party relating to or arising out of~~
21 ~~Contractor's indemnities set forth in Section 20.1 within the Contract Documents;~~

22 (d) Contractor's obligation to pay Liquidated Damages, ~~such as Qualifying~~
23 ~~Late Fees and Key Personnel Change Fees~~ in accordance with any other provision of the
24 Contract Documents;

25 (e) Reserved;

26 (f) ~~Reserved; Losses arising out of Contractor Releases of Hazardous~~
27 ~~Materials;~~ and

28 (g) Amounts Contractor may owe or be obligated to reimburse to SCDOT
29 under the express provisions of the Contract Documents, ~~including,~~ subject to any agreed scope
30 of Work and budget.

31 **19.9 Miscellaneous Liquidated Damages**

32 **19.9.1 Pavement Safety and Patching Liquidated Damages**

33 Liquidated damages of \$420 (Four Hundred Twenty Dollars) per hour will be assessed to
34 Contractor for every hour that a pothole is not temporarily filled as required by Section 400.5 of
35 the Technical Provisions after the initial 24-hour period from Contractor notification by SCDOT or
36 Independent Quality Manager.

37 **19.9.2 SCDOT ITS and Department of Administration (DOA) Liquidated**
38 **Damages**

1 Contractor agrees it has received information from SCDOT and DOA regarding the
2 position of the fiber optic line managed by DOA within the Project Limits that is critical for the
3 operations of the government of the State of South Carolina. Contractor shall be liable for
4 Liquidated Damages if Contractor does not adhere to the SCDOT ITS and DOA downtime
5 requirements as set forth in Section 685.4.2 of the Technical Provisions. Liquidated Damages
6 will be assessed per incident at a rate of \$10,000 (Ten Thousand Dollars) and at the rate of
7 \$10,000 (Ten Thousand Dollars) per ¼ hour interval the DOA system is offline (or any portion
8 thereof). Liquidated Damages will be assessed per incident at a rate of \$1,500 (One Thousand
9 Five Hundred) per day should impacts to the SCDOT ITS facilities cause the system to go offline
10 in excess of the time period set forth in Section 685.4.2 of the Technical Provisions. Liquidated
11 Damages will be assessed unless SCDOT determines Contractor's conduct is excusable
12 depending on the circumstances causing the system to go offline as determined by SCDOT in
13 coordination with the Contractor.

14 **19.9.3 Enterprise Products Partners, LP Liquidated Damages**

15 The Contractor is advised that Enterprise Products Partners, LP downtime will be strictly
16 enforced. A "no-downtime" window exists between September 15 through April 15, during which
17 period no Utility Adjustment Work shall be performed on the Utility that may cause or require the
18 Utility to go offline. Liquidated damages will be assessed at a rate of \$127,000 (One Hundred
19 Twenty-Seven Thousand Dollars) per day the system is offline (or any portion thereof). Liquidated
20 Damages will be assessed unless SCDOT determines Contractor's conduct is excusable
21 depending on the circumstances causing the downtime as determined by SCDOT in coordination
22 with the Contractor.

23 **19.9.4 Temporary Traffic Signal Detection Liquidated Damages**

24 Liquidated Damages of \$1,500 (One Thousand Five Hundred) per intersection per day will
25 be assessed to Contractor for each day signal detection is not re-established/maintained as
26 required by Section 675.4.2 of the Technical Provisions.

27 **19.9.5 Bridge Deck Repair / Maintenance Liquidated Damages**

28 Liquidated Damages of \$2,500 (Two Thousand Five Hundred) per day will be assessed
29 to Contractor for each day bridge deck repairs are not made after the timeframe for making the
30 repairs has elapsed as specified by the requirements of special provision Section 104: Bridge
31 Maintenance within Section 1000 of the Technical Provisions.

32

Article 20. INDEMNIFICATION

20.1 Indemnity by Contractor

20.1.1 Subject to [Section 20.1.2](#), Contractor shall defend, release, protect, indemnify and hold harmless the Indemnified Parties from and against any and all Claims, causes of action, suits, judgments, investigations, legal or administrative proceedings, demands and Losses, in each case if asserted or incurred by or awarded to any third party, arising out of, relating to or resulting from:

(a) The breach or alleged breach of any of the Contract Documents by any Contractor-Related Entity;

(b) The failure or alleged failure by any Contractor-Related Entity to comply with the Governmental Approvals, any applicable Environmental Laws or other Laws (including Laws regarding Hazardous Materials Management);

(c) Any alleged patent or copyright infringement or other allegedly improper appropriation or use of trade secrets, patents, proprietary information, know-how, copyright rights or inventions in performance of the Work, or arising out of any use in connection with the Project of methods, processes, designs, information, or other items furnished or communicated to SCDOT or another Indemnified Party pursuant to this Agreement; provided, however, that this indemnity shall not apply to any infringement to the extent resulting from SCDOT's failure to comply with specific written instructions regarding use provided to SCDOT by Contractor;

(d) The actual or alleged culpable act, Error, omission, negligence, breach or misconduct of any Contractor-Related Entity in or associated with performance of the Work;

(e) Any and all claims by any governmental or taxing authority claiming Taxes based on gross receipts, purchases or sales, or the use of any property or income of any Contractor-Related Entity with respect to any payment for the Work made to or earned by any Contractor-Related Entity;

(f) For the failure or alleged failure by any Contractor-Related Entity to pay sums due for the Work or services of Subcontractors, laborers, or Suppliers, provided that SCDOT has paid all undisputed amounts owing to Contractor with respect to such Work;

(g) Any actual or threatened Contractor Release of Hazardous Materials;

~~(h) ResevedThe Claim or assertion by any other SCDOT contractor or developer: (i) that any Contractor-Related Entity failed to cooperate reasonably with such other SCDOT contractor or developer, so as to cause inconvenience, disruption, delay or loss, except where the Contractor-Related Entity was not in any manner engaged in performance of the Work or (ii) that any Contractor-Related Entity interfered with or hindered the progress or completion of work being performed by such other SCDOT contractor or Contractor, so as to cause inconvenience, disruption, delay or loss, to the extent such claim arises out of the actual or alleged culpable act, error, omission, negligence, breach or misconduct of any Contractor-Related Entity;~~

(i) Contractor's performance of, or failure to perform, the obligations under any Utility Agreement, or any Dispute between Contractor and a Utility Company arising out of Utility Adjustments;

1 (j) Any Contractor-Related Entity's breach of or failure to perform an
2 obligation that SCDOT owes to a third person, including Governmental Entities, under Law or
3 under any agreement between SCDOT and a third person, where SCDOT has expressly
4 delegated performance of the obligation to Contractor under the Contract Documents or (ii) the
5 acts or omissions of any Contractor-Related Entity which render SCDOT unable to perform or
6 abide by an obligation that SCDOT owes to a third person, including Governmental Entities,
7 under any agreement between SCDOT and a third person, where the agreement was expressly
8 disclosed or known to Contractor;

9 (k) Any Claim asserted by any third party, such as an adjoining property
10 owners, the traveling public, and residents near the Project, arising out of, relating to, resulting
11 from or are in any manner connected with the performance of the Work or the Work itself,
12 Contractor's operations, or Work supervised by the Contractor or any Subcontractor or sub-
13 subcontractor on the Project; or because of or in consequence of any neglect in safeguarding
14 the Work; or through use of unacceptable materials or workmanship in constructing the Work; or
15 because of any act or omission, neglect, or misconduct of the Contractor or any Subcontractor
16 or sub-subcontractor;

17 (l) The fraud, bad faith, arbitrary or capricious acts, or violation of Law by any
18 Contractor-Related Entity in or associated with the performance of the Work;

19 (m) Inverse condemnation, trespass, nuisance or similar taking of or harm to
20 real property by reason of: (i) the failure of any Contractor-Related Entity to comply with Good
21 Industry Practices, requirements of the Contract Documents, the Project Management Plan or
22 Governmental Approvals respecting control and mitigation of construction activities and
23 construction impacts, (ii) the intentional misconduct or negligence of any Contractor-Related
24 Entity, or (iii) the actual physical entry onto or encroachment upon another's property by any
25 Contractor-Related Entity; and

26 (n) Errors, inconsistencies or other Defects in the design, construction or
27 maintenance of the Project or of Utility Adjustments included in the Work.

28 **20.1.2** Subject to the releases and disclaimers herein, including all the provisions set
29 forth in [Section 3.1.8](#) of this Agreement, Contractor's indemnity obligation shall not extend to any
30 third-party Loss to the extent caused by:

31 (a) The negligence, reckless or intentional misconduct, bad faith or fraud of
32 such Indemnified Party,

33 (b) SCDOT's Material Breach of any of its material obligations under the
34 Contract Documents;

35 (c) An Indemnified Party's material violation of any Laws or Governmental
36 Approvals; or

37 (d) An unsafe requirement inherent in prescriptive design or prescriptive
38 construction specifications of the Technical Provisions, but only where prior to occurrence of the
39 third-party Loss: (i) Contractor complied with such specifications and did not actually know, or
40 would not have known, while exercising reasonable diligence, that the requirement created a
41 potentially unsafe condition or (ii) Contractor knew of and reported to SCDOT the potentially
42 unsafe requirement.

1 **20.1.3** In claims by an employee of Contractor, a Subcontractor, anyone directly or
2 indirectly employed by them or anyone for whose acts they may be liable, the indemnification
3 obligation under this Section 20.1 shall not be limited by a limitation on the amount or type of
4 damages, compensation or benefits payable by or for Contractor or a Subcontractor under
5 workers' compensation, disability benefit or other employee benefits Laws.

6 **20.1.4** For purposes of this Section 20.1, "third party" means any Person or entity
7 other than an Indemnified Party, ~~and Contractor and SCDOT Contractor~~, except that a "third party"
8 includes any Indemnified Party's employee, ~~agent or contractor~~ who asserts a claim against an
9 Indemnified Party which is within the scope of the indemnities, and which is not covered by the
10 Indemnified Party's worker's compensation program.

11 **20.1.5** Contractor hereby acknowledges and agrees that it is Contractor's obligation
12 to perform the Work in accordance with the Contract Documents and that the Indemnified Parties
13 are fully entitled to rely on Contractor's performance of such obligation. Contractor further agrees
14 that any certificate, review or approval by SCDOT or others hereunder shall not relieve Contractor
15 of any of its obligations under the Contract Documents or in any way diminish its liability for
16 performance of such obligations or its obligations under this Section Article 20.

17 **20.1.6** The indemnity set forth in Section 20.1.1(g) is intended to operate as an
18 agreement pursuant to Section 107(e) of the Comprehensive Environmental Response,
19 Compensation and Liability Act, 42 U.S.C. Section 9607(e) to insure, protect, hold harmless and
20 indemnify the Indemnified Parties.

21 **20.1.7** The obligations under this Article 20 shall not be construed to negate, abridge,
22 or reduce other rights or obligations that would otherwise exist in favor of an Indemnified Party
23 hereunder.

24 **20.2 Defense and Indemnification Procedures**

25 **20.2.1** If SCDOT receives Notice of a Claim or otherwise has actual knowledge of a
26 Claim that it believes is within the scope of the indemnities under Section 20.1, and if SCDOT
27 gives Notice thereof pursuant to Section 11.2, then SCDOT will have the right to conduct its own
28 defense unless either an Insurer accepts defense of the Claim within the time required by Law or
29 Contractor accepts the tender of the Claim in accordance with Section 20.2.3.

30 **20.2.2** Subject to Section 20.2.6, if the Insurer under any applicable insurance policy
31 accepts the tender of defense, SCDOT and Contractor shall cooperate in the defense as required
32 by the insurance policy. If no insurer under potentially applicable insurance policies provides
33 defense, then Section 20.2.3 shall apply.

34 **20.2.3** If the defense is tendered to Contractor, then within 15 days after receipt of the
35 tender Contractor shall notify the Indemnified Party whether Contractor has tendered the matter
36 to an Insurer. If Contractor does not tender the matter to an Insurer, then within such 15 days, or
37 if the insurer has rejected the tender, then within five days after such rejection, Contractor shall
38 deliver a Notice to the Indemnified Party stating one of the following:

39 (a) Contractor accepts the tender of defense and confirms that the Claim is
40 subject to full indemnification hereunder without any "reservation of rights" to deny or disclaim
41 full indemnification thereafter;

42 (b) Contractor accepts the tender of defense but with a "reservation of rights"
43 in whole or in part; or

1 (c) Contractor rejects the tender of defense based on a determination that it
2 is not required to indemnify against the Claim under the terms of this Agreement.

3 **20.2.4** If Contractor accepts the tender of defense under [Section 20.2.3\(a\)](#), Contractor
4 shall have the right to select legal counsel for the Indemnified Party, subject to reasonable
5 approval by the Indemnified Party, and Contractor shall otherwise control the defense of such
6 claim, including settlement, and bear the fees and costs of defending and settling such claim.
7 During such defense:

8 (a) Contractor shall fully and regularly inform the Indemnified Party of the
9 progress of the defense and of any settlement discussions; and

10 (b) The Indemnified Party shall fully cooperate in said defense, provide to
11 Contractor all materials and access to personnel it requests as necessary for defense,
12 preparation and trial and which or who are under the control of or reasonably available to the
13 Indemnified Party, and maintain the confidentiality of all communications between it and
14 Contractor concerning such defense.

15 **20.2.5** If Contractor responds to the tender of defense as specified in Section
16 20.2.3(b) or 20.2.3(c), the Indemnified Party shall be entitled to select its own legal counsel and
17 otherwise control the defense of such claim, including settlement.

18 **20.2.6** Notwithstanding Section 20.2.3(a) or 20.2.3(b), the Indemnified Party may
19 assume its own defense by delivering to Contractor Notice of such election and the reasons
20 therefor, if the Indemnified Party, at the time it gives Notice of the claim or at any time thereafter,
21 reasonably determines that:

22 (a) A conflict exists between it and Contractor which prevents or potentially
23 prevents Contractor from presenting a full and effective defense;

24 (b) Contractor is otherwise not providing an effective defense in connection
25 with the claim; or

26 (c) Contractor lacks the financial capacity to satisfy potential liability or to
27 provide an effective defense.

28 **20.2.7** If the Indemnified Party is entitled and elects to conduct its own defense
29 pursuant hereto of a claim for which it is entitled to indemnification, Contractor shall reimburse on
30 a current basis all reasonable costs and expenses the Indemnified Party incurs in investigating
31 and defending, except to the extent the Indemnified Party conducts its own defense as a result of
32 Contractor's denial of such defense pursuant [Section 20.2.3\(c\)](#). In the event the Indemnified
33 Party is entitled to and elects to conduct its own defense, then:

34 (a) In the case of a defense conducted under Section 20.2.3(a), it shall have
35 the right to settle or compromise the claim with Contractor's prior consent, which shall not be
36 unreasonably withheld or delayed;

37 (b) In the case of a defense conducted under Section 20.2.3(b), it shall have
38 the right to settle or compromise the claim with Contractor's prior consent, which shall not be
39 unreasonably withheld or delayed, or with approval of the court or arbitrator following reasonable
40 Notice to Contractor and opportunity to be heard and without prejudice to the Indemnified Party's
41 rights to be indemnified by Contractor; and

1 (c) In the case of a defense conducted under Section 20.2.3(c), it shall have
2 the right to settle or compromise the claim without Contractor's prior consent and without
3 prejudice to its rights to be indemnified by Contractor. If a Dispute resolver determines that
4 Contractor wrongfully denied the defense of the Indemnified Party, the Indemnified Party shall
5 be entitled to reimbursement of the costs of defense, including reimbursement of reasonable
6 attorneys' fees and other litigation and defense costs, and indemnification of costs to settle or
7 compromise the claim, in addition to interest at the rate calculated in accordance with Section
8 24.13 payable on such defense and settlement amounts from the date such costs and expenses
9 are incurred by the Indemnified Party.

10 **20.2.8** The Parties acknowledge that while [Section 20.1](#) contemplates that Contractor
11 will have responsibility for certain claims and liabilities arising out of its obligations to indemnify,
12 circumstances may arise in which there may be shared liability of the Parties with respect to such
13 claims and liabilities. In such case, where either Party believes a claim or liability may entail
14 shared responsibility and that principles of comparative negligence and indemnity are applicable,
15 it shall confer with the other Party on management of the claim or liability in question. If the Parties
16 cannot agree on an approach to representation in the matter in question, each shall arrange to
17 represent itself and to bear its own costs in connection therewith pending the outcome of such
18 matter. Within 30 days subsequent to the final, non-appealable resolution of the matter in
19 question, whether by arbitration or by judicial proceedings, the Parties shall adjust the costs of
20 defense, including reimbursement of reasonable attorneys' fees and other litigation and defense
21 costs, in accordance with the indemnification arrangements of [Section 20.2](#), and consistent with
22 the outcome of such proceedings concerning the respective liabilities of the Parties on the third-
23 party claim.

24 **20.2.9** In determining responsibilities and obligations for defending suits pursuant to
25 this [Section 20.2](#), specific consideration shall be given to the following factors: (a) the party
26 performing the activity in question; (b) the location of the activity and incident; (c) contractual
27 arrangements then governing the performance of the activity; and (d) allegations of respective
28 fault contained in the claim.

Article 21.
PARTNERING AND DISPUTE RESOLUTION PROCEDURES

21.1 Partnering

21.1.1 General Provisions

21.1.1.1 For the mutual benefit of the Parties, SCDOT and Contractor shall establish a partnering relationship to effectively complete the Project. The purpose of the partnering relationship is to establish and maintain effective communication between the Parties to cooperatively identify and resolve critical Project-related issues. Neither the partnering relationship itself, nor discussions between the Parties addressed at the initial partnering workshop, refresher Partnering Meetings or the construction closeout Partnering Meeting (collectively “Partnering Meetings”), shall modify the terms and conditions of this Agreement.

21.1.1.2 In implementing and managing the partnering relationship required under this [Section 21.1](#), SCDOT and Contractor shall:

- (a) Use early and regular communication with Parties involved;
- (b) Establish and maintain a relationship of shared trust, equity and commitment;
- (c) Identify, quantify, and support attainment of mutual goals;
- (d) Develop strategies for using risk-management tools and concepts;
- (e) Implement timely communication and decision making;
- (f) Resolve potential problems at the lowest level of responsible management to avoid negative impacts and Disputes;
- (g) Develop a plan for periodic joint evaluation based on mutually agreed goals;
- (h) Hold Partnering Meetings, as set forth in Section 21.1.2, to preserve the partnering relationship and its benefits for the duration of the Term; and
- (i) Establish periodic joint evaluations of the partnering process and attainment of mutual goals.

21.1.2 Partnering Meeting Schedule; Participants

21.1.2.1 The Parties shall jointly select, before the initial partnering workshop, a third-party facilitator to facilitate Partnering Meetings.

21.1.2.2 The Parties shall schedule and conduct Partnering Meetings as follows:

- (a) The initial partnering workshop prior to NTP 2;
- (b) Refresher Partnering Meetings annually thereafter, or as mutually agreed by the Parties; and
- (c) The construction closeout meeting no later than 60 days after the Substantial Completion Date.

1 21.1.2.3 The Parties shall conduct Partnering Meetings at SCDOT's offices
2 or at such other locations as the Parties mutually agree.

3 21.1.2.4 Key Personnel and executives from both Parties must attend
4 Partnering Meetings.

5 **21.1.3 Partnering Team; Partnering Charter**

6 21.1.3.1 SCDOT and Contractor shall establish a partnering team for the
7 Project, which team shall consist of Project-level contributors and decision-makers from SCDOT,
8 Contractor, and, if applicable, stakeholder organizations. Each Party must identify its respective
9 members of the partnering team prior to the initial partnering workshop; all members of the
10 partnering team must attend the initial partnering workshop.

11 21.1.3.2 The partnering team shall create during the initial partnering
12 workshop a partnering charter that includes:

13 (a) Mutual goals (e.g., core goals that may also include Project-specific goals
14 and individual goals that are jointly supported by both Parties);

15 (b) A partnering team commitment statement signed by every member of the
16 partnering team; and

17 (c) A plan for both Parties to jointly maintain the partnering relationship for the
18 duration of the Term.

19 21.1.3.3 The members of the partnering team shall:

20 (a) Identify the appropriate persons in each Party's organization who shall fill
21 the roles of reviewers for the Issues Resolution Ladder described in [Section 21.2.1](#);

22 (b) Identify the scope of documentation required for review of a Dispute at
23 each level of the Issue Resolution Ladder described in [Section 21.2.1](#);

24 (c) Participate in a semi-annual partnering evaluation survey to measure the
25 progress of mutual goals and key short-term issues as they arise in connection with the Project;

26 (d) Jointly review the results of the partnering evaluation survey, on a semi-
27 annual basis; and

28 (e) Document lessons learned regarding the Project's D&C Work after
29 Substantial Completion.

30 21.1.3.4 While the provisions of this [Section 21.1](#) are not part of the Dispute
31 Resolution Procedures contemplated under this Agreement, the Parties shall exhaust the use of
32 the partnering relationship when addressing potential Disputes and prior to proceeding to the
33 Disputes Resolution Procedures set forth in [Section 21.2](#).

34 **21.1.4 Confidentiality**

35 Subject to the requirements of the Public Records Law, any statements made or materials
36 prepared during or relating to Partnering Meetings, including any statements made or Documents
37 prepared by the facilitator, shall be kept in confidence and used only for the purpose of facilitating
38 resolution of potential Disputes via the partnering process, and shall not be utilized or revealed to
39 others, except to officials and agents of the Parties who are authorized to act on the subject

1 matter. However, the Parties understand that such Documents may be subsequently discoverable
 2 and admissible in mediation, arbitration or court proceedings.

3 **21.1.5 Cost Responsibility**

4 21.1.5.1 The costs of the facilitator, the site and food for Partnering
 5 Meetings shall be shared equally by SCDOT and Contractor. All other costs associated with the
 6 partnering process shall be borne separately by the Party that incurs the costs.

7 21.1.5.2 SCDOT and Contractor will each pay 50% of the full costs of the
 8 Partnering Meetings include the costs for the facilitator, the site and food.

9 **21.2 Dispute Resolution Procedures**

10 The Parties agree that:

11 (a) Any Dispute arising out of, relating to, or in connection with this Agreement
 12 not resolved by partnering, per [Section 21.1](#), shall be resolved pursuant to the multi-step Dispute
 13 Resolution Procedures described in this [Section 21.2](#);

14 (b) The Party bringing a Dispute shall bear the burden of proving the same;

15 (c) Resolutions of Disputes pursuant to this [Section 21.2](#) shall be final,
 16 binding, conclusive and enforceable as set forth in this [Section 21.2](#); and

17 (d) The Issue Resolution Ladder and mediation processes are administrative
 18 procedures and remedies, and failure of Contractor to comply with either such process in all
 19 material respects as to any Dispute or Claim shall constitute a failure to diligently pursue and
 20 exhaust such administrative procedures and remedies and shall operate as a bar against the
 21 Dispute or Claim.

22 **21.2.1 Issue Resolution Ladder**

23 As a condition to the right to bring a Dispute to mediation, arbitration or litigation, the Party
 24 bringing the Dispute shall first attempt to informally resolve the Dispute directly with other Party
 25 using the Issue Resolution Ladder. The Issue Resolution Ladder is the process for elevating
 26 Disputes from the Project’s field level to various levels of review, up to the Parties’ executive
 27 management, if necessary, with defined time limits for each level of review. The goal of the Issue
 28 Resolution Ladder is to resolve each Dispute as close to the field level as possible while
 29 recognizing the requirement to elevate the Dispute to the next level of review before the Dispute
 30 impacts cost or schedule.

31 21.2.1.1 Issue Resolution Ladder Process

32 (a) The Issue Resolution Ladder shall consist of six levels of review and
 33 corresponding time limits to review, as follows:

Level of Review	Contractor Reviewer	SCDOT Reviewer	Time Limit
6	Executive Officer	Construction Alternative Delivery Engineer	10 Business Days
5	Project Director	Construction Manager	5 Business Days
4	Project Director	Project Manager (CEI)	72 hours
3	Project Manager	Resident Construction Engineer (CEI)	24 hours

2	Construction Manager	Senior Inspector by Discipline	5 hours
1	Discipline Superintendent	Inspector by Discipline	1 hour

(b) The partnering team as set forth in Section 21.1.3 shall identify the individuals from SCDOT’s and Contractor’s respective organizations filling the roles of reviewers in the Issue Resolution Ladder, and the documentation required for each level of review in the Issue Resolution Ladder.

(c) If reviewers at any level of the Issue Resolution Ladder cannot resolve a Dispute within the time limits set forth in this Section 21.2.1.1, the reviewers shall elevate the Dispute to the next level of review in the Issues Resolution Ladder.

21.2.2 Issue Resolution Ladder Outcome

(a) If SCDOT and Contractor succeed in resolving a Dispute using the Issue Resolution Ladder, the Parties shall memorialize the resolution in writing, including execution of any Change Order as appropriate, and promptly perform their respective obligations in accordance therewith.

(b) If the Parties do not resolve the Dispute using the Issues Resolution Ladder within the applicable time periods set forth in Section 21.2.1, then either Party shall have 30 days from the conclusion of the Issues Resolution Ladder to bring the Dispute to mandatory mediation, as described in Section 21.2.

21.2.3 State Court Litigation; Jurisdiction and Venue

21.2.3.1 Only upon completion of the requirements of [Section 21.2.1](#) and [Section 21.2.2](#), either Party shall have the right to initiate litigation proceedings for the unresolved Dispute. Any such litigation proceeding shall be de novo.

21.2.3.2 All litigation between the Parties concerning any Disputes shall be filed, heard and decided nonjury in the Richland County Court of Common Pleas which shall have exclusive jurisdiction and venue.

21.2.4 Continuation of Work and Payments During Dispute

Failure by SCDOT to pay any amount in Dispute shall not alleviate, diminish or modify in any respect Contractor’s obligation to perform under the Contract Documents, including Contractor’s obligation to achieve the Completion Deadlines and perform all Work in accordance with the Contract Documents. At all times during the Dispute Resolution Procedures, Contractor and all Subcontractors shall continue with the performance of the Work and their obligations, including any disputed Work or obligations, diligently and without delay or slow down, in accordance with the Contract Documents, except to the extent enjoined by order of a court or otherwise specified or directed by SCDOT. Contractor acknowledges that it shall be solely responsible for the results of any delaying actions or inactions that Contractor or any Contractor-Related Entity takes during the pendency of resolution of a Dispute relating to the Work even if Contractor’s position in connection with the Dispute ultimately prevails. In addition, during the pendency of resolution of a Dispute relating to the Work, the Parties shall continue to comply with all provisions of the Contract Documents, the Project Management Plan, the Governmental Approvals and applicable Law.

1 21.2.4.1 During the course of any and all Dispute Resolution Procedures,
2 SCDOT will continue to pay to Contractor when due all undisputed amounts owing under this
3 Agreement.

4 21.2.4.2 Any Claim or Dispute regarding such payment shall be resolved
5 pursuant to Section 21.2. Contractor shall proceed as directed by SCDOT pending resolution of
6 the Claim or Dispute. Upon resolution of any such Claim or Dispute, each Party shall promptly
7 pay to the other any amount owing.

8 **21.2.5 Attorney Fees**

9 Each Party shall bear its own attorneys' fees and expenses incurred in connection with
10 any Dispute Resolution Procedures, litigation, or any other dispute resolution process regardless
11 of the outcome. Each Party specifically waives the right to any statutory or rule-based award of
12 attorneys' fees and expenses except for any such fees and costs levied pursuant to Rule 11 and
13 Rule 37 of the South Carolina Rules of Civil Procedure.

1 **Article 22.**

2 **RECORDS AND AUDITS; OWNERSHIP OF DOCUMENTS AND INTELLECTUAL**
3 **PROPERTY**

4 **22.1 Escrow Proposal Documents**

5 **22.1.1 Contents of EPDs**

6 The "Detailed Pricing Documents," or "EPDs," shall consist of all cost, unit pricing, price
7 quote and other documentary information used in preparation of the Contract Price. The EPDs
8 shall, inter alia, clearly detail how each cost or price included in the Proposal has been determined
9 and shall show cost or price Elements in sufficient detail as is adequate to enable SCDOT to
10 understand how Contractor calculated the Contract Price. The EPDs provided in connection with
11 quotations and Change Orders shall, inter alia, clearly detail how the total cost or price and
12 individual components of that cost or price were determined. The EPDs shall itemize the estimated
13 costs or price of performing the Work separated into usual and customary items and cost or price
14 categories to present a detailed estimate of costs and price, such as direct labor, repair labor,
15 equipment ownership and operation, expendable materials, permanent materials, supplies,
16 Subcontract costs, plant and equipment, insurance, bonds, letters of credit, indirect costs,
17 contingencies, mark-up, overhead and profit. The EPDs shall itemize the estimated annual costs
18 of insurance premiums for each coverage required to be provided by Contractor under Section
19 11. The EPDs shall include all assumptions made in determining the scope of the Work and
20 calculating the Contract Price, detailed quantity takeoffs, price reductions and discounts, rates of
21 production and progress calculations, and quotes from Subcontractors used by Contractor to
22 arrive at the Contract Price, and any adjustments to the Contract Price under this Agreement.

23 **22.1.2 Manner and Duration for Retaining Escrow Proposal Documents**

24 22.1.2.1 Prior to execution of this Agreement, Contractor delivered to
25 SCDOT one copy of all the EPDs, together with a detailed index and catalogue of the EPDs.
26 Upon execution of this Agreement, the EPDs and index and catalogue shall be held in locked
27 fireproof cabinet(s) supplied by Contractor and located in SCDOT's project office with the key
28 held only by Contractor. Further, concurrently with execution of each Subcontract or with
29 approval of each Change Order or amendment to any Contract Document, the Parties shall add
30 to the cabinet one copy of all documentary information respecting the pricing by the
31 Subcontractor or used in preparation of the Change Order or amendment and shall update the
32 index and catalogue.

33 22.1.2.2 The EPDs and index and catalogue pertaining to the Work shall be
34 held in such cabinet or otherwise maintained until all of the following have occurred:

- 35 (a) 180 days have elapsed from the earlier of Project Final Completion or
36 termination of this Agreement;
- 37 (b) All Warranty Terms have expired pursuant to this Agreement;
- 38 (c) All Claims or Disputes regarding the D&C Work have been settled; and
- 39 (d) The Final Payment has been made and accepted.

40 **22.1.3 Availability for Review**

1 The EPDs shall be available during business hours for joint review by Contractor and
2 SCDOT, or by Contractor, SCDOT and any Dispute resolver, in accordance with [Article 21](#), in
3 connection with approval of the Project Schedule, negotiation of Change Orders, and resolution
4 of Claims or Disputes under the Contract Documents, and also as described in [Section 22.1.7](#).
5 SCDOT will be entitled to review all or any part of the EPDs in order to satisfy itself regarding the
6 applicability of the individual Documents to the matter at issue.

7 **22.1.4 Proprietary Information**

8 The EPDs are, and shall always remain, the property of Contractor and shall be
9 considered to be in Contractor's possession, subject to SCDOT's right to review the EPDs as
10 provided in this [Section 22.1](#). Contractor will have and control the keys to the filing cabinet
11 containing the EPDs. SCDOT acknowledges that Contractor may consider that the EPDs
12 constitute trade secrets or proprietary information. SCDOT will have the right to copy the EPDs
13 for the purposes set forth in this [Section 22.1](#), provided that the Parties execute a mutually
14 agreeable confidentiality agreement with respect to EPDs that constitute trade secrets or
15 proprietary information, which confidentiality agreement shall explicitly acknowledge that it is
16 subject to applicable Law (including the South Carolina Public Records Act).

17 **22.1.5 Representation**

18 Contractor represents and warrants that the EPDs constitute all documentary information
19 used in the preparation of its Contract Price. Contractor agrees that no other price Proposal
20 preparation information will be considered in resolving Disputes or Claims. Contractor further
21 agrees that the EPDs are not part of the Contract Documents and that nothing in the EPDs shall
22 change or modify any Contract Document.

23 **22.1.6 Form of EPDs**

24 Except as otherwise provided in the RFP, Contractor shall submit the EPDs in such format
25 as is used by Contractor in connection with its Proposal. Contractor represents and warrants that
26 the EPDs provided with the Proposal were personally examined by an authorized officer of
27 Contractor prior to delivery, and that the EPDs meet the requirements of [Section 22.1.4](#).
28 Contractor further represents and warrants that all EPDs provided were or will be personally
29 examined prior to delivery by an authorized officer of Contractor, and that they shall meet the
30 requirements of [Section 22.1.4](#).

31 **22.1.7 Review by SCDOT to Confirm Completeness**

32 SCDOT may at any time conduct a review of the EPDs to determine whether they are
33 complete. If SCDOT determines that any data is missing from an EPD, Contractor shall provide
34 such data within three Business Days after delivery of SCDOT's request for such data. At that
35 time of its submission to SCDOT, such data will be date stamped, labeled to identify it as
36 supplementary EPD information and added to the EPDs. Contractor shall have no right to add
37 Documents to the EPDs except upon SCDOT's request. The EPDs associated with any Change
38 Order or Contract Price adjustment under this Agreement shall be reviewed, organized and
39 indexed in the same manner as the original EPDs.

40 **22.2 Financial Reporting Requirements**

41 **22.2.1** Contractor shall deliver to SCDOT financial and narrative reports, statements,
42 certifications, budgets and information upon request by SCDOT.

1 **22.2.2** Contractor shall furnish, or cause to be furnished, to SCDOT such financial
2 information and statements as SCDOT may reasonably request from time to time for any purpose
3 related to the Project, the Work or the Contract Documents. ~~In addition, Contractor shall deliver~~
4 ~~to SCDOT the following financial statements for each Guarantor, at the times specified below:~~

5 ~~(a) Within 60 days after the end of each fiscal quarter, duplicate copies of the~~
6 ~~balance sheet and a consolidated statement of earnings of the Guarantor and its consolidated~~
7 ~~subsidiaries for such quarter and for the period from the beginning of the then current fiscal year~~
8 ~~to the end of such quarter, setting forth in comparative form the figures for the corresponding~~
9 ~~periods during the previous fiscal year, all in reasonable detail and certified by the chief financial~~
10 ~~officer of the Guarantor as complete and correct, subject to changes resulting from year-end~~
11 ~~adjustments;~~

12 ~~(b) Within 120 days after the end of each fiscal year, duplicate copies of the~~
13 ~~financial statements (which shall include a balance sheet and a consolidated statement of~~
14 ~~financial condition of the Guarantor and its consolidated subsidiaries at the end of such year,~~
15 ~~and statements of earnings, changes in financial position of the Guarantor and its consolidated~~
16 ~~subsidiaries for such year, and all related notes to the financial statements, setting forth in each~~
17 ~~case in comparative form the figures for the previous fiscal year), all in reasonable detail and~~
18 ~~accompanied by an opinion thereon of an independent public accountant of recognized national~~
19 ~~standing selected by the Guarantor, which opinion shall state that such financial statements have~~
20 ~~been prepared in accordance with GAAP consistently applied, and that the examination of such~~
21 ~~accountants in connection with such financial statements has been made in accordance with~~
22 ~~generally accepted auditing standards, and accordingly, included such tests of the accounting~~
23 ~~records and such other auditing procedures as were considered necessary in the circumstances.~~
24 ~~If financial statements are prepared in accordance with principles other than GAAP, Contractor~~
25 ~~shall concurrently deliver a letter from the certified public accountant of the applicable entity~~
26 ~~discussing the areas of the financial statements that would be affected by a conversion to GAAP;~~
27 ~~and~~

28 ~~(c) Upon request of SCDOT for particular fiscal quarters, copies of all other~~
29 ~~financial statements and information reported by the Guarantor to its shareholders generally and~~
30 ~~of all reports filed by the Guarantor with the Securities Exchange Commission under Section 13,~~
31 ~~Section 14, or Section 15(d) of the Exchange Act, to be provided to SCDOT as soon as~~
32 ~~practicable after furnishing such information to the Guarantor's shareholders or filing such reports~~
33 ~~with the Securities and Exchange Commission, as applicable.~~

34 **22.2.3** Contractor shall cooperate and provide, and shall cause the Subcontractors to
35 cooperate and provide, such information as determined necessary or desirable by SCDOT in
36 connection with any Project financing. Without limiting the generality of the foregoing, Contractor
37 shall provide such information SCDOT determines is necessary or desirable for inclusion in
38 SCDOT's securities disclosure Documents and in order to comply with Securities and Exchange
39 Commission Rule 15c2-12 regarding certain periodic information and Notice of material events.
40 Contractor shall provide customary representations and warranties to SCDOT and the capital
41 markets as to the correctness, completeness and accuracy of any information furnished.

42 **22.2.4** Contractor shall cooperate and provide, and shall cause the Subcontractors to
43 cooperate and provide, such information as is necessary or requested by SCDOT to assist or
44 facilitate the submission by SCDOT of any documentation, reports or analysis required by the
45 State, FHWA or any other Governmental Entity with jurisdiction over the Project.

1 **22.2.5** All reports and information delivered by Contractor under Section 22.2.3 and
2 Section 22.2.4 shall also be delivered electronically, to the extent electronic files exist, and be
3 suitable for posting on the web.

4 **22.3 Subcontract Pricing Documents**

5 Each Subcontract shall include a provision requiring the Subcontractor to preserve all
6 documentary information used in establishing its Subcontract price and to provide such
7 documentation to Contractor or SCDOT in connection with any Claim made by such
8 Subcontractor.

9 **22.4 Maintenance and Inspection of Records**

10 **22.4.1** Except for EPDs (which shall be maintained as set forth in Section 22.1),
11 Contractor shall keep and maintain in a secure, fire proof location in Richland County, South
12 Carolina, or in another location SCDOT approves in its discretion, accurate and complete Books
13 and Records, including copies of all original Documents delivered to SCDOT. Contractor shall
14 keep and maintain such Books and Records in accordance with applicable provisions of the
15 Contract Documents, and of the Project Management Plan, and in accordance with Good Industry
16 Practice. Contractor shall notify SCDOT where the Books and Records are kept.

17 **22.4.2** Contractor shall make all its Books and Records available for inspection by
18 SCDOT and SCDOT's Representatives at Contractor's principal offices in South Carolina, or at
19 SCDOT's Project office for EPDs, at all times during normal business hours, without charge.
20 Contractor shall provide copies thereof to SCDOT, or make available for review to SCDOT, as
21 and when expressly required by the Contract Documents, or, for those not expressly required,
22 upon request and at no expense to SCDOT. SCDOT may conduct any such inspection upon 48
23 hours' prior Notice, or unannounced and without prior Notice where there is good faith suspicion
24 of fraud. The right of inspection includes the right to make extracts, make copies and take notes.
25 The provisions of this Section 22.4.2 are subject to the following:

26 (a) They shall remain in full force and effect regardless of whether a Claim or
27 Dispute exists or whether either Party or both of the Parties have invoked the Dispute Resolution
28 Procedures; and

29 (b) Contractor reserves the right to assert exemptions from disclosure for
30 information that would be exempt under applicable State Law from discovery or introduction into
31 evidence in legal actions, including information protected by the attorney-client or other legal
32 privilege based upon an opinion of counsel reasonably satisfactory to SCDOT.

33 **22.4.3** Contractor shall retain Books and Records for a minimum of five years after
34 the Final Completion date or after the date generated, whichever is later; provided, however, that
35 if the Contract Documents specify any different time period for retention of particular records, such
36 time period shall control. Any provision of the Contract Documents establishing a stated period
37 for retention of Books and Records means the period of time, as stated, after the date the Book
38 or Record is generated, unless specifically provided otherwise.

39 **22.4.4** Notwithstanding the foregoing, Contractor shall retain and make available all
40 Books and Records which relate to Claims and Disputes being processed or the subject of the
41 Dispute Resolution Procedures for a period of not less than one year after the date the Dispute is
42 finally resolved (or for any longer period required under any other applicable provision of the
43 Contract Documents). Throughout the course of any Work that is in Dispute and the subject of

1 the Dispute Resolution Procedures, Contractor shall keep separate and complete Books and
2 Records that provide a clear distinction between the incurred direct costs of disputed Work and
3 that of undisputed Work, and shall permit SCDOT access to these Books and Records on an
4 Open Book Basis.

5 **22.4.5** Refer to ~~Attachment 1 to Exhibit 4~~ **Exhibit 3** for Federal Requirements
6 applicable to maintenance and inspection of Books and Records, with which Contractor shall
7 comply.

8 **22.5 Audits**

9 **22.5.1** SCDOT has the right to review and audit Contractor, its Subcontractors and
10 their respective Books and Records, except for Documents designated as confidential or
11 privileged, as and when SCDOT deems necessary for purposes of verifying compliance with the
12 Contract Documents and applicable Law. Without limiting the foregoing, SCDOT will have the
13 right to audit Contractor's Project Management Plan and compliance therewith, including the right
14 to inspect Work or activities and to verify the accuracy and adequacy of the Project Management
15 Plan and its component parts, plans and other documentation. SCDOT may conduct any such
16 audit of Books and Records upon 48 hours' prior Notice, or unannounced and without prior Notice
17 where there is good faith suspicion of fraud.

18 **22.5.2** All Claims or Disputes filed against SCDOT will be subject to audit at any time
19 following the filing of the Claim or Dispute. The audit may be performed by employees of SCDOT
20 or by an auditor under contract with SCDOT after 20 days' Notice to Contractor, any
21 Subcontractors or their respective agents. No Notice is required before commencing any audit (i)
22 within 60 days after Final Completion; (ii) within 60 days after termination of this Agreement; or
23 where there is good faith suspicion of fraud or other criminal activity. Contractor, Subcontractors
24 or their agents shall provide and cause Contractor-Related Entities to provide adequate facilities,
25 acceptable to SCDOT, for the audit during normal business hours. Contractor shall cooperate
26 and cause Contractor-Related Entities to cooperate with the auditors. At a minimum, the auditors
27 shall have available to them the following Documents:

- 28 (a) Daily time sheets and supervisor's daily reports;
- 29 (b) Union agreements;
- 30 (c) Insurance, welfare, and benefits records;
- 31 (d) Payroll registers;
- 32 (e) Earnings records;
- 33 (f) Payroll tax forms;
- 34 (g) Material invoices and requisitions;
- 35 (h) Material cost distribution work sheet;
- 36 (i) Equipment records (list of company equipment, rates, etc.);
- 37 (j) Subcontractors' (including Suppliers) invoices;
- 38 (k) Subcontractors' and agents' payment certificates;
- 39 (l) Canceled checks (payroll, Subcontractors and Suppliers);

1 (m) Job cost report;

2 (n) Job payroll ledger;

3 (o) General ledger;

4 (p) Cash disbursements journal;

5 (q) Project Schedules;

6 (r) All Documents that relate to each and every Claim or Dispute, together
7 with all Documents that support the amount of damages as to each Claim or Dispute; and

8 (s) Work sheets used to prepare the Claim or Dispute establishing the cost
9 components for items of the Claim or Dispute, including labor, benefits and insurance, materials,
10 equipment, Subcontractors, all Documents that establish the time periods, individuals involved,
11 the hours for the individuals, and the rates for the individuals.

12 **22.5.3** Failure of any Contractor-Related Entity to maintain and retain sufficient
13 records to allow the auditors to verify all or a portion of the Claim or Dispute, to permit the auditor
14 access to the Books and Records of any Contractor-Related Entity, or to otherwise fully comply
15 with the provisions of this [Section 22.5](#) shall constitute a waiver of the Claim or Dispute and shall
16 bar any recovery or relief thereunder.

17 **22.5.4** FHWA's rights to review and audit Contractor, its Subcontractors and their
18 respective Books and Records are set forth in Form FHWA-1273 as provided in Section 1000 of
19 the Technical Provisions.

20 **22.5.5** Contractor represents and warrants the completeness and accuracy of all
21 information it or its agents provides in connection with SCDOT audits and shall cause all
22 Subcontractors other than SCDOT and Governmental Entities acting as Subcontractors to
23 warrant the completeness and accuracy of all information such Subcontractors or their agents
24 provides in connection with SCDOT audits.

25 **22.5.6** SCDOT's rights of audit include the right to observe the business operations of
26 Contractor and its Subcontractors to confirm the accuracy of Books and Records.

27 **22.5.7** Contractor's internal and third-party quality and compliance auditing
28 responsibilities shall be set forth in the Project Management Plan.

29 **22.5.8** Nothing in the Contract Documents shall in any way limit the constitutional and
30 statutory powers, duties and rights of elected State officials, including the independent rights of
31 the State Auditor General, in carrying out his or her legal authority. Contractor understands and
32 acknowledges that:

33 (a) The State Auditor General may conduct an audit or investigation of any
34 Person receiving funds from the State directly under this Agreement or indirectly through a
35 Subcontract;

36 (b) Acceptance of funds directly under this Agreement or indirectly through a
37 Subcontract acts as acceptance of the authority of the State Auditor General, under the direction
38 of the Joint Legislative Audit Committee, to conduct an audit or investigation in connection with
39 those funds; and

1 (c) A Person that is the subject of an audit or investigation must provide the
2 State Auditor General with access to any information the State Auditor General considers
3 relevant to the investigation or audit.

4 **22.6 South Carolina Freedom of Information Act**

5 **22.6.1** Contractor acknowledges and agrees that all records, Documents, drawings,
6 Plans, specifications and other materials in SCDOT's possession, including materials submitted
7 by Contractor, are subject to the provisions of the South Carolina Freedom of Information Act,
8 S.C. Code Ann. § 30-4-10, *et. seq* ("FOIA".) To the extent that this Agreement involves the
9 exchange or creation of "public information," as such term is defined by FOIA, that SCDOT
10 collects, assembles, or maintains or has a right of access to, and is not otherwise excepted from
11 disclosure under the FOIA, Contractor is required, at no additional charge to the State, to make
12 any such information available in .pdf format, which is accessible by the public.

13 **22.6.2** If Contractor believes information or materials submitted to SCDOT constitute
14 trade secrets, proprietary information or other information that is excepted from disclosure under
15 FOIA, Contractor shall be solely responsible for specifically and conspicuously designating that
16 information by placing "CONFIDENTIAL" in the center header of each such page affected, as it
17 determines to be appropriate. Any specific proprietary information, trade secrets or confidential
18 commercial and financial information shall be clearly identified as such and shall be accompanied
19 by a concise statement of reasons supporting the Claim.

20 **22.6.3** If SCDOT receives a request for public disclosure of materials marked
21 "CONFIDENTIAL," SCDOT will use reasonable efforts to notify Contractor of the request and give
22 Contractor an opportunity to assert, in writing and at its sole expense, a claimed exception under
23 FOIA or other applicable Law within the time period specified in the Notice issued by SCDOT and
24 allowed under FOIA. Under no circumstances, however, will SCDOT be responsible or liable to
25 Contractor or any other Person for the disclosure of any such labeled materials, whether the
26 disclosure is required by Law, or court order, or occurs through inadvertence, mistake or
27 negligence on the part of SCDOT or its officers, employees, contractors or consultants.

28 **22.6.4** In the event of any proceeding or litigation concerning the disclosure of any
29 material submitted by Contractor to SCDOT, SCDOT's sole involvement will be as a stakeholder
30 retaining the material until otherwise ordered by a court or such other authority having jurisdiction
31 with respect thereto, and Contractor shall be fully responsible for otherwise prosecuting or
32 defending any action concerning the materials at its sole cost and risk; provided, however, that
33 SCDOT reserves the right, in its discretion, to intervene or participate in the litigation in such
34 manner as it deems necessary or desirable. Except in the case of SCDOT's voluntary intervention
35 or participation in litigation, Contractor shall pay and reimburse SCDOT within 30 days after
36 receipt of demand and reasonable supporting documentation for all costs and fees, including
37 attorneys' fees and costs, SCDOT incurs in connection with any litigation, proceeding or request
38 for disclosure.

39 **22.6.5** Nothing contained in this Section 22.6 shall modify or amend requirements and
40 obligations imposed on SCDOT by FOIA or other applicable Law, and the provisions of FOIA or
41 other Laws shall control in the event of a conflict between the procedures described above and
42 the applicable Law. Contractor is advised to contact legal counsel concerning such Law and its
43 application to Contractor.

1 **22.7 Intellectual Property**

2 **22.7.1 Proprietary Intellectual Property**

3 22.7.1.1 Contractor acknowledges and agrees that all Proprietary
4 Intellectual Property, in any medium, is specially ordered or commissioned by SCDOT, including
5 works made for hire in accordance with Section 101 of the Copyright Act of the United States.
6 Contractor hereby assigns to SCDOT all rights, title and interest in and to the Proprietary
7 Intellectual Property including any and all software, work product and designs.

8 22.7.1.2 As a condition of Final Completion, Contractor shall deliver to
9 SCDOT all work product, Documents, results and related materials created in the development
10 of Proprietary Intellectual Property as well as an indexed collection of such materials. Without
11 limiting the generality of the foregoing, delivery of such materials shall include Design Documents
12 and Construction Documents.

13 22.7.1.3 SCDOT hereby grants to Contractor a limited license to use,
14 exploit, manufacture, distribute, copy, adapt and display the Proprietary Intellectual Property
15 solely in connection with and limited to (a) incorporation into the Project Intellectual Property, (b)
16 the Work for this Project, and (c) all other services performed by or on behalf of SCDOT to
17 complete the Work, or comply with Contractor's obligations under this Agreement. No Intellectual
18 Property rights of SCDOT are being licensed to Contractor except as otherwise expressly
19 provided in this Section.

20 **22.7.2 Contractor Intellectual Property**

21 22.7.2.1 Subject to Section 22.7.5, Contractor hereby grants to SCDOT an
22 irrevocable, perpetual, fully paid-up right and license to use, exploit, manufacture, distribute,
23 copy, adapt and display the Contractor Intellectual Property, including any enhancements
24 thereof.

25 22.7.2.2 Contractor shall identify and disclose all Contractor Intellectual
26 Property contained or included in the Project Intellectual Property, including (when reasonably
27 available) full and specific information detailing Intellectual Property claimed, date of authorship,
28 creation or invention, date of application(s), application number(s) and registering entit(ies), date
29 of registration(s), registration number(s) and registering entit(ies), if any, and owner including
30 Person or entity name and address.

31 22.7.2.3 Contractor shall deliver to SCDOT all Contractor Intellectual
32 Property contained or included in the Project Intellectual Property promptly upon request.

33 **22.7.3 Third Party Intellectual Property**

34 22.7.3.1 Whenever using any design, device, material, software or process
35 protectable or protected as Third Party Intellectual Property, Contractor shall obtain the right and
36 license for such use. Without limiting the foregoing, and subject to [Section 22.7.5](#), Contractor
37 shall secure nonexclusive, transferable, irrevocable, unconditional, royalty-free licenses in the
38 name of SCDOT to use, reproduce, modify, adapt and disclose Third Party Intellectual Property
39 and shall pay any and all royalties and license fees required to be paid for any Intellectual
40 Property incorporated into the Project Intellectual Property. All Third Party Intellectual Property
41 licenses are subject to SCDOT's review and approval. The foregoing requirement shall not
42 apply, however, to mass-marketed software products (sometimes referred to as "shrink wrap

1 software”) owned by such a Person where such a license cannot be extended to SCDOT using
2 commercially reasonable efforts.

3 22.7.3.2 Contractor shall identify and disclose all Third Party Intellectual
4 Property contained or included in the Project Intellectual Property including (when reasonably
5 available) full and specific information detailing Intellectual Property claimed, date of authorship,
6 creation or invention, date of application(s), application number(s) and registering entit(ies), date
7 of registration(s), registration number(s) and registering entit(ies), if any, and owner including
8 Person or entity name and address.

9 **22.7.4 Inclusion in Contract Price**

10 Contractor acknowledges and agrees that the Contract Price includes all royalties and
11 costs arising from Project Intellectual Property or in any way involved in the Work. Any items for
12 royalties and costs arising from Project Intellectual Property to be incurred after the execution of
13 this Contract shall be the responsibility of the Contractor unless the charge is incurred because
14 of a SCDOT directed change.

15 **22.7.5 Licensing Limitations**

16 Licenses granted under [Section 22.7.2](#) and [Section 22.7.3](#) shall be limited as follows:

17 22.7.5.1 The right to transfer the license is limited to any Governmental
18 Entity that succeeds to the power and authority of SCDOT generally or with respect to the Project,
19 and any Governmental Entity having power and authority over any city or county road where the
20 Proprietary Intellectual Property of Contractor is installed, deployed or operated.

21 22.7.5.2 The right to sublicense is limited to State, regional and local
22 Governmental Entities that own or operate a State Highway or other road (tolled or not tolled)
23 where the Proprietary Intellectual Property of Contractor is installed, deployed or operated, and
24 to the concessionaires, developers, contractors, Subcontractors, employees, attorneys,
25 consultants and agents that are retained by or on behalf of SCDOT or any such State, regional
26 or local Governmental Entity in connection with the Project, another State Highway, or other road
27 (tolled or untolled) where the Proprietary Intellectual Property of Contractor is installed, deployed
28 or operated.

29 22.7.5.3 SCDOT will:

30 (a) Not disclose any Contractor Intellectual Property or Third-Party Intellectual
31 Property to any Person other than authorized transferees and sublicensees who agree to be
32 bound by any confidentiality obligations of SCDOT relating thereto;

33 (b) Enter into a commercially reasonable confidentiality agreement if
34 requested by Contractor with respect to the licensed Contractor Intellectual Property or Third-
35 Party Intellectual Property; and

36 (c) Include, or where applicable require such State or regional Governmental
37 Entity to include, in the contract with the sublicensee its covenant to employ sound business
38 practices no less diligent than those used for its own confidential information, and no less diligent
39 than required by commercially reasonable standards of confidentiality, to protect all Contractor
40 Intellectual Property or Third Party Intellectual Property and other materials provided under the
41 sublicense against disclosure to third parties not in receipt of a sublicense, and to use the
42 sublicense only for the permitted purposes.

1 **22.7.6 Limitation on SCDOT Liability**

2 Notwithstanding any contrary provision of this Agreement, in no event shall SCDOT or any
3 of its directors, officers, employees, consultants or agents be liable to Contractor, any Affiliate or
4 any Subcontractor for any damages, including loss of profit, arising out of breach of the duty of
5 confidentiality set forth in [Section 22.7.5](#) if such breach is not the result of gross negligence or
6 intentional misconduct. Contractor hereby irrevocably waives all Claims to any such damages.

Article 23.

EARLY TERMINATION OF AGREEMENT; TRANSITION AT END OF TERM

23.1 Termination for Convenience

23.1.1 SCDOT may, at any time, terminate this Agreement and the performance of the Work by Contractor, in whole or in part, if SCDOT determines, in its discretion, that a termination is in SCDOT's best interest ("Termination for Convenience"). SCDOT will terminate by delivering to Contractor a Notice of Termination for Convenience or Notice of Partial Termination for Convenience specifying the extent of termination and its Effective Date. Termination (or partial termination) of this Agreement under this Section Article 23 shall not relieve Contractor or any Surety ~~or Guarantor~~ of its obligation for any Claims arising prior to termination.

23.1.2 If SCDOT terminates this Agreement on grounds or in circumstances beyond SCDOT's termination rights specifically set forth in this Agreement, such termination shall be deemed a Termination for Convenience for the purpose of determining the amount of Termination Compensation due (but not for any other purpose).

23.2 Termination for Convenience Compensation Amount

23.2.1 If SCDOT exercises its right of Termination for Convenience, it shall owe Termination Compensation to Contractor in an amount equal to the sum of the following:

(a) Payments due but not yet paid in accordance with Article 13 for all Work performed up to the date of termination, including Work in progress since the last Pay Request; plus:

(b) Contractor's actual reasonable out-of-pocket cost, without profit, and including equipment costs only to the extent permitted by ~~Section 105.14 of the SCDOT Standard Specifications~~ ~~Section 1.2.3 of Exhibit 14~~ for demobilization, and Work done to secure the applicable portion of the Project for termination, including reasonable overhead; plus

(c) Reserved

(d) The cost of settling and paying claims arising out of the termination of Work under Subcontracts and Utility Agreements, exclusive of the amounts paid or payable on account of supplies or materials delivered or services furnished by the Subcontractor prior to the Effective Date of the Notice of Termination for Convenience or Notice of Partial Termination for Convenience of Work under this Agreement, which amounts shall be included in the cost on account of which payment is made under clause (b) above; plus

(e) The reasonable out-of-pocket cost incurred (including reasonable overhead) to preserve and protect property; plus

(f) The reasonable out-of-pocket cost incurred to prepare and carry out the transition plan under Section 24.9.1; plus

(g) Any other reasonable out-of-pocket cost (including overhead) incurred incidental to termination of Work under this Agreement, including the reasonable cost to Contractor of handling material returned to the Supplier, delivered to SCDOT or otherwise disposed of as directed by SCDOT, and including a reasonable allowance for Contractor's administrative costs in determining the amount payable due to termination of this Agreement, but excluding any costs and expenses incurred in connection with any Disputes; minus

1 (h) The cost of property, materials, supplies, equipment and other things to
2 be retained by Contractor, the agreed price for, or proceeds from, the sale of such items not
3 otherwise delivered to SCDOT, and other appropriate deductions allowed under this Agreement,
4 including those deductions that would be permitted in connection with the Final Payment; minus

5 (i) All unliquidated advance or other payments made to or on behalf of
6 Contractor applicable to the terminated portion of the Work or Agreement; minus

7 (j) The cost of repairing any Nonconforming Work (or, in SCDOT's discretion,
8 the amount of the reimbursement to which SCDOT is entitled under Section 6.7); minus

9 (k) The amount of any other Claim which SCDOT may have against any
10 Contractor-Related Entity in connection with this Agreement; minus

11 (l) Any other amounts due or payable by Contractor to SCDOT pursuant to
12 this Agreement; minus

13 (m) Amounts that SCDOT reasonably deems advisable to retain to cover any
14 existing or threatened Claims and stop Notices relating to the Project, including claims by Utility
15 Companies, or to cover Warranty Work, provided that SCDOT will promptly pay to Contractor
16 any such retained amounts remaining after the need for the retention ends.

17 **23.2.2** Contractor acknowledges and agrees that it shall not be entitled to any
18 compensation in excess of the value of the Work performed (determined as provided in [Section](#)
19 [23.2.1](#)) plus its settlement costs, and that, except to the extent provided in Section 23.2.1(a) and
20 [Section 23.2.1\(c\)](#), items such as lost or anticipated profits, unabsorbed overhead and opportunity
21 costs shall not be recoverable by it upon termination of this Agreement. If any refund is payable
22 with respect to insurance or bond premiums, letter of credit fees, deposits or other items which
23 were previously passed through to SCDOT by Contractor, such refund shall be paid directly to
24 SCDOT or otherwise credited to SCDOT. Except for normal spoilage, and except to the extent
25 that SCDOT will have otherwise expressly assumed the risk of Loss, there will be excluded from
26 the amounts payable to Contractor under [Section 23.2.1](#), the fair value, as determined by SCDOT,
27 of equipment, machinery, materials, supplies and property which is destroyed, lost, stolen, or
28 damaged so as to become undeliverable to SCDOT, or sold pursuant to [Section 23.2.1](#).
29 Information contained in the EPDs may be a factor in determining the value of the Work
30 terminated.

31 **23.2.3** Upon determination of the amount of the termination payment, the Parties shall
32 amend this Agreement to reflect the agreed termination payment, SCDOT will pay Contractor the
33 amount due, and, in the case of a Partial Termination for Convenience, the Contract Price shall
34 be reduced to reflect the reduced scope of Work.

35 **23.2.4** If a termination hereunder is partial, Contractor may file a Proposal with
36 SCDOT for an equitable adjustment of the Contract Price for the continued portion of this
37 Agreement. Any Proposal by Contractor for an equitable adjustment under this Section 23.2.3
38 shall be requested within 90 days from the Effective Date of the partial termination unless
39 extended in writing by SCDOT. The amount of any such adjustment as may be agreed upon shall
40 be set forth in a Change Order.

41 **23.3 Payment**

42 SCDOT may from time to time, under such terms and conditions as it may prescribe and,
43 in its discretion, make partial payments for costs incurred by Contractor in connection with the

1 terminated portion of this Agreement, whenever in the opinion of SCDOT the aggregate of such
2 payments shall be within the amount to which Contractor will be entitled hereunder. If the total of
3 such payments is in excess of the amount finally determined to be due under this [Article 23](#), such
4 excess shall be payable by Contractor to SCDOT upon demand.

5 **23.4 Subcontracts**

6 **23.4.1** Provisions shall be included in each Subcontract (at all tiers) regarding
7 terminations for convenience, allowing such termination rights and obligations to be passed
8 through to the Subcontractors and establishing terms and conditions relating thereto, including
9 procedures for determining the amount payable to the Subcontractor upon a termination,
10 consistent with this Article 23.

11 **23.4.2** Each Subcontract shall provide that, in the event of a Termination for
12 Convenience by SCDOT, the Subcontractor will not be entitled to any anticipatory or unearned
13 profit on Work terminated or partly terminated, except as provided in Section 21.2.1(c), or to any
14 payment which constitutes consequential damages on account of the termination or partial
15 termination.

16 **23.5 Termination Based on Delayed Issuance of NTPs**

17 **23.5.1** If NTP 1 has not been issued within 120 days after the Effective Date and this
18 Delay is not caused in whole or in part by an act, omission, negligence, intentional misconduct,
19 or breach of applicable Law, contract or Governmental Approval of any Contractor-Related Entity,
20 Contractor, as its sole remedy, shall have the right to terminate this Agreement, which right shall
21 be exercised by delivery of notice of termination to SCDOT. In such event, SCDOT's sole liability
22 to Contractor is to pay Contractor the same payment for work product as provided to unsuccessful
23 Proposers pursuant to the Section 3.14 of the ITP; provided, however, that all other conditions for
24 such payment are met.

25 **23.5.2** If NTP 2 has not been issued within 120 days after satisfaction of all conditions
26 precedent to issuance of NTP 2, Contractor, as its sole remedy, may conditionally elect to
27 terminate this Agreement by providing SCDOT with Notice of such conditional election. If
28 Contractor delivers a Notice of its conditional election to terminate, SCDOT will have the choice
29 of either accepting such Notice of termination or continuing this Agreement in effect by delivering
30 to Contractor Notice of SCDOT's choice not later than 30 days after receipt of Contractor's Notice.
31 If SCDOT does not deliver Notice of its choice within such 30-day period, then it will be deemed
32 to have accepted Contractor's election to terminate the Agreement. In such event, the termination
33 shall be deemed a Termination for Convenience and handled in accordance with this [Section](#)
34 [23.1](#). If SCDOT delivers timely Notice choosing to continue this Agreement in effect, then
35 Contractor will be entitled to a Price Adjustment pursuant to Section 14.1.5.2 subject to
36 Contractor's compliance with the terms and conditions set forth in Article 14 for the duration of
37 the Delay in the issuance of NTP 2, or until earlier termination of this Agreement.

38 **23.6 Termination by Court Ruling**

39 **23.6.1** This Agreement and the other Contract Documents are subject to Termination
40 by Court Ruling.

41 **23.6.2** Termination by Court Ruling becomes effective, and automatically terminates
42 this Agreement, upon issuance of the final, non-appealable court order by a court of competent

1 jurisdiction; provided, however, that where Section 24.15 applies, Termination by Court Ruling
2 becomes effective only after the Parties determine they are unable to negotiate revisions to the
3 Contract Documents to affect their original intent.

4 **23.6.3** If both Parties agree in writing, they may elect to partially terminate this
5 Agreement due to such court order and to continue the remainder of this Agreement in effect, to
6 the extent it is possible to do so without violating the court order.

7 **23.6.4** If Termination by Court Ruling occurs, then SCDOT will owe termination
8 compensation to Contractor equal to that owing upon a Termination for Convenience or Partial
9 Termination for Convenience, as applicable, except the amount set forth in Section 23.2.1(c).

10 **23.7 Termination Based on Statutory Grounds**

11 **23.7.1** SCDOT may terminate this Agreement, without obligation or penalty, if
12 Contractor or any member of the Contractor's team violates the State Ethics Act, S.C. Code Ann.
13 § 8-13-100, et. seq. regarding unlawful offering of employment to a procurement officer or
14 procurement employee.

15 **23.8 Responsibilities after Notice of Termination**

16 **23.8.1** Within three days after either Party delivers to the other Party a notice of
17 termination of this Agreement, Contractor and SCDOT shall meet and confer for the purpose of
18 developing an interim transition plan for the orderly transition of the terminated Work,
19 demobilization and transfer of the Project and its maintenance to SCDOT. The Parties shall use
20 diligent efforts to complete preparation of the interim transition plan within 15 days after the date
21 Contractor receives such notice of termination. The Parties shall use diligent efforts to complete
22 a final transition plan within 30 days after such date. The transition plan shall be in form and
23 substance acceptable to SCDOT in its good faith discretion and shall include and be consistent
24 with the provisions and procedures set forth in Section 23.8.2.

25 **23.8.2** After either Party delivers to the other Party a notice of termination of this
26 Agreement, and except as otherwise directed by SCDOT, Contractor shall timely comply with the
27 following obligations independent of, and without regard to, the timing for preparing or
28 implementing the transition plan or for determining, adjusting, settling and paying any amounts
29 due Contractor under this Agreement:

30 23.8.2.1 Stop the Work as specified in the Notice;

31 23.8.2.2 Notify all affected Subcontractors and Suppliers that this
32 Agreement is being terminated and that their Subcontracts (including orders for materials,
33 services or facilities) are not to be further performed unless otherwise authorized in writing by
34 SCDOT;

35 23.8.2.3 Enter into no further Subcontracts (including orders for materials,
36 services or facilities), except as necessary to complete the continued portion of the Work;

37 23.8.2.4 Unless instructed otherwise by SCDOT, terminate all Subcontracts
38 and Utility Agreements to the extent they relate to the Work terminated;

39 23.8.2.5 To the extent directed by SCDOT, execute and deliver to SCDOT
40 written rs, in form and substance acceptable to SCDOT, acting reasonably, of all of Contractor's
41 right, title, and interest in and to: (a) Subcontracts and Utility Agreements that relate to the

1 terminated Work, provided SCDOT assumes in writing all of Contractor's obligations thereunder
2 that arise after the Effective Date of the termination; and (b) all assignable warranties, claims
3 and causes of action held by Contractor against Subcontractors and other third parties in
4 connection with the terminated Work, to the extent such Work is adversely affected by any
5 Subcontractor or other third-party breach of warranty, contract or other legal obligation; provided,
6 however, that Contractor may retain claims against Subcontractors for which SCDOT has been
7 fully compensated;

8 23.8.2.6 Subject to the prior approval of SCDOT, settle all outstanding
9 liabilities and claims arising from termination of Subcontracts and Utility Agreements that are
10 required to be terminated hereunder;

11 23.8.2.7 Within 30 days after notice of termination is delivered, provide
12 SCDOT with a true and complete list of all materials, goods, machinery, equipment, parts,
13 supplies and other property in inventory or storage (whether held by Contractor or any Person
14 or entity on behalf of or for the account of Contractor) for use in or respecting the terminated
15 Work, or on order or previously completed but not yet delivered from Suppliers for use in or
16 respecting such Work. In addition, if requested by SCDOT, Contractor shall promptly transfer
17 title and deliver to SCDOT or SCDOT's Authorized Representative, through bills of sale or other
18 Documents of title, as directed by SCDOT, all such materials, goods, machinery, equipment,
19 parts, supplies and other property, provided SCDOT assumes in writing all of Contractor's
20 obligations under any contracts relating to the foregoing that arise after the Effective Date of
21 termination;

22 23.8.2.8 On or about the Effective Date of termination, execute and deliver
23 to SCDOT the following, together with an executed bill of sale or other written instrument, in form
24 and substance acceptable to SCDOT, acting reasonably, assigning and transferring to SCDOT
25 all of Contractor's right, title and interest in and to the following:

26 (a) All completed or partially completed drawings (including Plans, elevations,
27 sections, details and diagrams), specifications, designs, Design Documents, Record Drawings,
28 surveys, and other Documents and information pertaining to the design or construction of the
29 terminated Work;

30 (b) All samples, borings, boring logs, geotechnical data and similar data and
31 information relating to the terminated Work;

32 (c) All books, records, reports, test reports, studies and other Documents of
33 a similar nature relating to the terminated Work; and

34 (d) All other work product used or owned by Contractor or any Affiliate relating
35 to the terminated Work;

36 23.8.2.9 In the case of a partial termination, complete performance in
37 accordance with the Contract Documents of all Work not terminated, except to the extent
38 performance of the remaining Work is rendered impossible due to the scope of the partial
39 termination;

40 23.8.2.10 For the period of time specified by SCDOT in the notice of
41 termination or until SCDOT takes over the Work, take all action that may be necessary, or that
42 SCDOT may direct, for the safety, protection and preservation of:

43 (a) The public, including public and private vehicular movement;

1 (b) The Work; and

2 (c) Equipment, machinery, materials and property related to the Project that
3 is in the possession of Contractor and in which SCDOT has or may acquire an interest.

4 23.8.2.11 As authorized by SCDOT in writing, use its best efforts to sell, at
5 reasonable prices, any property of the types referred to in Section 23.8.2.10; provided, however,
6 that Contractor: (a) is not required to extend credit to any purchaser; and (b) may acquire the
7 property under the conditions prescribed and at prices approved by SCDOT. The proceeds of
8 any transfer or disposition will be applied to reduce any payments to be made by SCDOT under
9 the Contract Documents or paid in any other manner directed by SCDOT;

10 23.8.2.12 Immediately safely demobilize and secure construction, staging,
11 lay down and storage areas for the Project and Utility Adjustments included in the Work in a
12 manner satisfactory to SCDOT, and remove all debris and waste materials, except as otherwise
13 approved by SCDOT in writing;

14 23.8.2.13 Assist SCDOT in such manner as SCDOT may require prior to and
15 for a reasonable period following the Effective Date of termination to ensure the orderly transition
16 of the terminated Work and its management to SCDOT, and shall, if appropriate and if requested
17 by SCDOT, take all steps as may be necessary to enforce the provisions of Subcontracts
18 pertaining to the surrender of the terminated Work;

19 23.8.2.14 Deliver to SCDOT all Books and Records and the then-current
20 Electronic Document Management System, except for information in Books and Records exempt
21 under applicable State Law from discovery or introduction into evidence in legal actions, including
22 information protected by the attorney-client or other legal privilege based upon an opinion of
23 counsel reasonably satisfactory to SCDOT;

24 23.8.2.15 Carry out such other directions as SCDOT may give for the
25 termination of the Work; and

26 23.8.2.16 Take such other actions as are necessary or appropriate to
27 mitigate further cost.

28 **23.9 No Consequential Damages**

29 Except as provided in [Section 23.2.1\(c\)](#), under no circumstances shall Contractor be
30 entitled to anticipatory or unearned profits or consequential or other damages as a result of any
31 termination under this [Article 23](#). The payment to Contractor determined in accordance with this
32 [Article 23](#) constitutes Contractor's exclusive remedy for a termination hereunder.

33 **23.10 No Waiver; Release**

34 **23.10.1** Notwithstanding anything contained in this Agreement to the contrary, a
35 termination under this Article 23 shall not waive any right or claim to damages which SCDOT may
36 have and SCDOT may pursue any cause of action which it may have at Law, in equity or under
37 the Contract Documents.

38 **23.10.2** Subject to Section 23.11, SCDOT's payment to Contractor of the amounts
39 required under this Article 23 shall constitute full and final satisfaction of, and upon payment
40 SCDOT will be forever released and discharged from, any and all Claims, causes of action, suits,
41 demands and Losses, known or unknown, suspected or unsuspected, that Contractor may have

1 against SCDOT arising out of or relating to the terminated Work. Upon such payment, Contractor
2 shall execute and deliver to SCDOT all such releases and discharges as SCDOT may reasonably
3 require to confirm the foregoing, but no such release and discharge shall be necessary to give
4 effect to the foregoing satisfaction and release.

5 **23.11 Dispute Resolution**

6 The failure of the Parties to agree on amounts due under this [Article 23](#) shall be a Dispute
7 to be resolved in accordance with [Article 21](#).

8 **23.12 Allowability of Costs**

9 All costs claimed by Contractor under this [Article 23](#) must be allowable, allocable and
10 reasonable in accordance with the cost principles and procedures of 48 CFR Part 31.

Article 24.
MISCELLANEOUS PROVISIONS

24.1 Amendments

The Contract Documents may be amended only by a written instrument duly executed by the Parties or their respective successors or assigns, except to the extent expressly provided otherwise in this Agreement.

24.2 Waiver

24.2.1 No waiver of any term, covenant or condition of the Contract Documents shall be valid unless in writing and signed by the obligee Party.

24.2.2 The exercise by a Party of any right or remedy provided under the Contract Documents shall not waive or preclude any other or further exercise thereof or the exercise of any other right or remedy. No waiver by any Party of any right or remedy under the Contract Documents shall be deemed to be a waiver of any other or subsequent right or remedy under the Contract Documents. The consent by one Party to any act by the other Party requiring such consent shall not be deemed to render unnecessary the obtaining of consent to any subsequent act for which consent is required, regardless of whether similar to the act for which consent is given.

24.2.3 Except as provided otherwise in the Contract Documents, no act, Delay or omission done, suffered or permitted by one Party or its agents shall be deemed to waive, exhaust or impair any right, remedy or power of such Party hereunder, or to relieve the other Party from the full performance of its obligations under the Contract Documents.

24.2.4 Either Party's waiver of any breach or failure to enforce any of the terms, covenants, conditions or other provisions of the Contract Documents at any time shall not in any way limit or waive that Party's right thereafter to enforce or compel strict compliance with every term, covenant, condition or other provision, any course of dealing or custom of the trade notwithstanding. Furthermore, if the Parties make and implement any interpretation of the Contract Documents without documenting such interpretation by an instrument signed by both Parties, such interpretation and implementation thereof will not be binding in the event of any future Claims or Disputes.

24.3 Independent Contractor

24.3.1 Contractor is an independent contractor, and nothing contained in the Contract Documents shall be construed as constituting any relationship with SCDOT other than that of Project developer and independent contractor.

24.3.2 Nothing in the Contract Documents is intended or shall be construed to create any partnership, joint venture or similar relationship between SCDOT and Contractor; and in no event shall either Party take a position in any tax return or other writing of any kind that a partnership, joint venture or similar relationship exists. While the term "public-private partnership" may be used on occasion to refer to contractual relationships of the type hereby created, the Parties do not thereby express any intention to form or hold themselves out as a de jure or de facto partnership, joint venture or similar relationship, to share net profits or net losses, or to give

1 SCDOT control or joint control over Contractor's financial decisions or discretionary actions
2 concerning the Project and the Work.

3 **24.3.3** In no event shall the relationship between SCDOT and Contractor be
4 construed as creating any relationship whatsoever between SCDOT and Contractor's employees.
5 Neither Contractor nor any of its employees is or shall be deemed to be an employee of SCDOT.
6 Except as otherwise specified in the Contract Documents, Contractor has sole authority and
7 responsibility to employ, discharge and otherwise control its employees and has complete and
8 sole responsibility as a principal for its agents, for all Subcontractors and for all other Persons that
9 Contractor or any Subcontractor hires to perform or assist in performing the Work.

10 **24.4 Successors and Assigns; Change of Control**

11 **24.4.1** The Contract Documents shall be binding upon and inure to the benefit of
12 SCDOT and Contractor and their permitted successors, assigns and legal Representatives.

13 **24.4.2** SCDOT, with the consent of the Surety, may transfer and assign all or any
14 portion of its rights, title and interests in and to the Contract Documents, including rights with
15 respect to the Payment Bond, the Performance Bond, the Warranty Bond, Guarantees, letters of
16 credit and other security for payment or performance:

17 (a) Without Contractor's consent, to any other public agency or public entity
18 as permitted by Law, provided that the successor or assignee has assumed all of SCDOT's
19 obligations, duties and liabilities under the Contract Document then in effect;

20 (b) Without Contractor's consent, to any other Person that succeeds to the
21 governmental powers and authority of SCDOT; provided, however, that such successor(s) has
22 assumed all of SCDOT's obligations, duties and liabilities under the Contract Documents then in
23 effect; and

24 (c) To any other Person with the prior approval of Contractor.

25 **24.4.3** The Warranties and all rights of SCDOT under Section 12, as well as all other
26 rights and claims of SCDOT, insofar as they relate to Elements that will be owned by Persons
27 other than SCDOT (such as Utility Companies), shall be assignable to such Persons.

28 **24.4.4** In the event of SCDOT's assignment of all of its rights, title and interests in the
29 Contract Documents as permitted hereunder, Contractor shall have no further recourse to SCDOT
30 under the Contract Documents or otherwise except as specifically provided by other contractual
31 agreement or by statute.

32 **24.4.5** Contractor shall not voluntarily or involuntarily sell, assign, convey, transfer,
33 pledge, mortgage or otherwise encumber Contractor's interest in and to the Contract Documents
34 or any portion thereof without SCDOT's prior approval, except to any entity that is under the same
35 ultimate management control as Contractor. Contractor shall not grant any right of entry, license
36 or other special occupancy of the Project to any other Person that is not in the ordinary course of
37 Contractor performing the Work, without SCDOT's prior approval. Any sale, assignment,
38 conveyance, transfer, pledge, mortgage, encumbrance, grant of right of entry, license or other
39 special occupancy in violation of this provision shall be null and void ab initio and SCDOT, at its
40 option, may declare any such attempted action to be a material Contractor Default and Default
41 Event.

1 **24.4.6** Contractor shall not voluntarily or involuntarily cause, permit or suffer any
2 Change of Control during the Term without SCDOT's prior approval. If there occurs any voluntary
3 or involuntary Change of Control without SCDOT's prior approval, SCDOT, at its option, may
4 declare it to be a material Contractor Default and Default Event.

5 **24.4.7** Where SCDOT's prior approval is required for a proposed sale, assignment,
6 conveyance, transfer, pledge, mortgage, encumbrance, sublease or grant of right of entry, license
7 or other special occupancy, or for any proposed Change of Control during the Term, SCDOT may
8 withhold or condition its approval in its discretion. Any such decision of SCDOT to withhold
9 consent shall be final, binding and not subject to the Dispute Resolution Procedures.

10 **24.4.8** Assignments and transfers of Contractor's interest in or to the Contract
11 Documents permitted under this Section 24.4 or otherwise approved by SCDOT will be effective
12 only upon SCDOT's receipt of Notice of the assignment or transfer and a written recordable
13 instrument executed by the transferee, in form and substance acceptable to SCDOT, in which the
14 transferee, without condition or reservation, assumes all of Contractor's obligations, duties and
15 liabilities under this Agreement and the other Contract Documents then in effect and agrees to
16 perform and observe all provisions thereof applicable to Contractor. Each transferee shall take
17 Contractor's interest in or to the Contract Documents subject to, and shall be bound by, the Project
18 Management Plan, the **Key sS** Subcontracts, the Utility Agreements, all agreements between the
19 transferor and railroads, the Governmental Approvals, and all agreements between the transferor
20 and Governmental Entities with jurisdiction over the Project or the Work, except to the extent
21 otherwise approved by SCDOT in its good faith discretion.

22 **24.5 Change of Organization or Name**

23 **24.5.1** Contractor shall not change the legal form of its organization in a manner that
24 adversely affects SCDOT's rights, protections and remedies under the Contract Documents
25 without the prior approval of SCDOT, which consent may be granted or withheld in SCDOT's
26 discretion.

27 **24.5.2** In the event either Party changes its name, such Party agrees to promptly
28 furnish the other Party with Notice of change of name and appropriate supporting documentation.

29 **24.6 Designation of Representatives; Cooperation with Representatives**

30 **24.6.1** SCDOT and Contractor shall each designate an individual or individuals with
31 the authority to make decisions and bind the Parties on matters relating to the Contract
32 Documents (for each Party, its respective "Authorized Representative"). Exhibit 17 hereto
33 provides the Parties' initial Authorized Representative designations. Either Party may change its
34 initial Authorized Representative designation by a subsequent writing delivered to the other Party
35 in accordance with Section 24.11.

36 **24.6.2** Contractor's Authorized Representative(s) shall have onsite field and office
37 authority to represent and act on behalf of Contractor. Such Authorized Representative(s) shall
38 be present at the jobsite at all times while Work is actually in progress.

39 **24.6.3** The Parties may also designate technical Representatives who shall be
40 authorized to investigate and report on matters relating to the design and construction of the
41 Project and negotiate on behalf of each of the Parties, but who do not have authority to bind
42 SCDOT or Contractor.

1 **24.6.4** Contractor shall cooperate with SCDOT and all Representatives of SCDOT
2 designated as described above.

3 **24.7 Survival**

4 Contractor's representations and warranties, the provisions regarding invoicing and
5 payment under [Article 13](#), the express rights and obligations of the Parties following termination
6 of this Agreement under [Article 18](#) and [Article 23](#), the indemnifications and releases contained in
7 [Article 20](#), the Dispute resolution provisions contained in [Article 21](#), and all other provisions that
8 by their inherent character should survive termination of this Agreement or completion of the
9 Work, shall survive the termination of this Agreement or completion of the Work. The provisions
10 of [Article 21](#) shall continue to apply after expiration or earlier termination of this Agreement to all
11 Claims and Disputes between the Parties arising out of the Contract Documents.

12 **24.8 Limitation on Third Party Beneficiaries**

13 It is not intended by any of the provisions of the Contract Documents to create any third-
14 party beneficiary hereunder or to authorize anyone not a Party hereto to maintain a suit for
15 personal injury or property damage pursuant to the terms or provisions hereof, except to the extent
16 that specific provisions (such as the Warranty and indemnity provisions) identify third parties and
17 state that they are entitled to benefits hereunder. Except as otherwise provided in this [Section](#)
18 [24.8](#), the duties, obligations and responsibilities of the Parties to the Contract Documents with
19 respect to third parties shall remain as imposed by Law. The Contract Documents shall not be
20 construed to create a contractual relationship of any kind between SCDOT and a Subcontractor
21 or any Person other than Contractor.

22 **24.9 No Personal Liability of SCDOT Employees; Limitation on State's Liability**

23 **24.9.1** SCDOT's Authorized Representatives are acting solely as agents and
24 Representatives of SCDOT when carrying out the provisions of or exercising the power or
25 authority granted to them under the Contract Documents. They shall not be liable to any
26 Contractor-Related Entity either personally or as employees of SCDOT for actions in their ordinary
27 course of employment.

28 **24.9.2** Each of the Parties agrees to provide to the other Party's Authorized
29 Representative Notice of any claim received by the Party from any third party relating in any way
30 to the matters addressed in the Contract Documents.

31 **24.9.3** In no event shall SCDOT be liable for injury, damage, or death sustained by
32 reason of a Defect or want of repair on or within the Site during the Term, nor shall SCDOT be
33 liable for any injury, damage or death caused by the actions, omissions, negligence, intentional
34 misconduct, or breach of applicable Law or contract by any Contractor-Related Entity.

35 **24.10 Governing Law**

36 The Contract Documents shall be governed by and construed in accordance with the Laws
37 of the State for contracts made and to be performed in the State.

1 **24.11 Notices and Communications**

2 **24.11.1** Notices under the Contract Documents shall be in writing and: (a) delivered
3 personally; (b) sent by certified mail, return receipt requested; (c) sent by a recognized overnight
4 mail or courier service, with delivery receipt requested; or (d) sent by facsimile or email
5 communication followed by a hard copy and with receipt confirmed by telephone, to the addresses
6 set forth in Section 24.11.2 and Section 24.11.3, as applicable (or to such other address as may
7 from time to time be specified in writing by such Person).

8 **24.11.2** All Notices, correspondence and other communications to Contractor shall be
9 delivered to the following address or as otherwise directed by Contractor's Authorized
10 Representative:

11 _____
12 _____
13 _____
14 Telephone:
15 Mobile:
16 Facsimile:
17 E-mail:

18 With a copy to:

19 _____
20 _____
21 _____
22 Telephone:
23 Mobile:
24 Facsimile:
25 E-mail:

26 In addition, copies of all Notices to proceed and suspension, termination and default Nnotices
27 shall be delivered to the following Persons:

28 _____
29 _____
30 _____
31 Telephone:
32 Mobile:
33 Facsimile:
34 E-mail:

35 **24.11.3** All Notices, correspondence and other communications to SCDOT will be
36 marked as regarding the "Carolina Crossroads Phase 3 – I-20/26/126 System Interchanges
37 Design-Build Project" and shall be delivered to the following address or as otherwise directed by
38 SCDOT's Authorized Representative:

1 South Carolina Department of Transportation
2 Attention: _____
3 [notice address]
4 Telephone: _____
5 E-mail: _____

6 In addition, copies of all Notices regarding Disputes, suspension, termination and default notices
7 shall be delivered to the following:

8 Office of the Chief Counsel
9 South Carolina Department of Transportation
10 Attention: _____
11 [notice address]
12 Telephone: _____
13 E-mail: _____

14 **24.11.4** Notices shall be deemed received when actually received in the office of the
15 addressee (or by the addressee if personally delivered) or when delivery is refused, as shown on
16 the receipt of the U.S. Postal Service, private carrier or other Person making the delivery. Notices
17 delivered by email communication shall be deemed received when actual receipt at the email
18 address of the addressee is confirmed. Notwithstanding the foregoing, Notices sent by facsimile
19 after 4:00 p.m. Eastern Standard Time and all other Notices received after 5:00 p.m. shall be
20 deemed received on the first Business Day following delivery (that is, in order for a fax to be
21 deemed received on the same day, at least the first page of the fax must have been received
22 before 4:00 p.m.). Any technical or other communications pertaining to the Work shall be
23 conducted by Contractor's Authorized Representative and technical Representatives designated
24 by SCDOT.

25 **24.12 Taxes**

26 Contractor shall pay, prior to delinquency, all applicable Taxes. Contractor shall have no
27 right to an adjustment to the Contract Price or any other Claim due to its misinterpretation of Laws
28 respecting Taxes or incorrect assumptions regarding applicability of Taxes.

29 **24.13 Interest on Amounts Due and Owing**

30 **24.13.1** Pursuant to S.C. Code Ann. § 34-31-20, no prejudgment interest shall be due
31 either Party for any unliquidated amount.

32 **24.13.2** SCDOT will not owe interest on any sum SCDOT withholds from payments to
33 Contractor pursuant to this Agreement, except for the period, if any, from the date the withheld
34 amount becomes due and owing to Contractor until paid.

35 **24.13.3** A Party's right to receive interest is without prejudice to any other rights and
36 remedies the Party may have under this Agreement.

37 **24.14 Integration of Contract Documents**

38 SCDOT and Contractor agree and expressly intend that, subject to [Section 24.15](#), this
39 Agreement and other Contract Documents constitute a single, non-severable, integrated
40 agreement whose terms are interdependent and non-divisible.

1 **24.15 Severability**

2 **24.15.1** If any clause, provision, section or part of the Contract Documents is ruled
3 invalid by a court having proper jurisdiction, then the Parties shall:

4 (a) Promptly meet and negotiate a substitute for such clause, provision,
5 section or part, which shall, to the greatest extent legally permissible, effect the original intent of
6 the Parties, including an equitable adjustment to the Contract Price to account for any change in
7 the Work resulting from such invalidated portion; and

8 (b) If necessary or desirable, apply to the court or other decision maker (as
9 applicable) which declared such invalidity for an interpretation of the invalidated portion to guide
10 the negotiations.

11 **24.15.2** The invalidity or unenforceability of any such clause, provision, section or part
12 shall not affect the validity or enforceability of the balance of the Contract Documents, which shall
13 be construed and enforced as if the Contract Documents did not contain such invalid or
14 unenforceable clause, provision, section or part.

15 **24.16 Headings**

16 The captions of the articles, sections and subsections herein are inserted solely for
17 convenience and under no circumstances are they or any of them to be treated or construed as
18 part of this Agreement.

19 **24.17 Entire Agreement**

20 The Contract Documents contain the entire understanding of the Parties with respect to
21 the subject matter hereof and supersede all prior agreements, understandings, statements,
22 representations and negotiations between the Parties with respect to its subject matter.

23 **24.18 Counterparts**

24 This instrument may be executed in two or more counterparts, each of which shall be
25 deemed an original, but all of which together shall constitute one and the same instrument. The
26 delivery of an executed counterpart of this instrument by electronic (email) delivery in portable
27 document format (“*.pdf”) will be deemed to be valid delivery thereof. The Parties shall each
28 deliver original, executed counterparts to the other no later than 30 days following the Effective
29 Date.

30

1 IN WITNESS WHEREOF, this Agreement has been executed as of the date first set forth
2 above.

CONTRACTOR:

SOUTH CAROLINA DEPARTMENT OF
TRANSPORTATION

By: _____

By: _____

By

By

Name:

Name:

Title:

Title:

By: _____

By

Name:

Title:

By: _____

By

Name:

Title:

3

EXHIBITS TO

AGREEMENT

FOR THE DESIGN & CONSTRUCTION

of

**CAROLINA CROSSROADS PHASE 3 – I-20/26/126 SYSTEM
INTERCHANGES (P039720)**

RICHLAND and LEXINGTON COUNTIES, SOUTH CAROLINA

A DESIGN-BUILD PROJECT

BY AND BETWEEN

SOUTH CAROLINA DEPARTMENT OF TRANSPORTATION

and

[insert legal name of Design-builder]

Dated as of: _____, 20__

1 **EXHIBIT 1**

2 **ABBREVIATIONS AND DEFINED TERMS**

3 Unless otherwise specified, wherever the abbreviations or defined terms included in this
4 Exhibit 1 are used in the Agreement or the Technical Provisions, they shall have the meanings
5 set forth below.

AASHTO	American Association of State Highway and Transportation Officials
AB	As-Built
ADA	Americans with Disabilities Act, 42 U.S.C. § 12101, et seq.
AGC	Associated General Contractors of America
ANSI	American National Standards Institute
AREMA	American Railway Engineering and Maintenance of Way Association
ASTM	American Society of Testing and Materials
ATC	Alternative Technical Concept
AWS	American Welding Society
BMP	Best Management Practice
CADD	Computer Aided Drafting and Design
CAR	Corrective Action Report
CCR	Contract Change Request
CFR	Code of Federal Regulations
CIP	Cast in Place
CLOMR	Conditional Letter of Map Revision
CMRB	Cement Modified Recycled Base
CPI	Consumer Price Index
CPM	Critical Path Method
CQMP	Construction Quality Management Plan
CR	Contract Requests
CSL	Cross-Hole Sonic Logging
CWA	Clean Water Act
D&C	Design and Construction
DBE	Disadvantaged Business Enterprise
DCN	Design Change Notification
DDI	Diverging Diamond Interchange
DEIS	Draft Environmental Impact Statement
DPDs	Detailed Pricing Documents
DR	Design Requirements
DTM	Digital Terrain Model
DQMP	Design Quality Management Plan
EOR	Engineer of Record
EPDs	Escrow Proposal Documents
ESA	Environmental Site Assessment
ESAL	Equivalent Single-Axle Load
FCN	Field Change Notification
FEIS	Final Environmental Impact Statement
FEMA	Federal Emergency Management Agency

FHWA	U.S. Department of Transportation, Federal Highway Administration
GAAP	Generally Accepted Accounting Principles
GABC	Graded Aggregate Base Course
GP	General Permit
GPS	Global Positioning System
HDPE	High Density Polyethylene
HEC	Hydraulic Engineering Circular
HMA	Hot Mix Asphalt
HWMP	Hazardous Waste Management Plan
IA	Independent Assurance
ID	Identification
IMR	Interchange Modification Report
IMSA	International Municipal Signal Association
IP	Individual Permit
IQF	Independent Quality Firm
ISO	International Standards Organization or International Organization for Standardization
ITS	Intelligent Transportation System
LOMR	Letter of Map Revision
LOS	Level of Service
LRFD	AASHTO's Load and Resistance Factor Design
MASH	Manual for Assessing Safety Hardware
MOA	Memorandum of Agreement
MOE	Measures of Effectiveness
MOT	Maintenance of Traffic
MP	Milepost
MS4	Municipal Separate Storm Sewer System
MSE	Mechanically Stabilized Earth
MUTCD	Manual of Uniform Traffic Control Devices
NAVD	North American Vertical Datum
NCHRP	National Cooperative Highway Research Program
NCR	Non-Conformance Report
NEC	National Electrical Code
NEMA	National Electrical Manufacturers Association
NEPA	National Environmental Policy Act
NOI	Notice of Intent
NOT	Notice of Termination
NPDES	National Pollution Discharge Elimination System
NTP	Notice to Proceed
OCRM	Ocean Coastal Resource Management
OGFC	Open Graded Friction Course
OH	Overhead
OJT	On-the-Job Training
OSHA	Occupational Safety and Health Administration
OV	Owner Verification
OVF	Owner Verification Firm
PCMS	Portable Changeable Message Signs

PRM	Permittee Responsible Mitigation
PIP	Project Information Package
POC	Point of Contact
PPE	Personal Protective Equipment
PWDM	ProjectWise Deliverables Management
PSQMP	Professional Services Quality Management Plan
QA	Quality Assurance
QAP	Quality Assurance Program
QC	Quality Control
QCM	Quality Control Manager
QMP	Quality Management Plan
RCP	Reinforced Concrete Pipe
RDM	Roadway Design Manual (SCDOT)
RFC	Release for Construction
RFI	Request for Information
RFP	Request for Proposals
RFQ	Request for Qualifications
ROD	Record of Decision
ROW	Right of Way
SC	South Carolina (or South Carolina Highway (e.g., SC X))
SCDHEC	South Carolina Department of Health and–Environmental Control and its successor agencies
SCDNR	South Carolina Department of Natural Resources and its successor agencies
SCDOA	South Carolina Department of Administration
SCDOT	South Carolina Department of Transportation
SHPO	State Historic Preservation Office
SMA	Stone Matrix Asphalt
SP	Special Provision
SPUI	Single-Point Urban Interchange
STRATA	Sampling, Testing, Reporting and Technician Analysis
SUE	Subsurface Utility Engineering
SWPPP	Stormwater Pollution Prevention Plan
TP	Technical Provision
TPA	Technical Provisions Attachments
TCE	Temporary Construction Easement
TCP	Traffic Control Plan
TL	Test Level
TMC	Traffic Management Center
TMP	Transportation Management Plan
UA	Utility Agreement
USA	United States of America
USACE	United States Army Corps of Engineers
USFWS	United States Fish and Wildlife Service
VMS	Variable Message Sign
WBS	Work Breakdown Structure
WMA	Warm Mix Asphalt
WZITS	Work Zone Intelligent Transportation System

WZTC	Work Zone Traffic Control
	COMMON DIRECTIONAL & MEASUREMENT ABBREVIATIONS
A	Ampere
Ac	Acre
AC	Alternating Current
Btu	British thermal unit
°C	Degrees Celsius
CD	candela (luminosity)
CL	Center Line
CLR	Clearance
CM	centimeter
CMU	Cement Masonry Unit
CTR	Center
DC	Direct Current
DN	Diameter Nominal
EB	Eastbound
Eq	Equal
°F	Degrees Fahrenheit
FL	Fluid
Fps	feet per second
Ft	Foot or feet
Ft³/s	cubic feet per second
G	gram or grams
Gal	Gallon or gallons
H:V	Horizontal: Vertical
Ha	Hectare
HOZ	Horizontal
HP	Horsepower
Hz	Hertz
In	Inch
J	Joule
°K	Degrees Kelvin
Kg	Kilograms
kHz	Kilohertz
Km	Kilometer or kilometers
Km²	Square kilometer or kilometers
Kph	Kilometers per hour
Ksi	Kips per Square Inch
KWh	Kilowatt Hour
L	Liters
Lb	Pound
Lx	Lux
M	Meter or meters
M²	Square meter

Mcd	Millicandelas
Mg	Milligram
MHz	Megahertz
Mi	Mile or miles
ml	Milliliter or milliliters
MIN	Minimum
MM	Millimeters
MP	Mile Point
Mol	Mole
Mph	Miles per hour
N	Newton
NB	Northbound
NTS	Not to Scale
Ω	Ohm
Oz	Ounce
pH	Hydrogen Ion Active (negative log of)
Ppm	Parts per million
Ppt	Parts per thousand
Psf	Pounds per square foot
Psi	Pounds per square inch
Qt	Quart
R or RAD	Radius or radial
RH	Right Hand
S	Time Second
SB	Southbound
SQ	Square
Sq ft/ft²	Square foot/square foot
Sq in/in²	Square inch/square inch
Sq mi/mi²	Square mile/square mile
Sq yd/yd²	Square yard/square yard
STA	Station
SY	Square Yard
T	Ton
V	Volt
W	Watt
WB	Westbound
Y	Year
Yd	Yard

1
2
3
4
5
6
7
8
9
10

“**Abandonment**” (and variations on the term) means that Contractor abandons all or a material part of the Project, which Abandonment shall have occurred if either (a)(i) Contractor does not commence to perform the Work in a material way, as determined in SCDOT’s good faith discretion, or (ii) no significant Work (taking into account the Project Schedule, if applicable, and any Relief Event) on the Project or a material part thereof is performed for a continuous period of more than 30 days, (b) Contractor or any Subcontractor demonstrates through statements, acts, or omissions an intent not to continue (for any reason other than a **Compensation Event or Relief Event**) to design and construct any or all of the Project, (c) Contractor or any Subcontractor demonstrates through statements, acts, or omissions a right or an entitlement to suspend or

1 terminate all or any part of the Work (i) that it does not have under this Agreement, (ii) during the
2 pendency of, and without final determination under, any Dispute Resolution Procedures, or (iii)
3 not in good faith.

4 **"Acceleration Costs"** means the fully documented increased costs reasonably incurred by
5 Contractor (i.e., costs over and above what Contractor would otherwise have incurred) that are
6 directly attributable to increasing the performance level of the Work in an attempt to complete
7 necessary activities of the Work earlier than otherwise anticipated, such as for additional
8 equipment, additional crews, overtime and shift premiums, increased supervision, and any
9 unexpected movement of materials, equipment, or crews necessary for resequencing in
10 connection with acceleration efforts, compensable only with express written direction by SCDOT
11 to Contractor to accelerate its efforts as evidenced by a Change Order or Utility Risk Event Order
12 issued by SCDOT. Acceleration costs shall not include any costs for disruption damages.

13 **"Additional Areas"** means additional real property rights or interests, in each case that are not
14 intended for use as part of the permanent right of way that is desired by Contractor for, but not
15 limited to, construction staging, laydown yards, access, or borrow pits, or other similar temporary
16 uses.

17 **"Additional Right of Way"** means additional property outside of the Schematic ROW identified
18 after Contract execution that is not a Necessary Schematic ROW Change or Contractor-
19 Designated Right of Way and is determined necessary for completing the design and construction
20 of the Project, and which SCDOT has agreed to acquire.

21 **"Adjacent Work"** means any project, work, improvement or development to be planned,
22 designed or constructed that could or does impact the Project and/or is adjacent to the Project.
23 Examples of Adjacent Work include proposed subdivisions, other roads constructed by
24 Governmental Entities, site grading and drainage, and other development improvement plans and
25 Utility projects.

26 **"Advanced Construction Activities"** means Construction Work that SCDOT authorizes
27 Contractor to perform prior to NTP 2.

28 **"Affiliate"** means:

29 (a) Any owner, shareholder, member, Equity Member, partner or joint venture
30 member of Contractor;

31 (b) Any Person that directly or indirectly through one or more intermediaries'
32 controls, or is controlled by, or is under common control with, Contractor or any of its shareholders,
33 members, partners or joint venture members; and

34 (c) Any Person for which 10 percent or more of the equity interest in such
35 Person is held directly or indirectly, beneficially or of record by (i) Contractor, (ii) any of the
36 shareholders, members, partners or joint venture members of Contractor, or (iii) any Affiliate of
37 Contractor under clause (b) of this definition.

38 For purposes of this definition the term "control" has the broadest possible meaning including, but
39 not limited to, the possession, directly or indirectly, of the power to cause the direction of the
40 management of a Person, whether through voting securities, by contract, family relationship or
41 otherwise.

1 **“Affiliated”** means having the status of an Affiliate.

2 **“Agreement”** shall mean this Design-Build Agreement, including all exhibits attached hereto, as
3 such Agreement or any such exhibits may be amended, supplemented, restated or otherwise
4 modified, from time to time, in accordance with the terms hereof. “Agreement” also includes all
5 Standard Specifications and Supplemental Technical Specifications promulgated by SCDOT and
6 are incorporated by reference into this Design-Build Agreement.

7 **“Airspace”** means any and all real property, including the surface of the ground and submerged
8 lands, within the vertical column extending above and below the surface boundaries or water
9 surface, as applicable, of the Project ROW and not necessary or required for the Project or for
10 developing, permitting, designing, constructing, installing, equipping, maintaining, repairing,
11 reconstructing, restoring, rehabilitating, renewing, or replacing the Project or Contractor’s timely
12 fulfillment of its obligations under the Contract Documents.

13 **“Alternative Technical Concept”** pursuant to 23 CFR 636.209(b) are suggested changes
14 submitted by proposing teams to SCDOT’s supplied Basic Configurations, Project scope, design
15 or construction criteria. These proposed changes must provide a solution that is equal or better
16 to the requirements in the Request for Proposal.

17 **“Appraisal”** pursuant to 61 U.S.C. § 4601(13) and S.C. Code Ann. § 28-2-30(2) means a written
18 statement independently and impartially prepared by an appraiser qualified by knowledge, skill,
19 experience, training, or education to express an opinion as to the value of the compensation. This
20 writing must set forth an opinion of defined value of an adequately described property as of a
21 specific date, supported by the presentation and analysis of relevant market information. An
22 Appraisal includes the assessment of general and specific benefits to the owner as offsets against
23 any damages to the property.

24 **“As-Built Plans”** means construction drawings and related documentation revised to show
25 significant changes made during the construction process; usually based on marked-up RFC
26 Documents furnished by Contractor; also known as record drawings, and more fully described in
27 Section 110.5.11.4 of the Technical Provisions.

28 **“As-Built Schedule”** means the final schedule for the Project, reflecting the actual scope, actual
29 completion dates, actual duration of the specified activities, and start dates.

30 **“Assistant Project Manager”** has the meaning set forth in Section 110.7.2.2 of the Technical
31 Provisions. The Assistant Project Manager is one of the Key Personnel listed in Exhibit 5-1 of the
32 Agreement.

33 **“Authorized Representative”** means an individual or individuals acting as an agent or agents
34 with the authority to make decisions and bind the Parties on matters relating to the Contract
35 Documents as set forth in Section 25.6.1 of the Agreement.

36 **“Basic Configuration”** means the fundamental parameters of the scope of the Project that must
37 be included in the Proposal by a Contractor in a response to the RFP for the Project including
38 approved ATCs. The Basic Configuration of this Project is set forth in Section 100.3 of the
39 Technical Provisions.

1 **“Basis of Design Report”** means a report that documents the principles, assumptions, rationale,
2 criteria, and considerations used for calculations and decisions required during design of the
3 Project. This report satisfies the requirements of Section 100.5.6 of the Technical Provisions.

4 **“Best Management Practices”** has the meaning set forth in Section 1.3 of the Storm Water
5 Management for Construction Activities: Developing Pollution Prevention Plans and Best
6 Management Practices manual (EPA Document 832 R 92-005) which is: measures or practices
7 used to reduce the amount of pollution entering surface waters, air, land or ground waters. Best
8 Management Practices may take the form of a process, activity, or physical structure. Acceptable
9 Best Management Practices are set forth in additional sections of Storm Water Management for
10 Construction Activities: Developing Pollution Prevention Plans and Best Management Practices
11 manual and are incorporated by reference herein.

12 **“Business Day”** means any day except Saturdays, Sundays, and all official Holidays observed
13 by SCDOT, and any days as may be determined by the Governor of South Carolina or the South
14 Carolina Emergency Management Division to close the offices of SCDOT within Richland County
15 because of inclement weather, declared emergency, or closure for any other reason. The use of
16 “day” without the qualifier “business” shall mean calendar day.

17 **“Buy America”** means the Buy America requirements set forth in 23 CFR 635.410.

18 **“Carolina Crossroads Program”** means the proposed multi-phased design and construction
19 upgrades to the I-20/I-26/I-126 interstate corridor within Lexington and Richland Counties for the
20 primary purpose of reducing congestion and improving mobility within the corridor, as evaluated
21 and documented by the combined Final Environmental Impact Statement (FEIS) / Record of
22 Decision (ROD) dated May 2, 2019, and as identified by the Federal Highway Administration
23 (FHWA) Project Identifier MP0187 and SCDOT Master Project ID P027662 (et al).

24 **“Certificate of Final Completion”** means the certificate issued by SCDOT indicating that the
25 Project has achieved the conditions for Final Completion set forth in Article 6.6.4 of the
26 Agreement.

27 **“Certificate of Partial Acceptance”** means the certificate issued by SCDOT indicating that the
28 Project has achieved the conditions for Partial Acceptance set forth in Article 6.6.1 of the
29 Agreement.

30 **“Certificate of Substantial Completion”** means the certificate issued by SCDOT indicating that
31 the Project has achieved the conditions for Substantial Completion set forth in Article 6.6.2 of the
32 Agreement.

33 **“Change in Law”** means:

34 (a) The adoption of any Law of the United States, ~~or~~ State of South Carolina,
35 or Local Law after the Setting Date; or

36 (b) Any change in the Law of the United States, the Law of the State or Local
37 Law, or in the interpretation or application thereof by any Governmental Entity of the State, after
38 the Setting Date, in each case that is materially inconsistent with Laws of the State in effect on
39 the Setting Date.

1 The term “Change in Law” excludes:

2 (a) ~~Reserved~~Any new or change in local Law;

3 (b) Any change in, or new, Law of the State that also constitutes or causes a
4 change in, or new, Utility Adjustment Standards;

5 (c) Any change in, or new, Law passed or adopted but not yet effective as of
6 the Setting Date; and

7 (d) Any change in, or new, Law of the State relating to Contractor's general
8 business operations, including licensing and registration fees, income Taxes, gross receipts
9 Taxes, property Taxes, sales and use Taxes, social security, Medicare, unemployment and other
10 payroll-related Taxes.

11 **“Change in Utility Adjustment Standards”** means the adoption of any new or revised Utility
12 Adjustment Standards provided by the Utility Company at its own expense after the Setting Date,
13 for incorporation into the applicable Utility Adjustment Work.

14 **“Change of Control”** means any assignment, sale, financing, grant of security interest, transfer
15 of interest or other transaction of any type or description, including by or through voting securities,
16 asset transfer, contract, merger, acquisition, succession, dissolution, liquidation or otherwise, that
17 results, directly or indirectly, in a change in possession of the power to direct or control or cause
18 the direction or control of the management of Contractor or a material aspect of its business. A
19 Change of Control of a shareholder, member, partner or joint venture member of Contractor may
20 constitute a Change of Control of Contractor if such shareholder, member, partner or joint venture
21 member possesses the power to direct, control, or cause the direction or control of the
22 management of Contractor.

23 Notwithstanding the foregoing, the following shall not constitute a Change of Control:

24 (a) A change in possession of the power to direct or control the management
25 of Contractor or a material aspect of its business due solely to a bona fide transaction involving
26 beneficial interests in the ultimate parent organization of a shareholder, member, partner or joint
27 venture member of Contractor, (but not if the shareholder, member, partner or joint venture
28 member is the ultimate parent organization), unless the transferee in such transaction is at the
29 time of the transaction suspended or debarred or subject to a proceeding to suspend or debar
30 from bidding, proposing or contracting with any federal or State department or agency;

31 (b) An upstream reorganization or transfer of direct or indirect interests in
32 Contractor so long as there occurs no change in the entity with ultimate power to direct or control
33 or cause the direction or control of the management of Contractor;

34 (c) A transfer of interests between managed funds that are under common
35 ownership or control other than a change in the management or control of a fund that manages
36 or controls Contractor;

37 (d) The exercise of minority veto or voting rights (whether provided by
38 applicable Law, by Contractor's organizational documents or by related member or shareholder
39 agreements or similar agreements) over major business decisions of Contractor, provided that if
40 such minority veto or voting rights are provided by shareholder or similar agreements, SCDOT
41 has received copies of such agreements.

1 **“Change Order”** means a written order issued by SCDOT to Contractor directing changes in the
2 Work within the provisions of the Contract Documents or in the terms and conditions of the
3 Contract Documents in accordance with Articles 14 or 15 of the Agreement, and establishing, if
4 appropriate, an adjustment to the Contract Price or a Completion Deadline.

5 **“Claim”** means:

6 (a) a demand by Contractor, which is or potentially could be disputed by
7 SCDOT, for a time extension under the Contract Documents or payment of money or damages
8 from SCDOT to Contractor; or

9 (b) a demand by SCDOT, which is or potentially could be disputed by
10 Contractor, for payment of money or damages from Contractor to SCDOT.

11 **“Community and Public Relations Support Plan”** has the meaning set forth in Section 130 of
12 the Technical Provisions.

13 **“Completion Deadline”** means either or both of the Substantial Completion Deadline and Final
14 Completion Deadline, as the context requires.

15 **“Condemnation Package”** means the Documents and information for the condemnation of
16 parcels for the Project ROW as required by the South Carolina Eminent Domain Procedure Act,
17 S.C. Code Ann. § 28-2-10, *et. seq.*, and as required by the SCDOT Acquisition Manual.

18 **“Construction Documents”** means all Documents necessary to construct the Project and/or the
19 Utility Adjustments in accordance with the Contract Documents including, but not limited to shop
20 drawings, working drawings, erection plans, fabrication plans, material and hardware
21 descriptions, specifications, construction quality control reports, and construction quality
22 assurance reports.

23 **“Construction Manager”** has the meaning set forth in Section 110.7.2.5 of the Technical
24 Provisions. The Construction Manager is one of the Key Personnel listed in Exhibit 5-1 of the
25 Agreement.

26 **“Construction Quality Management Plan”** (CQMP) means the plan that establishes the
27 Contractor’s policies, procedures, and staffing to manage construction quality in accordance with
28 the “Quality Assurance Program for the Carolina Crossroads Program” as described in
29 Section 110.4.2.3 of the Technical Provisions and provided as Technical Provision Attachment
30 110-1.

31 **“Construction Work”** means all Work to build or construct, make, form, manufacture, furnish,
32 install, supply, deliver or equip the Project and/or the Utility Adjustments with all Elements to
33 satisfy Contractor’s responsibilities under the Contract Documents. Construction Work includes
34 landscaping.

35 **“Contract Change Request”** means a written Notice issued by Contractor to SCDOT under
36 Article 15.7.2 of the Agreement, advising SCDOT that Contractor seeks a Change Order.

37 **“Contract Documents”** set forth in has the meaning as set forth in Section 1.2.1 of the
38 Agreement.

1
2 **“Contract Price”** means the lump sum price for D&C Work set forth in Article 13.1.1 of the
3 Agreement, as it may be modified from time to time in accordance with the express provisions of
4 the Agreement.

5 **“Contractor”** when capitalized specifically means the prime contractor, regardless of corporate
6 or business form, undertaking the execution of the Work under the terms of this Agreement and
7 acting directly or through his, her, their, or its agents, employees or Subcontractors. _____
8 [insert name of Contractor], a[n] _____ [insert entity type], together with its successors and
9 permitted assigns. When not capitalized, contractor means any person/entity/association of
10 entities regardless of corporate or business form undertaking the execution of a specific scope of
11 work as assigned by the Contractor, SCDOT, or any entity subordinate thereto.

12 **“Contractor Default”** has the meaning set forth in Article 18.1 of the Agreement.

13 **“Contractor-Designated ROW”** means any interest (permanent or temporary) in real property
14 located outside of the Schematic ROW that is specifically identified by Contractor in an SCDOT
15 approved Alternative Technical Concept (ATC).

16 **“Contractor Intellectual Property”** means all Intellectual Property developed by Contractor or
17 its Affiliates or Subcontractors either (a) prior to the Effective Date, or (b) independently of the
18 Contract Documents.

19 **“Contractor-Related Entity”** means any and all partnerships, corporations, or other legal entities
20 that can provide appropriately licensed contracting, architectural, and engineering services as
21 needed for the completion of the Work. This definition includes all constituent parts of the
22 Contractor whether superior, inferior, or equal such as all parent companies, subsidiaries whether
23 wholly or jointly owned, joint ventures, allied companies, or any other such entity whether owned
24 in whole or in part that will be performing any portion—regardless of how small the percentage—
25 of the Work including, but not limited to:

- 26 (a) Contractor regardless of business or corporate form;
27 (b) Contractor’s shareholders;
28 (c) Contractor’s partners,
29 (d) Contractor’s joint venturers;
30 (e) Contractor’s members;
31 (f) Affiliates;
32 (g) Subcontractors (including Suppliers);
33 (h) Persons performing any of the Work;
34 (i) Persons for whom Contractor may be legally or contractually responsible;
35 and/or
36 (j) the employees, agents, officers, directors, shareholders, Representatives,
37 consultants, successors, assigns, designees, and invitees of any of the foregoing.

1 **“Contractor Release of Hazardous Materials”** means:

2 (a) Release(s) of Hazardous Material, or the exacerbation of any such
3 release(s), attributable to the culpable actions, culpable omissions, negligence, intentional
4 misconduct, or breach of applicable Law or contract by any Contractor-Related Entity;

5 (b) Release(s) of Hazardous Materials arranged to be brought onto the Site or
6 elsewhere by any Contractor-Related Entity, regardless of cause; or

7 (c) Use, containment, storage, management, handling, transport and disposal
8 of any Hazardous Materials by any Contractor-Related Entity in violation of the requirements of
9 the Contract Documents or any applicable Law or Governmental Approval.

10 **“Contractor’s Schematic Design”** means Contractor’s conceptual design for the Project set
11 forth in Exhibit 2-1 to the Agreement.

12 **“Controlling Work Item”** means a Work activity in which any delay in its completion will result in
13 a Delay in a Completion Deadline.

14 **“Critical Path”** means each Critical Path on the Project Schedule, which ends on the Substantial
15 Completion Deadline or the Final Completion Deadline, as applicable (i.e., the term shall apply
16 only following consumption of all available Float in the schedule for Substantial Completion or
17 Final Completion, as applicable). The lower-case term “critical path” means the activities and
18 durations associated with the longest chain(s) of logically connected activities through the Project
19 Schedule with the least amount of positive slack or the greatest amount of negative slack.

20 **“D&C Work”** means all (a) Design Work and Construction Work, including all efforts necessary
21 or appropriate to achieve Final Completion in accordance with the Technical Provisions, and (b)
22 Maintenance during construction in accordance with the Technical Provisions.

23 **“Day”** or **“day”** without any qualification means one calendar day.

24 **“DBE”** or **Disadvantaged Business Enterprise** has the meaning set forth in 49 CFR
25 Section 26.5.

26 **“DBE Goals”** means the commitment to achieve, or use Good Faith Efforts to achieve, a
27 percentage of the total Contract Price to be performed by DBEs. The DBE Goals for this Project
28 are further defined as set forth in Article 9.2 of the Agreement.

29 **“DBE Utilization Commitment Plan”** means the Contractor’s plan for DBE commitments as
30 defined by the SCDOT DBE Supplemental Specifications.

31 **“Damage Claim”** means any Claim without regard to form or method of Notice asserted by any
32 third party against SCDOT, Contractor, Subcontractors, and/or agents of the same for injury or
33 damages of any kind that occurs within the Project Limits. This includes, but is not limited to,
34 damages arising from tort, workers compensation, and/or negligence. It does not include claims
35 arising from the breach of contract.

36 **“Defect”** means an imperfection, Error, flaw or abnormality in the design, construction,
37 installation, damage or wear, affecting the condition, use, functionality or operation of any Element
38 of the Project, which has caused or have the potential to cause one or more of the following:

1 (a) a hazard, nuisance or other risk to public or worker health or safety,
2 including the health and safety of those traveling on the Project;

3 (b) a structural deterioration of the affected Element or any other part of the
4 Project regardless if the Defect shortens or alters the useful life of the affected Element or any
5 other part of the Project;

6 (c) damage to a third party's property or equipment;

7 (d) damage to the Environment; or

8 (e) failure of the affected Element or any other part of the Project to meet a
9 requirement of the Contract Documents.

10 **“Delay”** means any event, action, force, or factor that extends the Contractor’s time of
11 performance. This definition is intended for all such events, actions, forces, or factors, whether
12 they be styled "delay," "disruption," "interference," "impedance," "hindrance," or otherwise.

13 **“Delay Costs”** means Contractor’s additional costs that result to Controlling Work Items from a
14 Relief Event Delay, which are limited to (a) direct costs for the actual idle labor and equipment,
15 (b) the indirect costs and expenses thereof excluding cost of funds (whether debt or equity),
16 damages and penalties, and (c) profit thereon, all as calculated pursuant to **Section 105.16.5 of**
17 **the SCDOT Standard Specifications Exhibit 14 of the Agreement**; provided that for Delays to non-
18 Controlling Work Items incident to a Relief Event Delay, the term Delay Costs does not include
19 any indirect costs, expenses or profit thereon; provided, further, that, in the event of a Relief Event
20 Delay resulting from concurrent SCDOT-Caused Delay(s) and Delays for which Contractor is
21 responsible under the Contract Documents, Contractor shall not be entitled to Delay Costs to the
22 extent the Contractor is responsible for the Delay. Delay Costs do not include any costs that
23 Contractor can or could reasonably mitigate.

24 **“Design Change Notification”** (DCN) has the meaning set forth in Section 1000 of the Technical
25 Provisions.

26 **“Design Documents”** means all drawings (including plans, profiles, cross-sections, notes,
27 elevations, sections, details and diagrams), specifications, reports, studies, calculations,
28 computer and electronic files, records and Submittals necessary for, or related to, the design of
29 the Project and/or the Utility Adjustments in accordance with the Contract Documents, the
30 Governmental Approvals and applicable Law.

31 **“Design Exception”** is a documented decision to design the Work or segment of the Work to
32 criteria that do not meet values or ranges established for that portion of the Work as prescribed
33 by SCDOT.

34 **“Design Work”** means all Work of design, engineering or architecture for the Project, Project
35 ROW acquisition or Utility Adjustments.

36 **“Detailed Differing Site Conditions Proposal”** means the written documentation prepared by
37 Contractor and delivered to SCDOT within 40 days of Contractor’s Notice of Differing Site
38 Conditions, documenting that the Differing Site Condition is the direct cause of Contractor’s
39 additional costs including relevant assumptions (and justifications of assumptions) of existing
40 conditions, explaining exactly how the existing conditions differ from those assumptions, and

1 stating the efforts Contractor undertook to find alternative design or construction solutions to
2 eliminate or minimize the problem and the associated costs.

3 **“Detailed Utility Risk Event Proposal”** means the written documentation prepared by
4 Contractor and delivered to SCDOT within 40 days of Contractor’s Notice of Utility Risk Event,
5 documenting the reasons why the Utility Risk Event is the direct cause of Contractor’s additional
6 costs with respect to the Utility Adjustment Work. **“Deviation”** means:

7 (a) any proposed or actual change, deviation, modification, alteration or
8 exception from the Technical Provisions; or

9 (b) a change in the Work or other requirements of the Contract Documents
10 issued under Article 6 of the Agreement. Such Deviations include “Design Exceptions” and
11 “Design Variances.”

12 **“Differing Site Conditions”** consistent with 23 CFR 635.109 means ~~concealed,~~ subsurface or
13 latent physical conditions encountered at the ~~Project Site~~ during the Term of the Agreement that
14 (i) materially differ from those indicated in Contract Documents ~~the conditions reasonably~~
15 ~~assumed to exist at the site~~ (Type 1); or (ii) are unknown physical conditions of an unusual nature,
16 differing materially from ~~those the conditions~~ ordinarily encountered and generally recognized as
17 inherent in the Work provided for in the ~~Contract Documents Agreement~~ (Type 2). ~~Type 1~~
18 ~~conditions are those conditions are those geotechnical or geological Deviations from what is~~
19 ~~normally assumed to exist based on information provided in the RFP and actual site location. The~~
20 ~~only Type 2 conditions eligible for relief under this definition are:~~

21 (i) ~~The discovery at the site of any archaeological,~~
22 ~~paleontological, biological or cultural resource; provided that the existence of such resource was~~
23 ~~not disclosed by SCDOT to the Contractor;~~

24 (ii) ~~The discovery at the sSite of any species listed as~~
25 ~~threatened or endangered under the Federal or State Endangered Species Act, except for those~~
26 ~~species disclosed as threatened or endangered by SCDOT to the Contractor;~~

27 (iii) ~~the discovery at the site of any unusual manmade object or~~
28 ~~manmade condition not normally found in subsurface material; or,~~

29 (iv) ~~the discovery at, near or on the site of any unexpected~~
30 ~~artesian condition as determined by SCDOT.~~

31 Type 1 conditions are those conditions that materially differ from:

32 (a) conditions revealed in any boring location as listed in the TPA 711-1
33 Geotechnical Subsurface Data Report; or,

34 (b) conditions that may have been reasonably assumed to exist from a review
35 of any boring and core samples from each boring location as listed in TPA 711-1 Geotechnical
36 Subsurface Data Report prior to the Setting Date. ~~“Reasonably assumed to exist” means~~
37 ~~geotechnical and geological conditions throughout an area represented by a five-foot radius~~
38 ~~drawn from the center of each boring location listed in the TPA 711-1.~~

39 Type 2 conditions include:

1 (a) the discovery at the site of any unusual manmade object or manmade
2 condition not normally found in subsurface material; or,

3 (b) the discovery at, near or on the site of any unexpected artesian condition
4 as determined by SCDOT.

5 The term Differing Site Conditions specifically excludes:

6 (a) All such subsurface, latent or surface conditions which

7 (i) were known to Contractor prior to the Setting Date, or

8 (ii) could have been reasonably anticipated as potentially present by an
9 experienced civil works contractor based on the information contained in the Project Information
10 Package, or

11 (iii) would have become known to Contractor by undertaking Reasonable
12 Investigation;

13 (b) changes in surface topography;

14 (c) variations in subsurface moisture content and variations in the water table;

15 (d) Utility facilities;

16 (e) Hazardous Materials, including contaminated groundwater;

17 (f) acquisition of real property for drainage purposes; and

18 (g) any conditions which constitute or are caused by a Force Majeure Event.

19 **“Differing Site Conditions Allowance”** means the Contractor’s bid amount of \$5,600,000 with
20 respect to the discovery of Differing Site Conditions affecting the Work including payments for
21 Extra Work Costs and Delay Costs in connection with the aforementioned discovery, except to
22 the extent set forth in Sections 6.12.1.3 and 6.12.1.4.

23 **“Differing Site Conditions Order”** means the written Notice SCDOT delivers to Contractor
24 providing approval of Contractor’s Detailed Differing Site Conditions Proposal and authorization
25 of applicable costs against the Differing Site Conditions Allowance.

26 **“Dispute”** means any dispute, Claim, disagreement or controversy between SCDOT and
27 Contractor concerning their respective rights and obligations under the Contract Documents,
28 including concerning any alleged breach or failure to perform and remedies.

29 **“Dispute Resolution Procedures”** means collectively, the procedures established under Article
30 21.2 of the Agreement.

31 **“Document”** or **“Books and Records”** has the broadest meaning and includes, but is not limited
32 to, all of forms of written and/or recorded information relating to the Project, Project ROW, Utility
33 Adjustments or Work. The term "Document" includes all written, printed, typed, recorded,
34 transcribed, punched, taped or graphic matter of every type and description, however and by
35 whomever prepared, produced, reproduced, disseminated or made, in the actual or constructive
36 possession, custody or control of any of the Contractor, including but not limited to, all writings,
37 letters, minutes, bulletins, correspondence, electronic mail messages, telegrams, telexes,
38 memoranda, notes, instructions, literature, work assignments, notebooks, diaries, calendars,

1 records, agreements, contracts, notations of telephone or personal conversations or conferences,
2 messages, interoffice or intra-office communications, microfilm, circulars, pamphlets, studies
3 Notices, summaries, reports, books, checks, credit card vouchers, statements of account,
4 receipts, invoices, graphs, photographs, drafts, data sheets, data compilations computer data
5 sheets, computer data compilations, work sheets, statistics, speeches or other writings, tape
6 recordings, phonograph records, data compilations from which information can be obtained or
7 can be translated through detection devices into reasonably usable form, or any other tangible
8 thing which records information in any way. The term "Document" shall include the original and
9 any copies which differ in any manner whatsoever from the original (whether different from the
10 original because of notes made on such copy or otherwise) and any drafts thereof.

11 For purposes of this definition, a Document is within the possession or control of the Contractor if
12 it is within the possession or control of any of Contractor's investigators, Contractor's independent
13 accountants, directors, trustees, or any Person acting on behalf of or in concert with Contractor
14 or with any of these persons, or otherwise under their possession or control.

15 The definition of Document also includes:

16 (a) All design and construction documents, and maintenance documents
17 (including drawings, specifications, submittals, subcontracts, sub-consultant agreements,
18 purchase orders, invoices, schedules, Meeting **Notesminutes**, budgets, forecasts, change orders,
19 Utility Adjustment documents and files);

20 (b) Income statements, balance sheets, statements of cash flow and changes
21 in financial position, details regarding expenses and capital expenditures;

22 (c) All budgets, certificates, claims, contract agreements, correspondence,
23 data (including test data), documents, expert analyses, facts, files, information, investigations,
24 materials, notices, plans, projections, proposals, records, reports, requests, samples, schedules,
25 settlements, statements, studies, surveys, tests, test results, traffic information (including volume
26 counts, classification counts, origin and destination data, speed and travel time information and
27 vehicle jurisdiction data) that is analyzed, categorized, characterized, created, collected,
28 generated, maintained, processed, produced, prepared, provided, recorded, stored or used by
29 Contractor or any of its Representatives in connection with the Project; and

30 (d) With respect to all of the above, any information that is stored electronically
31 or on computer-related media, including in the Electronic Document Management System.

32 The definition of "**document-Books** and Records" includes privileged and confidential documents
33 such as trade secret information, trial preparation materials, and materials covered by the
34 attorney-client privilege and the work product doctrine. Privileged and confidential documents may
35 be so designated and segregated from general inspection and review with Notice to the SCDOT
36 setting forth the basis for the designation.

37 "**Effective Date**" means the date the Agreement is signed (either ink or electronically) by both
38 SCDOT and Contractor.

39 "**Electronic Document Management System**" means the secure data management system
40 provided by Contractor containing all of the data Contractor is required to submit to SCDOT in
41 connection with the Work and compatible with data systems, standards and procedures employed
42 by SCDOT, as more particularly described in Section 110.3.3 of the Technical Provisions.

1 **“Element”** means a discrete portion of the Project (e.g., a sign) that is to be designed,
2 constructed, installed, modified, etc.

3 **“Eligible Relocation Assistance Payments”** means payments approved by SCDOT pursuant
4 to SCDOT Relocation Assistance Manual.

5 **“Eligible Surety”** is defined as a Surety company licensed for Surety authority within the State
6 of South Carolina by the Chief Insurance Commissioner of the South Carolina Department of
7 Insurance with an “A” minimum rating of performance as provided in the most current publication
8 of “A.M. Best Key Rating Guide, Property Liability” and is listed on the current U.S. Department
9 of the Treasury Bureau of Fiscal Service list of approved bonding companies (found here:
10 <https://www.fiscal.treasury.gov/surety-bonds/list-certified-companies.html>) as approved for an
11 amount equal to or greater than the amount for which it obligates itself in the Bond. If Surety
12 qualifies by virtue of its Best’s listing, the amount of the Bond may not exceed ten percent of
13 policyholders’ surplus as shown in the latest A.M. Best’s Key Rating Guide and signed by the
14 Surety’s agency or attorney-in-fact.

15 **“Emergency”** means any unplanned event originating from within or adjacent to the Project ROW
16 that: (a) presents an immediate or imminent threat to the long-term integrity of any part of the
17 infrastructure of the Project, to the Environment, to property adjacent to the Project or to the safety
18 of the public including, but not limited to, workers of the Contractor, Subcontractors, Suppliers,
19 material Suppliers, and delivery persons; (b) has caused serious injury to persons, or significant
20 damage to property or the Environment, within or adjacent to the Project; or (c) is recognized by
21 the South Carolina Department of Public Safety as an Emergency.

22 **“Environment”** means air, soils, submerged lands (or “wetlands”), surface waters, groundwater,
23 land, stream sediments, surface or subsurface strata, biological resources, including endangered,
24 threatened and sensitive species, natural systems (including ecosystems), and cultural, historic,
25 archaeological and paleontological resources.

26 **“Environmental Approvals”** means all Governmental Approvals arising from or required by any
27 Environmental Law in connection with development of the Project, including but not limited to;

28 (a) the NEPA Approval;

29 (b) other approvals and permits required under NEPA;

30 (c) any revision, modification, supplement or amendment of the foregoing
31 approvals and permits.

32 **“Environmental Law”** means any Law or regulation applicable to the Project or the Work
33 requiring consideration of environmental impacts or addressing, regulating, relating to, or
34 imposing liability, actions or standards of conduct that pertains to (1) the Environment, Hazardous
35 Materials, pollution, contamination of any type whatsoever, health, or safety, and any lawful
36 requirements and standards that pertain to the Environment, Hazardous Materials, pollution,
37 contamination of any type whatsoever, health, and safety, or (2) otherwise the protection of public
38 health, public welfare, public safety, in any case, set forth in any Laws, or other criteria and
39 guidelines promulgated pursuant to such Laws, or Governmental Approvals applicable to the
40 Project or the Work, as such have been or are amended, modified, or supplemented from time to

1 time (including any present and future amendments thereto and reauthorizations thereof)
2 including those relating to:

3 (a) The manufacture, processing, use, distribution, existence, treatment,
4 storage, disposal, generation, and transportation of Hazardous Materials;

5 (b) Air, soil, surface and subsurface strata, stream sediments, surface water,
6 and groundwater;

7 (c) Releases of Hazardous Materials;

8 (d) Protection of nonhuman life (including wildlife, Threatened or Endangered
9 Species, sensitive species), wetlands, water courses and water bodies, historical, archaeological,
10 and paleontological resources, and natural resources;

11 (e) The operation and closure of underground storage tanks;

12 (f) The safety of employees and other persons; and

13 (g) Notification, documentation, and record keeping requirements relating to
14 the foregoing.

15 Without limiting the above, the term “**Environmental Laws**” shall also include the following:

16 (i) The National Environmental Policy Act (42 U.S.C. §§ 4321 *et seq.*), as amended;

17 (ii) The South Carolina Pollution Control Act, *inter alia*: S.C. Code Ann. §§ 48-1-10 to -350
18 (2008 & Supp. 2014); S.C. Code Ann. Regs. 61-68.as amended;

19 (iii) CERCLA, as amended;

20 (iv) The Solid Waste Disposal Act, as amended by the Resource Conservation and Recovery
21 Act (42 U.S.C. §§ 6901 *et seq.*);

22 (v) The Emergency Planning and Community Right to Know Act of 1986 (42 U.S.C. §§ 11001
23 *et seq.*), as amended;

24 (vi) The Clean Air Act (42 U.S.C. §§ 7401 *et seq.*), as amended;

25 (vii) The Federal Water Pollution Control Act, as amended by the Clean Water Act (33 U.S.C.
26 §§ 1251 *et seq.*);

27 (viii) The Resource Conservation and Recovery Act (42 U.S.C. §§ 6901 *et seq.*), as amended;

28 (ix) The Toxic Substances Control Act (15 U.S.C. §§ 2601 *et seq.*), as amended;

29 (x) The Hazardous Materials Transportation Act (49 U.S.C. §§ 1801 *et seq.*), as amended, and
30 the Hazardous Materials Transportation Uniform Safety Act of 1990;

31 (xi) The Oil Pollution Act (33 U.S.C. §§ 2701 *et. seq.*), as amended;

32 (xii) The Federal Insecticide, Fungicide and Rodenticide Act (7 U.S.C. §§ 136 *et seq.*), as
33 amended;

34 (xiii) The Federal Safe Drinking Water Act (42 U.S.C. §§ 300 *et seq.*), as amended;

- 1 (xiv) The Federal Radon and Indoor Air Quality Research Act (42 U.S.C. §§ 7401 et seq.), as
2 amended;
- 3 (xv) The Occupational Safety and Health Act (29 U.S.C. §§ 651 et seq.), as amended;
- 4 (xvi) The Endangered Species Act (16 U.S.C. §§ 1531 et seq.), as amended;
- 5 (xvii) The Fish and Wildlife Coordination Act (16 U.S.C. §§ 661 et seq.), as amended;
- 6 (xviii) The National Historic Preservation Act (16 U.S.C. §§ 470 et seq.), as amended;
- 7 (xix) The Coastal Zone Management Act (33 U.S.C. §§ 1451 et seq.), as amended;
- 8 (xx) The Bald Eagle and Golden Eagle Protection Act (16 U.S.C. §§ 688 et seq.), as amended;
- 9 (xxi) The Migratory Bird Treaty Act (16 U.S.C. §§ 703 et seq.), as amended;
- 10 (xxii) The Surface Mining Control and Reclamation Act, 30 U.S.C. § 1201 et seq.), as amended;
- 11 (xxiii) Section 4(f) of the U.S. Department of Transportation Act, 49 U.S.C. § 303(c), as amended;
- 12 (xxiv) S.C. Code Ann. §§ 48-1-10 -- 48-1-350 (South Carolina Pollution Control Act; S.C. Code
13 Ann. §§ 48-14-10 – 48-14-170 (Stormwater Management and Sediment Reduction Act); S.C.
14 Code Ann. §§ 48-18-10 – 48-18-80 (Erosion and Sediment Reduction Act of 1983);
- 15 (xxv) All regulations promulgated in accordance with the statutes above.
- 16 **“Environmental Compliance Plan”** means the Contractor’s plan for performing all
17 environmental mitigation measures set forth in the Environmental Approvals, and for complying
18 with all other conditions and requirements of the Environmental Approvals, as more particularly
19 described in Section 160.4.1.1 of the Technical Provisions.
- 20 **“Equity Member”** means: (a) each Person or entity with a direct equity interest in Contractor
21 (whether as a member, partner, joint venture member or otherwise); and (b) each entity with an
22 indirect interest in Contractor through one or more intermediaries. Notwithstanding the foregoing,
23 if Contractor is a publicly traded company, shareholders with less than a 10% interest in
24 Contractor shall not be considered Equity Members.
- 25 **“Error”** means an unintentional absence, omission, inconsistency, inaccuracy, deficiency or
26 other mistake in clerical, calculation, computer malfunction and programming, and printing. Error
27 does not include an error of legal judgment with respect to a person's obligations under this
28 Agreement or other Contract Documents.
- 29 **“Escrow Proposal Documents”** means all detailed pricing Documents showing cost, unit
30 pricing, price quote and other documentary information used in preparation of the Contract Price.
- 31 **“Event of Default Event”** has the meaning set forth in Article 18.61.3 of the Agreement.
- 32 **“Existing Utility Property Interest”** means any right, title or interest in real property (e.g., a fee
33 or an easement) claimed by a Utility Company as the source of its right to maintain an existing
34 Utility in such real property, which is compensable in eminent domain.

1 **“Extra Work”** means any additional Work, altered Work or deleted Work which is directly
2 attributable to occurrence of a Relief Event and absent the Relief Event would not be required by
3 the Contract Documents. The term “Extra Work” does not include Relief Event Delay.

4 **“Extra Work Costs”** means the incremental increase in Contractor’s cost of labor, material,
5 equipment and other direct and indirect costs directly attributable to Extra Work. Such Extra Work
6 Costs shall be calculated in accordance with Section 14.2 (Extra Work Costs and Delay Costs
7 Specifications) to the Agreement.

8 **“Federal Requirements”** means the provisions required to be part of construction contracts
9 funded wholly or in part with federal-aid funding or other federal funds or credit, including the
10 provisions set forth in Exhibit 3 to the Agreement.

11 **“Field Change Notification”** (FCN) has the meaning set forth in Section 1000 of the Technical
12 Provisions.

13 **“Final Completion”** means, for Project, the occurrence of all of the events and satisfaction of all
14 of the conditions set forth in Article 6.6.4 of the Agreement, as and when confirmed by SCDOT’s
15 issuance of a Certificate of Final Completion.

16 **“Final Completion Deadline”** means the deadline for Final Completion, which shall be not later
17 than 180 days after the Substantial Completion Date, unless adjusted by Change Order pursuant
18 to the Agreement.

19 **“Final Design”** means, depending on the context: (a) the RFC Documents; (b) the design
20 concepts set forth in the RFC Documents; or (c) the process of development of the RFC
21 Documents.

22 **“Final Payment”** means payment by SCDOT of the final installment of the Contract Price.

23 **“Float”** means the amount of time that any given activity or logically connected sequence of
24 activities shown on the Project Schedule may be delayed before it will affect the Substantial
25 Completion Deadline or Final Completion Deadline, as applicable. Such Float is generally
26 identified as the difference between the early start date and late start date, or early completion
27 date and late completion date, for activities shown on the Project Schedule.

28 **“Force Account Directive Letter”** a written order from SCDOT directing a change prior to
29 agreement with **CONTRACTOR** on adjustment, if any, to the Contract Price or Contract
30 Time. If a price for the Work cannot be agreed upon or a time constraint requires expedited work,
31 **CONTRACTOR** shall perform the Work under Force Account Procedures as outlined
32 in Section 15.3 if the Agreement.

33 **“Force Account Work”** means Extra Work Costs determined on a force account basis, in
34 accordance with Section 109.5 of the SCDOT Standard Specifications Section 1.2 of Exhibit 14 of
35 the Agreement.

1 **“Force Majeure Event”** means a Delay or failure of performance, in each case, that materially
2 and adversely affect performance of the Contractor hereunder,

3 A Force Majeure Event is defined as or are caused by:

4 (a) Acts of God or the public enemy;

5 (b) A Change in Law or regulation after the Effective Date directly and
6 substantially affecting performance of the Project;

7 (c) Acts of war (including civil and revolutionary); invasion, armed conflict,
8 violent act of foreign enemy, military or armed blockade, military or armed takeover of the Project
9 or the Site;

10 (d) Declaration or order from either the President of the United States and/or
11 the Governor of the State of South Carolina that mandates or requires the evacuation of the
12 Project area;

13 (e) Acts of rebellion, terrorism, riot, insurrection, civil commotion or sabotage
14 that causes direct physical damage to, or otherwise directly causes interruption to construction or
15 direct Losses during maintenance of, the Project;

16 (f) Earthquakes, including all foreshocks and aftershocks, where such
17 earthquakes include ground shaking, liquefaction, settlement, or ground movements that directly
18 impact, and cause damage to, temporary or permanent works of the Project;

19 (g) Hurricanes and tornados caused by natural events that causes direct
20 physical damage to, or otherwise directly causes interruption to construction or direct Losses
21 during maintenance of, the Project;

22 (h) Extreme weather events, ice storms, snow, fires, floods, or landsides
23 caused by natural events, sinkholes caused by natural events, in each case directly impacting the
24 physical improvements of the Project or Design Builder’s performance of the scope of the Work
25 provided that the damage caused by an event as set forth herein were not reasonably foreseeable
26 and preventable by Design Builder’s exercise of ordinary care, exercise of caution, due diligence
27 or reasonable efforts, to abate, prevent, or otherwise mitigate the risk of such event;

28 (i) Explosions, nuclear explosion, including radioactive contamination that
29 triggers Design Builder’s obligations pertaining to Hazardous Materials hereunder and, in each
30 case directly impacting the physical improvements of the Project or performance of the Design
31 Builder’s scope of Work,

32 (j) An extraordinary accident caused by a third party directly impacting the
33 physical improvements of the Project or performance of the Design Builder’s scope of Work
34 provided that the damage caused by said extraordinary accident as set forth herein were not
35 reasonably foreseeable and preventable by Contractor’s exercise of ordinary care to abate,
36 prevent, or otherwise mitigate the risk of such event;

37 (k) Unavailability or shortage of materials caused directly or indirectly by any
38 other Force Majeure Event whether it occurs within South Carolina or whether it occurs in the
39 area where the materials are produced, manufactured, and/or mined;

1 (l) Embargos directly affecting materials required to perform the Contractor's
2 scope of the Work as reflected in the then-current Project Schedule;

3 (m) Quarantine or suspension by the President of the United States or the
4 Governor of South Carolina, or other authority acting on behalf of or with the authority of the same,
5 or declared epidemic or pandemic, in each case, directly affecting the Contractor's performance
6 of the scope of the Work;

7 (n) Declared state of Emergency by the President of the United States or the
8 Governor of the State of South Carolina or regional authority having jurisdiction over the Project
9 or the Contractor's performance of the scope of the Work;

10 (o) Strikes (national or regional) or other concerted acts of workman not arising
11 out of or relating to Contractor or any Person or entity for which Contractor is responsible;

12 (p) Vehicle collisions or other accidental collisions which causes significant
13 damage to items within the Project Limits such as the roadway, a bridge structure, noise wall,
14 retaining wall or overhead sign structure of the Project.

15 Each of the foregoing a "Force Majeure Event," except, in each case, to the extent that any of the
16 foregoing events or consequences of such events arose out of (A) any breach of contract by
17 Contractor or any Person or entity for whom Contractor is legally responsible including by not
18 limited to Subcontractors and material Suppliers, (B) any act or omission by Contractor or any
19 such Person or entity, (C) any negligence, recklessness, willful misconduct, fraud, or violation of
20 Laws by Contractor or any such Person or entity; or could reasonably have been avoided by
21 Contractor or any such Person or entity by the exercise of caution, due diligence or reasonable
22 efforts, or otherwise.

23 "**Generally Accepted Accounting Principles**" means such accepted accounting practice as, in
24 the opinion of the accountant, conforms at the time to a body of generally accepted accounting
25 principles in the United States.

26 "**Good Faith Efforts**" means (a) with respect to DBE, the efforts to meet the DBE Goals required
27 under 49 CFR Part 26, Appendix A, and (b) with respect to OJT, the effort to meet the OJT Goals
28 required under 23 CFR 230.409(g)(4).

29 "**Good Industry Practice**" means the degree of skill, care, knowledge, prudence, foresight and
30 judgment usually possessed and exercised by members of a skilled profession. Good Industry
31 Practice also includes such skill and care that would reasonably and ordinarily be expected from
32 time to time from a skilled and experienced designer, engineer, constructor, or other contractor
33 (i) performing high quality work such as the Work, (ii) that seeks in good faith to comply with its
34 contractual obligations (i.e., with respect to the Project, complying with the Contract Documents)
35 and all applicable Laws and Governmental Approvals, (iii) that (A) with respect to design or
36 engineering matters, uses the skill, care, diligence, and professional standards ordinarily used by
37 similarly-situated design or engineering professionals, or (B) with respect to construction matters,
38 uses the skill, care, diligence, and professional standards used by similarly-situated professional
39 construction companies, and in either case, seeking to comply with professional standards in their
40 respective disciplines that are accepted as the standards of the industry in the State, (iv) that
41 seeks to perform such high quality work in a manner commensurate with standards of safety,
42 performance, dependability, efficiency, and economy as would other skilled and experienced
43 designers, engineers, constructors, or other contractors, as applicable, engaged in the same type

1 of undertaking (A) in the United States, (B) under similar circumstances and conditions (including
2 environmental conditions), and (C) as are generally considered prudent practices in the exercise
3 of reasonable judgment and in light of facts then-known when a relevant decision was made or
4 action was taken. Good Industry Practice is not intended to be the optimum practices, methods,
5 etc., to the exclusion of all others, but rather a spectrum of possible, but reasonable, practices,
6 methods, etc., having due regard for, among other things, contractual and legal obligations as
7 well as manufacturers' requirements and warranties.

8 **“Governmental Approval”** means any permit, license, consent, concession, grant, franchise,
9 authorization, waiver, certification, exemption, filing, lease, registration or ruling, variance or other
10 approval, guidance, protocol, agreement, mitigation agreement, or memoranda of
11 agreement/understanding, and any amendment or modification of any of them, required by or
12 with, or provided by, Governmental Entities, including State, local, or federal regulatory agencies,
13 agents, or employees, which authorize or pertain to the Work or the Project, but excluding any
14 such approvals given by or required from any Governmental Entity in its capacity as a Utility
15 Company. Governmental Approvals include Environmental Approvals.

16 **“Governmental Entity”** means any federal, State, local or foreign government and any political
17 subdivision or any governmental, quasi-governmental, judicial, public or statutory instrumentality,
18 administrative agency, authority, body or entity other than SCDOT.

19 **“Governmental Rules”** or **“Law”** means: (a) any Law, statute, code, regulation, ordinance, rule
20 or common Law; (b) any binding judgment (other than regarding a Claim or Dispute); (c) any
21 binding judicial or administrative order or decree (other than regarding a Claim or Dispute); (d)
22 any written directive, guideline, policy requirement or other governmental restriction (including
23 those resulting from the initiative or referendum process, but excluding those by SCDOT within
24 the scope of its administration of the Contract Documents); or (e) any similar form of decision of
25 or determination by, or any written interpretation or administration of any of the foregoing by, any
26 Governmental Entity, in each case which is applicable to or has an impact on the Project or the
27 Work, whether taking effect before or after the Effective Date, including Environmental Laws.
28 “Laws”, however, excludes Governmental Approvals

29 ~~**“Guaranteed Obligations”** has the meaning set forth in the Guaranty.~~

30 ~~**“Guarantor”** means each of the entities that provided a guaranty in the form of Exhibit 11-1 of~~
31 ~~the Agreement of the obligations of Contractor under the Contract Documents.~~

32 ~~**“Guaranty”** means each guaranty executed by a Guarantor guaranteeing the obligations of~~
33 ~~Contractor under the Contract Documents.~~

34 **“Hazardous Materials”** means any element, chemical, compound, material or substance,
35 whether solid, liquid or gaseous, which at any time is defined, listed, classified or otherwise
36 regulated in any way under any Environmental Laws, or any other such substances or conditions
37 (including mold and other mycotoxins or fungi) which may create any unsafe or hazardous
38 condition or pose any threat to human health and safety. The term “Hazardous Materials” includes
39 the following:

40 (a) Hazardous wastes, hazardous material, hazardous substances, hazardous
41 constituents, and toxic substances or related materials, whether solid, liquid, or gas, including
42 substances defined as or included in the definition of “hazardous substance”, “hazardous waste”,

1 “hazardous material”, “extremely hazardous waste”, “acutely hazardous waste”, “radioactive
2 waste”, “radioactive materials”, “bio-hazardous waste”, “pollutant”, “toxic pollutant”, “contaminant”,
3 “restricted hazardous waste”, “infectious waste”, “toxic substance”, “toxic waste”, “toxic material”,
4 or any other term or expression intended to define, list or classify substances by reason of
5 properties harmful to health, safety or the indoor or outdoor Environment (including harmful
6 properties such as ignitability, corrosivity, reactivity, carcinogenicity, toxicity, reproductive toxicity,
7 “TCLP” toxicity” or “EP toxicity” or words of similar import under any applicable Environmental
8 Laws);

9 (b) any petroleum, including crude oil and any fraction thereof, and including
10 any refined petroleum product or any additive thereto or fraction thereof or other petroleum
11 derived substance; and any waste oil or waste petroleum byproduct or fraction thereof or additive
12 thereto;

13 (c) any drilling fluids, produced waters and other wastes associated with the
14 exploration, development or production of crude oil, natural gas or geothermal resources;

15 (d) any flammable substances or explosives;

16 (e) any radioactive materials;

17 (f) any asbestos or asbestos-containing materials;

18 (g) any lead and lead-based paint;

19 (h) any radon or radon gas;

20 (i) any methane gas or similar gaseous materials;

21 (j) any urea formaldehyde foam insulation;

22 (k) electrical equipment which contains any oil or dielectric fluid containing
23 regulated levels of polychlorinated biphenyls;

24 (l) pesticides;

25 (m) any other chemical, material or substance, exposure to which is prohibited,
26 limited or regulated by any Governmental Entity or which may or could pose a hazard to the health
27 and safety of the owners, operators, users or any Persons in the vicinity of the Project or to the
28 indoor or outdoor environment; and

29 (n) soil, or surface water or ground water, contaminated with Hazardous
30 Materials as defined above.

31 **“Hazardous Materials Management”** means procedures, practices and activities to address and
32 comply with Environmental Laws and Environmental Approvals with respect to Hazardous
33 Materials encountered, impacted, caused by or occurring in connection with the Work, as well as
34 investigation and remediation of such Hazardous Materials. Hazardous Materials Management
35 may include sampling, stock-piling, storage, backfilling in place, asphalt batching, recycling,
36 treatment, clean-up, remediation, transportation and/or off-site disposal of Hazardous Materials,
37 whichever is the most cost-effective approach authorized under applicable Law.

1 **“Hazardous Waste Management Plan (HWMP)”** means the plan prepared by Contractor for the
2 safe handling, storage, treatment and/or disposal of Hazardous Materials both within and outside
3 the Project ROW, as more particularly described in Section 160.4.1.2 of the Technical Provisions.

4 **“Hold-off Parcels”** means those parcels on the Schematic Right of Way Plans where Right of
5 Way Services have not been completed prior to award of the Contract.

6 **“Holidays”** means those days defined as legal holidays in S.C. Code Ann. § 53-5-10, *et. seq.*

7 **“Incident”** means a localized disruption to the free flow of traffic on or safety of users of the
8 Project that is beyond the control of Contractor-Related Entities and does not result from actions
9 or omissions of Contractor-Related Entities.

10 **“Inaccurate Utility Information”** means with respect to the description or identification of a Utility
11 provided in the Utility information as set forth in the Technical Provisions Attachments:

12 (a) With the exception of those underground utilities that were subject to a
13 Utility Adjustment under an SCDOT encroachment permit after the completion of Level B SUE
14 and Level C SUE, an underground utility (excluding appurtenances and Service Lines) that
15 conflicts with the Project shall be considered a material inaccuracy if the utility is not identified at
16 all in the Utility information **or incorrectly indicated as abandoned.**

17 (b) The Utility information as set forth in the Technical Provisions Attachments
18 regarding horizontal and vertical positions **of all underground Utilities is an estimate only, shall**
19 **not be considered materially inaccurate, and shall not be relied upon** shall be considered materially
20 inaccurate if one of the following applies: **the horizontal centerline of the actual location of the**
21 **subject Utility lies more than two and ½ horizontal feet from the horizontal centerline reflected in**
22 **the Utility information; or the vertical centerline of the actual location of the subject Utility lies more**
23 **than two vertical feet from the vertical centerline reflected in the Utility information.**

24 (c) The Utility information as set forth in the Technical Provisions Attachments
25 regarding the size of an underground utility shall be considered materially inaccurate if one of the
26 following applies, with regard to any difference (whether larger or smaller) between the utility’s
27 actual inside diameter, excluding appurtenances (the “actual size”) and the inside diameter
28 indicated for such utility in the Utility information (the “stated size”):

29 (i) The utility’s stated size is 12” or less, and the utility’s actual
30 size is 24” or more,

31 (ii) The utility’s stated size is greater than 12” but less than or
32 equal to 36”, and the utility’s actual size differs from the stated size by more than 50% of the
33 stated size,

34 (iii) The utility’s stated size is greater than 36” but less than or
35 equal to 72”, and the utility’s actual size differs from the stated size by more than 25% of the
36 stated size, or

37 (iv) The utility’s stated size is greater than 72”, and the utility’s
38 actual size differs from the stated size by more than 15% of the stated size.

39 **“In-Contract Utility Adjustment Work”** means Utility Adjustment Work that is performed by the
40 Contractor for a Utility Company that has chosen to have Utility Adjustments, Protection in Place,

1 or other disposition of the Utility Company's utility facility with respect to the Project be performed
2 by the Contractor.

3 **"Indemnified Parties"** SCDOT, the State of South Carolina, their respective successors,
4 assigns, officeholders, officers, directors, agents, Representatives, consultants and employees.

5 **"Independent Quality Firm"** (IQF) means the Contractor's independent firm responsible for
6 performing independent quality assurance material testing, inspection, and audits of the
7 Construction Quality Management Plan as more particularly described in Section 110.4.2.3 of the
8 Technical Provisions.

9 **"Independent Quality Manager"** (IQM) means the employee of the Independent Quality Firm
10 responsible for management of the quality acceptance portion of the Construction Quality
11 Management Plan as more particularly described in Section 110.7.2.6 of the Technical Provisions.
12 The Independent Quality Manager is one of the Key Personnel listed in Exhibit 5-1 of the
13 Agreement.

14 **"Intellectual Property"** means all current and future legal and/or equitable rights and interests
15 in know-how, patents (including applications), copyrights (including moral rights), trademarks
16 (registered and unregistered), service marks, trade secrets, designs (registered and
17 unregistered), utility models, circuit layouts, plant varieties, business and domain names,
18 inventions, solutions embodied in technology, and other intellectual activity, and applications of
19 or for any of the foregoing, subsisting in or relating to the Project, Project design data or Project
20 traffic data. Intellectual Property includes traffic management algorithms, and software used in
21 connection with the Project (including software used for management of traffic on the Project),
22 and software source code. Intellectual Property is distinguished from physical embodiments and
23 other documentation that disclose Intellectual Property.

24 **"Intelligent Transportation System"** means the system to monitor traffic flow, detect traffic and
25 traffic operational conditions and communicate relevant traffic information to users of the Project,
26 as more particularly described in Section 685 of the Technical Provisions.

27 **"Interpretive Engineering Decision"** has the meaning set forth in Article 3.9.1 of the Agreement.

28 **"Issue Resolution Ladder"** has the meaning set forth in Article 21.2.1 of the Agreement.

29 **"Just Compensation"** means the SCDOT approved value, based on Appraisals prepared by an
30 appraiser from the approved SCDOT Appraiser List of parcels impacted by the Project. In
31 determining Just Compensation, only the value of the property to be acquired or taken, any
32 diminution in the value of the landowner's remaining property, and any benefits to be derived from
33 the proposed Project including the value of any property or rights relinquished or reverting to the
34 landowner as a part or result thereof shall be considered.

35 **"Key Personnel"** means those individuals appointed by Contractor and approved by SCDOT,
36 from time to time, to fill the "Key Personnel" positions identified in Section 110.7.2 of the Technical
37 Provisions. The specific individuals appointed by Contractor and approved by SCDOT to initially
38 fill certain of the Key Personnel positions are identified in Exhibit 5-1 to the Agreement.

1 **“Known Cultural Resource Sites”** means those specific locations within the Project area
2 identified in the NEPA Approval that were found to contain cultural resources in class I and class
3 III surveys conducted prior to issuance of the NEPA Approval.

4 **“Known or Suspected Hazardous Materials”** means:

5 (a) Hazardous Materials and Recognized Environmental Conditions that are
6 known or reasonably suspected to exist as of the Setting Date based on information or analysis
7 contained or referenced in the Technical Provisions as of the Setting Date; provided, however,
8 that, with respect to any parcel, neither knowledge nor reasonable suspicion of Hazardous
9 Materials or Recognized Environmental Conditions shall be based solely on information or
10 analysis contained or referenced in a Phase **14** Environmental Site Assessment Report unless the
11 Project Information Package also contains a Phase **112** Environmental Site Assessment Report
12 for the same parcel as of the Setting Date;

13 (b) aerially deposited lead and all soils containing aerially deposited lead,
14 wherever located in or on the Site, regardless of whether indicated or not indicated in the NEPA
15 Approvals, Project Information Package or any other source;

16 (c) Hazardous Materials that are part of any materials, or are contained in any
17 materials, incorporated into roadway and street structures, improvements and fixtures of any kind,
18 including landscaping, that exist in, on or under the Schematic ROW as of the Setting Date,
19 regardless of whether indicated or not indicated in the NEPA Approval, Project Information
20 Package or any other source; and

21 (d) asbestos located in any building remaining in the Project ROW at the time
22 the corresponding parcel is turned over to Contractor.

23 **“Lane Closure”** means that any traffic lane, ramp and/or crossroad is closed or blocked, or that
24 the use thereof is otherwise restricted for any duration.

25 **“Law”** see **“Governmental Rules.”**

26
27 **“Lead Design Engineer”** has the meaning set forth in Section 110.7.2.3 of the Technical
28 Provisions. The Lead Design Engineer is one of the Key Personnel listed in Exhibit 5-1 of the
29 Agreement.

30 **“Lien”** means any pledge, lien, security interest, mortgage, deed of trust or other charge or
31 encumbrance of any kind, or any other type of preferential arrangement (including any agreement
32 to give any of the foregoing, any conditional sale or other title retention agreement, any lease in
33 the nature of a security instrument and the filing of or agreement to file any financing statement
34 under the Uniform Commercial Code of any jurisdiction).

35 **“Liquidated Damages”** are contractually agreed damages that must be paid as damages for
36 failure to perform under the Agreement.

37 **“Loss”** or **“Losses”** means any loss, damage, injury, liability, obligation, cost, response cost,
38 expense (including attorneys’, accountants’ and expert witnesses’ fees and expenses (including
39 those incurred in connection with the enforcement of any indemnity or other provision of the
40 Agreement)), fee, charge, judgment, penalty, fine or third-party claims. Losses include injury to or
41 death of persons, damage or Loss of property, and harm or damage to natural resources.

1 **“Maintenance Services”** means all management, administration, maintenance, repair,
2 preservation, modification, reconstruction, rehabilitation, restoration, renewal, and replacement,
3 in each case, to be performed by or on behalf of Contractor in connection with the Project during
4 the Term.

5 **“Material Breach”** means any breach of this Agreement that deprives the injured Party of the
6 benefit it reasonably expected. A Material Breach does not include a breach that occurs as a
7 direct result of the occurrence of ~~a Compensation Event or a Relief Event that (i) continues for~~
8 ~~more than 30 consecutive days, or (ii) occurs more than three times in any rolling six month~~
9 ~~period, measured to the day, after SCDOT gave a Warning Notice.~~

10 **“Meeting Notes”** means the notes that the Contractor records from Project-related meetings
11 SCDOT attends, provided to SCDOT in draft and final formats to facilitate SCDOT review and
12 comments, and that shall include a list of attendees and contact information, documentation of
13 issues discussed and associated responses and decisions, and a description of remaining open
14 items and action items noting the Persons) responsible for follow-up and target dates for
15 resolutions.

16 **“Meeting Notice, Agenda, and Meeting Materials”** means the written Notice and meeting
17 documentation provided to SCDOT in advance of necessary, anticipated or regularly scheduled
18 meetings that includes information on the proposed discussion topics and issues and any
19 supporting documentation utilized for the purpose of facilitating discussions. The Meeting Notice,
20 Agenda, and Meeting Materials shall be provided to SCDOT: (a) no less than five (5) Business
21 Days prior to associated meeting when such meetings are less frequent than weekly, or (b) no
22 less than one (1) Business Day prior to associated meeting when such meetings are weekly or
23 more frequently.

24 **“Monthly Progress Schedule”** means the schedule consistent with the Completion Deadlines,
25 submitted by Contractor as a condition of NTP 2, setting forth the approved schedule of Work on
26 a monthly basis against which any subsequent schedule amendments are tracked, as more
27 particularly described in Section 110.6.10 of the Technical Provisions.

28 **“Necessary Schematic ROW Change”** means real property (which term is inclusive of all
29 permanent estates and interests in real property), improvements and fixtures located outside the
30 Schematic ROW that must be permanently acquired in order for Contractor to deliver the Basic
31 Configuration and satisfy the requirements of the Contract Documents. A Necessary Schematic
32 ROW Change arises only where indicated in Article 14 of the Agreement.

33 **“NEPA Approval”** shall mean the I-20/26/126 Corridor Improvement Project combined Final
34 Environmental Impact Statement and Record of Decision, issued by the Federal Highway
35 Administration on May 2, 2019, including approvals of all subsequent re-evaluations.

36 **“No Prior Rights ~~Agreements~~Arrangements”** means the circumstances where a Utility
37 Company is obligated under South Carolina Law to perform a Utility Adjustment or Protection in
38 Place with respect to the Utility Owner’s facility that has real property rights junior to SCDOT’s
39 senior real property rights with respect to the utility facility’s location, the costs for which are borne
40 by the Utility Company. Accordingly, Contractor has no Claim, or basis for Claim, for additional
41 time or compensation arising out of or relating to Delays or additional costs incurred relating to
42 No Prior Rights Arrangement Utility ~~ies~~ Adjustments. No Prior Rights Arrangements are
43 circumstances under which there is no Utility Agreement. No Prior Rights Arrangements include

1 encroachment permits. Requirements for Utility Adjustments under No Prior Rights
2 Arrangements, otherwise known as 'No-Cost Relocations', are set forth in the SCDOT Utility
3 Accommodations Manual.

4 **“Non-Conformance Report (NCR)”** means a report documenting Nonconforming Work and the
5 ultimate disposition of such Nonconforming Work, including the efforts undertaken to repair,
6 replace, or otherwise remediate such Work in accordance with the Contract Documents.

7 **“Nonconforming Work”** means Work that does not conform to the requirements of the Contract
8 Documents, the Governmental Approvals, applicable Law or the Design Documents.

9 **“Notice”** means a writing issued by any Party delivered via email and/or by U.S. Mail to a Party's
10 Authorized Representative which informs the Party of an event, information, a direction to do or
11 not do some act, etc.

12 **“Notice of Partial Termination for Convenience”** means written Notice issued by SCDOT to
13 Contractor terminating part of the Work of Contractor for convenience under Article 23 of the
14 Agreement.

15 **“Notice of Termination for Convenience”** means written Notice issued by SCDOT to Contractor
16 terminating the Work of Contractor for convenience under Article 23 of the Agreement.

17 **“NTP 1”** means a written Notice issued by SCDOT to Contractor authorizing Contractor to
18 proceed with the portion of the Work described in Article 7.3 of the Agreement.

19 **“NTP 2”** means a written Notice issued by SCDOT to Contractor authorizing Contractor to
20 proceed with the portion of the Work described in Article 7.4 of the Agreement.

21 **“OJT Goals”** means goals for on-the-job training so that inexperienced and untrained workers
22 have a substantial opportunity to participate in the performance of the Construction Work through
23 apprenticeships, training and similar measures to maintain and grow a diverse, skilled work force
24 as set forth in Article 9.3 of the Agreement.

25 **“OJT Special Provisions”** means SCDOT's provisions regarding on-the-job training for the
26 Project set forth in Section 1000 of the Technical Provisions.

27 **“OJT Trainee”** has the meaning as set forth in the SCDOT On-the-Job Training Manual.

28 **“OJT Utilization Plan”** means Contractor's SCDOT-approved plan for meeting the OJT Goals,
29 described in Article 9.3 of the Agreement.

30 **“Open Book Basis”** means providing SCDOT all underlying assumptions and data, Documents
31 and information associated with pricing or compensation (whether of Contractor or SCDOT) or
32 adjustments thereto, including assumptions as to costs of the Work, Extra Work Costs, Delay
33 Costs, schedule, composition of equipment spreads, equipment rates (including rental rates),
34 labor rates and benefits, productivity, estimating factors, design and productivity allowance,
35 contingency and indirect costs, risk pricing, discount rates, interest rates, inflation and deflation
36 rates, insurance rates, bonding rates, letter of credit fees, overhead, profit and other items
37 reasonably required by SCDOT to satisfy itself as to the validity or reasonableness of the amount.

1 **“Oversight”** means monitoring, inspecting, sampling, measuring, spot checking, attending,
2 observing, testing, investigating and conducting any other Oversight respecting any part or aspect
3 of the Project or the Work, including all the activities described in Article 3 of the Agreement.

4 **“Owner Verification Firm” (OVF)** means the entity, as well as its personnel, contracted by and
5 acting on behalf of SCDOT in providing Oversight by means of inspecting, sampling and testing
6 to verify that the Work is constructed in compliance with the Contract Documents.

7 **“Partial Acceptance”** means the occurrence of all of the events and satisfaction of all of the
8 conditions set forth in Section 6.6 of the Agreement, as and when confirmed by SCDOT’s
9 issuance of a Certificate of Partial Acceptance (form for acceptance of State maintenance – Form
10 100.03) for the Project.

11 **“Partial Acceptance Date”** means the date on which Partial Acceptance for the Project occurs.

12 **“Partial Acceptance Deadline”** means the deadline for Partial Acceptance set forth in the
13 Preliminary Project Baseline Schedule at Exhibit 2-2 of the Agreement, as such deadline may be
14 adjusted by Change Order pursuant to the Agreement.

15 **“Partial Termination for Convenience”** means a partial termination of the Agreement made
16 pursuant to Article 23 of the Agreement.

17 **“Partnering Meetings”** has the meaning set forth in Article 212 of the Agreement.

18 **“Party”** means Contractor or SCDOT, as the context may require, and Parties means Contractor
19 and SCDOT, collectively.

20 **“Payment Bond”** means the bond required in accordance with Article 10.1.2 of the Agreement.

21 **“Pay Request”** means a draw request and certificate described in Article 13 of the Agreement.

22 **“Performance Bond”** means the bond required in accordance with Section 10.1.1 of the
23 Agreement.

24 **“Permitted Closure”** means:

25 (a) a Lane Closure due to an SCDOT-Directed Change, provided Contractor
26 is using commercially reasonable efforts to: (i) mitigate the impact of such SCDOT-Directed
27 Change; (ii) reopen the affected segment to traffic; and (iii) minimize the impact of Contractor’s
28 activities and the Closure to traffic flow;

29 (b) a Lane Closure specified, caused or ordered by, and continuing only for so
30 long as required by, SCDOT or any Governmental Entity, or a Utility Company performing Work
31 under a permit issued by SCDOT, except to the extent such Lane Closure is the result of the
32 negligence, willful misconduct, or breach of applicable Law or contract, by Contractor or any
33 Contractor-Related Entity; or

34 (c) a Lane Closure required due to a Relief Event.

1 **“Person”** means any individual, jural entity, corporation, joint venture, limited liability company,
2 company, voluntary association, partnership, limited partnership, trust, unincorporated
3 organization, unincorporated association, or Governmental Entity.

4 **“Plan” or “Plans”** means the design drawing(s) prepared specifically for the Project that show
5 the location, character, dimensions, and details of the Work to be performed and prepared in
6 accordance with Good Industry Practice and the Contract Documents. Contractor to ensure that
7 all non-SCDOT standard drawings/details are detailed on the Plans. All Plans must include all
8 proposed and actual changes to the Schematic ROW.

9 **“Preliminary Project Baseline Schedule”** means the time-scaled, Critical Path network that
10 depicts Project sections, Project milestones, and subordinate activities and their respective
11 durations, sequencing, and interrelationships that represent Contractor’s Work plan for designing,
12 constructing, and completing the Project, attached as Exhibit 2-2 to the Agreement.

13 **“Premium Right of Way Acquisition Costs”** means the amount of a negotiated settlement or
14 Jury Award that exceeds Just Compensation set in the approved SCDOT Appraisal for
15 negotiations.

16 **“Prior Rights”** means where a Utility occupies a parcel by fee simple title, easement or other
17 legal means as evidenced by Utility-provided documentation that clearly shows the Utility’s rights
18 or title predates the SCDOT’s right-of-way acquisition.

19 **“Prior Rights Documentation”** means Documents showing that the Utility Company’s facility
20 predates the acquisition of the property for street or highway purposes, or that it occupies an
21 easement or other compensable land right. Such Documents provide verification that the Utility
22 Company is entitled to compensation for the cost of Adjustments required to accommodate the
23 Project.

24 **“Professional Engineer”** means a Person who has been granted registration in one or more
25 branches of engineering by the South Carolina Department of Labor Licensing & Regulation (LLR)
26 and is authorized to practice professionally in the State of South Carolina.

27 **“Professional Services”** means those services defined under Engineering and Design Related
28 Services set forth in the SCDOT Manual for Procurement, Management and Administration of
29 Engineering and Design Related Services, dated May 1, 2018.

30 **“Professional Services Quality Management Plan”** has the meaning set forth in
31 Section 110.4.2.2 of the Technical Provisions.

32 **“Professional Services Quality Manager”** means the individual filling the position with the
33 responsibility to cause the methods and procedures contained in SCDOT-approved Professional
34 Services Quality Management Plan to be implemented and followed by Contractor’s Professional
35 Services staff in the performance of the Work, as more particularly described in Section 110.4.2.2
36 of the Technical Provisions.

37 **“Project”** means all of the transportation facilities and all related structures, improvements and
38 systems to be developed, designed, constructed, and delivered, or any of the foregoing, pursuant
39 to the terms of the Contract Documents, as more particularly described in Section 100 of the
40 Technical Provisions.

41 **“Project Baseline Schedule”** means the CPM schedule consistent with the Completion
42 Deadlines, submitted by Contractor as a condition of NTP 1 and NTP 2, setting forth the approved

1 schedule of Work against which any subsequent schedule amendments are tracked, as more
2 particularly described in Section 110.6.9 of the Technical Provisions.

3 **“Project Environmental Commitment Requirements” or “Environmental Commitments”**
4 means the specific obligations and responsibilities as defined by the combined Final
5 Environmental Impact Statement (FEIS) / Record of Decision (ROD) approved for the Carolina
6 Crossroads Project and all subsequent NEPA Re-evaluations as provided in the Contract
7 Documents.

8 **“Project Information Package”** means the collection of information, data, Documents and other
9 materials that SCDOT has provided to Contractor for general or reference information only.

10 **“Project Intellectual Property”** means all Proprietary Intellectual Property, Contractor
11 Intellectual Property and Third-Party Intellectual Property incorporated into the Project.

12 **“Project Limits”** means the area within the existing rights of way and Project ROW necessary
13 for the design and construction of the Project.

14 **“Project Management Plan”** means the Document containing SCDOT-approved component
15 parts, plans and documentation described in Section 110.2 of the Technical Provisions.

16 **“Project Manager”** has the meaning set forth in Section 110.7.2.1 of the Technical Provisions.
17 The Project Manager is one of the Key Personnel listed in Exhibit 5-1 of the Agreement.

18 **“Project ROW” or “Project Right-of-Way”** means, except as provided below, any real property
19 (which term is inclusive of all estates, easements, leases, and other interests in real property,
20 permanent or temporary) located:

21 (a) within the lines delineating the outside boundaries of the Project set forth
22 in the Schematic ROW, as such boundaries may be adjusted from time to time in accordance with
23 the Contract Documents (including adjustments for SCDOT Additional Properties, Contractor-
24 Designated ROW, Additional Right of Way and avoided parcels or partial parcels, in whole or in
25 part); or

26 (b) outside such lines and required for performance of the Work or
27 construction, operation or maintenance of the Project, including Temporary Construction
28 Easements outside such lines during their terms, and easements and other property interests for
29 the Project and other components and features required for roadway function or environmental
30 compliance.

31 The term Project ROW or Project Right-of-Way specifically includes all air space, surface rights
32 and subsurface rights within the boundaries of the Project ROW or Project Right-of-Way. The
33 term specifically excludes real property for Additional Areas outside the boundaries set forth in
34 the Schematic ROW; and Replacement Utility Property Interests.

35 **“Project Schedule”** means one or more, as applicable, of the SCDOT approved logic-based
36 Critical Path schedules (the Project Baseline Schedule, the Monthly Progress Schedule and the
37 Recovery Schedule) developed and maintained by the Contractor for all D&C Work leading up to
38 and including Final Completion, and for tracking the performance of such D&C Work, as the same
39 may be revised and updated from time to time in accordance with, and meeting the requirement
40 of, Section 110.6 of the Technical Provisions.

1 **“Proposal”** means Contractor’s original Proposal submitted in response to the RFP, including
2 any clarifications.

3 **“Proposal Due Date”** means the deadline for submission of the Proposal to SCDOT under the
4 RFP.

5 **“Proposer”** means each entity that was shortlisted based on SCDOT’s evaluation of submissions
6 in response to the Request for Qualifications for the Project issued on September 15, 2022, as
7 amended.

8 **“Proprietary Intellectual Property”** means all Intellectual Property created, authored and/or
9 invented under or for the purposes of a Proposal, the Contract Documents and/or the Project.

10 **“Protection in Place”** means any action taken to avoid damaging a Utility which does not involve
11 removing or relocating that Utility, including staking the location of a Utility, exposing the Utility,
12 avoidance of a Utility’s location by construction equipment, installing steel plating or concrete
13 slabs, encasement in concrete, temporarily de-energizing power lines, and installing physical
14 barriers. The term includes both temporary measures and permanent installations meeting the
15 foregoing definition.

16 **“Public Records Act”** means the South Carolina Public Records Act, S.C. Code Ann. § 30-1-
17 10, *et. seq.* and South Carolina Freedom of Information Act, S.C. Code Ann. § 30-4-10, *et. seq.*

18 **“Punch List”** means the itemized list of the Work that remains to be completed after Substantial
19 Completion has been achieved and before Final Completion, the existence, correction and
20 completion of which will have no material or adverse effect on the normal and safe use and
21 operation of the Project.

22 **“Quality Assurance Program”** QAP means SCDOT’s Quality Assurance Program for the
23 Carolina Crossroads Program.

24 **“Quality Control Manager’ (QCM)”** has the meaning as set forth in the Quality Assurance
25 Program (QAP).

26 **“Quality Management Plan”** means, collectively, the Professional Services Quality
27 Management Plan and the Construction Quality Management Plan included in the Project
28 Management Plan and more fully described in Section 110.4.2 of the Technical Provisions.

29 **“Reasonable Investigation”** means the full, fair and reasonable conduct of the following
30 activities by appropriately qualified, licensed professionals prior to the Setting Date:

31 (a) Review and analysis of all Contract Documents, Requests for Proposals,
32 and all addendum thereto;

33 (b) Review and analysis of all Technical Provisions;

34 (c) Visit and visual, non-intrusive inspection of the Site and surrounding
35 locations, except areas to which access rights have not been made available by the Setting Date;

36 (d) Review and analysis of Project Information Package (including the
37 Documents identified in the definition of Known or Suspected Hazardous Materials), and of other
38 available public and private records;

- 1 (e) Review and analysis of the NEPA Approval;
- 2 (f) Reasonable inquiry with Utility Companies, including requests for and
3 review of Utility Plans provided by Utility Companies;
- 4 (g) Reasonable inquiry with Railroads;
- 5 (h) Reasonable inquiry with Governmental Entities that issue Environmental
6 Approvals for the Project or the Work; and
- 7 (i) Review and analysis of Laws applicable to the Project or the Work as of
8 the Setting Date.

9 **“Recognized Environmental Condition”** has the meaning set forth in ASTM E-1527-05.

10 **“Recovery Schedule”** means the schedule Contractor is required to provide under Article 7.9 of
11 the Agreement and more fully described in, and meeting the requirements of, Section 110.6.13 of
12 the Technical Provisions.

13 **“Related Transportation Facility”** means all existing and future highways, streets and roads,
14 including upgrades and expansions thereof, that are or will be adjacent to, connecting with or
15 crossing under or over the Project.

16 **“Release of Hazardous Materials”** means any spill, leak, emission, release, discharge, injection,
17 escape, leaching, dumping or disposal of Hazardous Materials into the soil, air, water,
18 groundwater or environment, including any exacerbation of an existing release or condition of
19 Hazardous Materials contamination.

20 **“Relief Event”** means any of the following events, subject to the requirements, limitations,
21 deductibles and the duty to prevent and to mitigate consequences that are set forth in the
22 Agreement for such events:

23 (a) SCDOT’s failure to perform or observe any of its material covenants or
24 obligations under the Contract Documents, including unreasonable failure to issue a certificate of
25 Substantial Completion or Final Completion after Contractor fully satisfies all applicable conditions
26 and requirements for obtaining such a certificate (except where such failure is within another
27 defined Relief Event);

28 (b) SCDOT-Directed Change;

29 (c) Safety Compliance Orders;

30 (d) SCDOT-Caused Delay;

31 (e) Force Majeure Event;

32 (f) Utility Company Delay;

33 (g) Inaccurate Utility Information that directly affects the Construction Work,
34 including Construction Work on SCDOT Additional Properties, subject to the following exclusions:

35 (i) Excluding Construction Work on any Contractor-Designated
36 ROW;

1 (ii) Excluding Inaccurate Utility Information with respect to
2 Service Lines; and

3 (iii) Excluding where the existence of a Utility in the correct
4 location and/or size, or of a Utility Company's Prior Rights Documentation, as applicable, was
5 known to Contractor as of the Setting Date, or would have become known to Contractor as of the
6 Setting Date by undertaking a Reasonable Investigation with Utility Companies prior to the Setting
7 Date, including by requesting and reviewing Utility Plans provided by Utility Companies;

8 (h) Discovery at, near or on the Project ROW, excluding Contractor-
9 Designated ROW and Replacement Utility Property Interests, of any Unexpected Hazardous
10 Materials or SCDOT Release(s) of Hazardous Material, excluding Contractor Releases of
11 Hazardous Materials, ~~and~~ Known Hazardous Materials, ~~and~~ Suspected Hazardous Materials;

12 (i) Any sudden spill of Hazardous Material by a third party who is not acting in
13 the capacity of a Contractor-Related Entity, which (i) occurs after the Setting Date, (ii) is required
14 to be reported to a Governmental Entity, and (iii) renders use of the roadway or construction area
15 unsafe or potentially unsafe absent assessment, containment and/or remediation;

16 (j) Discovery on or under the Project ROW, excluding Contractor-Designated
17 ROW and Replacement Utility Property Interests, of any archaeological, paleontological, or
18 cultural resources, excluding any such resources at the Known Cultural Resource Sites;

19 (k) ~~Reserved Differing Site Conditions;~~

20 (l) Discovery at, near or on the Project ROW, excluding Contractor-
21 Designated ROW and Replacement Utility Property Interests, of any Threatened or Endangered
22 Species (regardless of whether the species is listed as threatened or endangered as of the Setting
23 Date), excluding any such presence of the American Bald Eagle or other species known to
24 Contractor prior to the Setting Date or that would become known to Contractor by undertaking
25 Reasonable Investigation;

26 (m) ~~Change in Law or Change in Utility Adjustment Standards, except a~~
27 ~~Change in Utility Adjustment Standards that is consistent with the terms and limitations, if any, on~~
28 ~~changes in Utility Adjustment Standards set forth in any Utility Agreement to which Contractor is~~
29 ~~a Party;~~

30 (n) Issuance of a temporary restraining order, preliminary injunction or other
31 form of interlocutory relief by a court of competent jurisdiction that prohibits prosecution of any
32 portion of the Work, except if based on the wrongful act or omission of any Contractor-Related
33 Entity;

34 (o) Issuance of a rule, order or directive from the U.S. Department of
35 Homeland Security or comparable State agency regarding specific security threats to the Project
36 or the region in which the Project is located or which the Project serves, to the extent such rule,
37 order or directive requires specific changes in Contractor's normal design, construction or
38 maintenance procedures in order to comply; ~~or~~

39 (p) Any Necessary Schematic ROW Change;

40 (q) A failure to obtain an affirmative determination by FHWA of safety,
41 operational, and engineering acceptability within a 45 Business Day review period after SCDOT
42 has reviewed and approved in its discretion the revised IMR in accordance with TP Section 680.

1 The 45 Business Day review period will begin the next Business Day after receipt of the SCDOT
2 approved revised IMR from Contractor;

3 (r) SCDOT or SCDOT Contractor has caused damage to the Work or have
4 hindered or interfered with the progress or completion of the Work;

5 (s) Errors, omissions, and misdescriptions contained within the Technical
6 Provisions or other SCDOT-prepared Contract Documents that could not have been discovered
7 by a Reasonable Investigation.

8 ~~(s) — Incorrect or incomplete information contained with the Technical Provisions
9 that could not have been discovered by a Reasonable Investigation;~~

10 ~~(t) — Inaccurate, misdescribed or incomplete information within SCDOT
11 prepared Contract Documents.~~

12 **“Relief Event Claim”** means a Claim for monetary and schedule relief because of the occurrence
13 of a Relief Event Delay as set forth in Article 14 of the Agreement.

14 **“Relief Event Delay”** means a Delay to a Controlling Work Item, after consumption of all Float
15 available pursuant to Section 7.3.2 of the Agreement, as a direct result of a Relief Event that could
16 not be avoided by Contractor; provided, however, that such Delay excludes Delay due to Loss,
17 damage or destruction described in Section 14.6.1 of the Agreement.

18 **“Relief Event Notice”** means the Notice required to be provided by Contractor under Section
19 14.1.2 of the Agreement. The Notice shall include, to the maximum extent the information then
20 available:

21 (a) A description of the Relief Event and its date of occurrence or inception in
22 reasonable detail;

23 (b) Contractor’s preliminary good faith estimate of the anticipated end date of
24 the Relief Event in reasonable detail if known or knowable;

25 (c) Contractor’s preliminary good faith estimate of the anticipated adverse and
26 beneficial effects (including cost impacts) of the Relief Event and the basis for such estimate;

27 (d) Contractor’s preliminary good faith estimate of the Critical Path impact
28 directly attributable to the Relief Event and the basis for such estimate;

29 (e) Contractor’s initial analysis of any adverse effect of the Relief Event on its
30 ability to perform its obligations under this Agreement;

31 (f) The actions Contractor has taken prior to the Relief Event Notice to
32 prevent, and proposes to take thereafter to mitigate, the cost, Delay, and other consequences of
33 the Relief Event; and

34 (g) The type and amount of insurance that may be applicable and amounts
35 that have been or are anticipated to be collected under such insurance.

36 **“Relief Request”** has the meaning set forth in Section 14.1.3 of the Agreement which shall
37 include the following information, to the maximum extent then available:

1 (a) Full details of the Relief Event, including its nature, the date of its
2 occurrence, its duration (to the extent that the Relief Event and the effects thereof have ceased,
3 or estimated duration to the extent that the Relief Event and the effects thereof have not ceased),
4 affected locations, and items of Work affected;

5 (b) Identification of all pertinent Documents and the substance of any oral
6 communications between SCDOT and Contractor, if any, relating to the Relief Event and the
7 name of the Person or persons making such material oral communications;

8 (c) Identification of the specific provisions of the Contract Documents that
9 Contractor claims entitles Contractor to the relief sought, and a statement that explains the
10 reasons why the provisions entitle Contractor to that relief;

11 (d) Where Contractor makes a request for a Completion Deadline adjustment,
12 a Time Impact Analysis of the Project Schedule that identifies Controlling Work Items and the
13 Critical Path (with activity durations, predecessor and successor activities and resources,
14 including total Float), and illustrates the effect of schedule changes or disruptions on the
15 Completion Deadlines;

16 (e) A detailed, itemized estimate of all amounts claimed for Extra Work Costs
17 and Delay Costs to the extent such amounts are eligible for compensation under this Article 14
18 for the Relief Event in question. All such amounts shall be broken down in terms of the eligible
19 direct costs for labor (including hourly wage rates, fringe benefits rates and burden), materials,
20 equipment, third-party fees and charges, extra insurance and performance and payment security
21 (e.g., bonds and letters of credit), as applicable, and other direct costs, including expenses and
22 profit, and any other cost category or categories SCDOT may specify;

23 (f) The effect of the Relief Event on Contractor's ability to perform any of its
24 obligations under this Agreement, including details of the relevant obligations, the effect on each
25 such obligation, and the likely duration of that effect;

26 (g) An explanation of the measures that Contractor has previously taken to
27 prevent, and proposes to undertake to mitigate, the costs, Delay and other consequences of the
28 Relief Event; and

29 (h) The type and amount of insurance that may be applicable and amounts
30 that have been or are anticipated to be collected under such insurance.

31 **"Replacement Utility Property Interest"** means any permanent right, title or interest in real
32 property outside of the Project ROW (e.g., a fee or an easement) which is acquired for a Utility
33 being reinstated in a new location as a part of the Utility Adjustment Work. The term specifically
34 excludes any statutory right of occupancy or permit granted by a Governmental Entity for
35 occupancy of its real property by a Utility.

36 **"Representative"** means, with respect to any Person, any director, officer, employee, official,
37 lender (or any agent or trustee acting on its behalf), partner, member, owner, agent, lawyer,
38 accountant, auditor, professional advisor, consultant, engineer, Subcontractor, other Person from
39 whom such Person is, at Law, responsible or another representative of such Person and any
40 professional advisor, consultant or engineer designated by such Person as its "representative."

41 **"Request for Change Proposal"** means a written Notice issued by SCDOT to Contractor under
42 Section 15.1.2 of the Agreement, advising Contractor that SCDOT may issue an SCDOT-Directed

1 Change or wishes to evaluate whether to initiate such a change pursuant to Article 15 of the
2 Agreement.

3 **“Request for Information”** has the meaning set forth in Section 110.5.10.2 of the Technical
4 Provisions.

5 **“Request for Proposals”** has the meaning as set forth in Recital E of the Agreement.

6 **“Request for Qualifications”** has the meaning as set forth in Recital C of the Agreement.

7 **“Retained Parcels”** means the Project ROW, excluding the Contractor-Designated ROW and
8 Additional ROW.

9 **“RFC Documents”** means the complete final construction drawings (including plans, profiles,
10 cross-sections, notes, elevations, sections, details and diagrams), specifications, reports, studies,
11 calculations, electronic files, records, and Submittals necessary or related to the construction of
12 the Project and any Utility Adjustments, and satisfying the requirements presented in
13 Section 110.5.9.7 of the Technical Provisions.

14 **“RFP Documents”** means all of the information and materials supplied to Contractor in
15 connection with the issuance of the RFQ, the RFP, the Contract Documents, and the Project
16 Information Package and any addenda issued in connection therewith.

17 **“Right of Way,” “right-of-way,” R/W and “ROW”** means interest that includes an easement
18 (temporary or permanent) or fee simple title to real property acquired by SCDOT by way of gift,
19 purchase, or condemnation for the construction, maintenance, operation and improvement of the
20 Work.

21 The term specifically excludes property made accessible to SCDOT and its contractors and
22 Contractors through “right(s) of entry,” permits, licenses and “permissions,” Replacement Utility
23 Property Interests and Contractor’s temporary work areas.

24 **“ROW Activity Plan”** means the Contractor’s plan for utilizing all ROW for the Project, as set
25 forth in Section 809.4.1 of the Technical Provisions.

26 **“ROW Services”** means all acquisition services, including Appraisal services, as set forth in the
27 SCDOT Appraisal Manual, negotiation services, as set forth in the SCDOT Acquisition Manual
28 and all relocation assistance services as set forth in the SCDOT Relocation Assistance Manual.

29 **“ROW Submittal”** shall mean any ROW Exhibit, Legal Descriptions, Appraisals, Acquisition
30 Package, Condemnation Package, and all other Submittals relating to single ROW parcel
31 submitted to SCDOT for review and approval, including Submittals of any Plans prepared and
32 delivered for the acquisition of rights of way.

33 **“Safety Compliance”** means any and all improvements, repair, reconstruction, rehabilitation,
34 restoration, renewal, replacement and changes in configuration or procedures respecting the
35 Project to correct a specific safety condition or risk of the Project that SCDOT has reasonably
36 determined to exist by investigation or analysis.

1 (i) SCDOT has (A) obtained an order for immediate
2 possession, (B) closed the acquisition of the parcel or (C) otherwise obtained permanent right of
3 entry through settlement, negotiation, the condemnation process or otherwise, which in each case
4 may be subject to covenants, conditions, restrictions and limitations with which Contractor must
5 comply; and

6 (ii) SCDOT has completed relocation, demolition and
7 clearance, except Utility Adjustments;

8 (e) Failure of SCDOT to provide responses to proposed schedules, Plans,
9 Design Documents, Acquisition Packages, Condemnation Packages, and other Submittals and
10 matters submitted to SCDOT after the Effective Date for which response is required under the
11 Contract Documents as an express prerequisite to Contractor's right to proceed or act, within the
12 time periods (if any) indicated in the Contract Documents, or if no time period is indicated, within
13 a reasonable time, taking into consideration (i) the nature, importance and complexity of the
14 Submittal or matter, (ii) the number of Submittals or such other items which are then pending for
15 SCDOT's response, (iii) the completeness and accuracy of the Submittal or such other item, and
16 (iv) Contractor's performance and history of Nonconforming Work under the Contract Documents,
17 following delivery of written Notice from Contractor requesting such action in accordance with the
18 terms and requirements of the Contract Documents;

19 (f) Suspension of Work ordered by SCDOT pursuant to Article 17 of the
20 Agreement, provided that:

21 (i) Any suspension of Work arising from Force Majeure Events,
22 litigation, or security threat, rule, order or directive shall not be considered an SCDOT-Caused
23 Delay (although it may qualify as a Relief Event under clause (f), (o) or (p), respectively, of the
24 definition of "Relief Event"), despite the fact that SCDOT may specifically direct Contractor to
25 suspend the Work; and

26 (ii) Any suspension of Work arising from presence or Release
27 of Hazardous Materials, SCDOT's performance of data recovery respecting archeological,
28 paleontological, historical or cultural resources, or SCDOT's actions related to endangered or
29 threatened species shall not be considered an SCDOT-Caused Delay (although it may qualify as
30 a Relief Event under clause (i), (k), or (m), respectively, of the definition of "Relief Event"), despite
31 the fact that SCDOT may specifically direct Contractor to suspend the Work;

32 (g) Failure of SCDOT to complete testing and data recovery of cultural
33 resources at the Known Cultural Sites; and

34 (h) Any other event that the Contract Documents expressly state is an
35 "SCDOT-Caused Delay"; and

36 (i) Performance of Work by SCDOT's other contractors that directly disrupt
37 the Work or other documented Delays to the Critical Path of the Work directly caused by other
38 contractors.

39 Any proper suspension of Work pursuant to Article 17 of the Agreement shall not be considered
40 an SCDOT-Caused Delay.

41 "**SCDOT Consultant**" means any firm or Person under contract to SCDOT to perform services
42 for or on the behalf of SCDOT.

1 **“SCDOT Contractor”** means contractors engaged by SCDOT for any direct or indirect work on
2 the State Highway System including, but not limited to, Carolina Crossroads Phases 1, 2, 4 and
3 5. Indirect work includes all Utility Relocation-Adjustment Work performed in-contract.

4 **“SCDOT-Directed Change”** means:

5 (a) changes in the scope of the Work or terms and conditions of the Contract
6 Documents (including changes in the standards applicable to the Work) that SCDOT has directed
7 Contractor to perform as described in Article 15 of the Agreement; and

8 (b) suspensions of the Work that SCDOT orders under Article 17 of the
9 Agreement, for more than the permitted period of time as set forth in Section 17.1 of the
10 Agreement.

11 **“SCDOT-Furnished Materials”** means the materials that SCDOT provides to the Contractor for
12 the Work and shall be made available for Contractor pickup and transport within 180 days of
13 receipt of the SCDOT-Furnished Materials Request. The list of SCDOT-Furnished Materials is set
14 forth in Section 100.5.2 of the Technical Provisions.

15 **“SCDOT-Furnished Materials Request”** means the Contractor’s written request to SCDOT, to
16 be provided with the submittal of RFC Documents, that includes the quantity and name of SCDOT-
17 Furnished Material to make available for Contractor’s pickup and transport.

18 **“SCDOT-Owned Salvageable Materials”** means the specified salvageable materials from the
19 Work that the Contractor is required to stockpile, transport and deliver, without damage, to
20 SCDOT at a specific location provided by SCDOT. The list of SCDOT-Owned Salvageable
21 Materials is set forth in Section 100.5.1 of the Technical Provisions.

22 **“SCDOT’s Recoverable Costs”** means:

23 (a) The costs of any assistance, action, activity or Work undertaken by SCDOT
24 and for which Contractor is liable, or is to reimburse SCDOT, under the terms of the Contract
25 Documents, including the charges of third-party contractors and reasonably allocated wages,
26 salaries, compensation and overhead of SCDOT staff and employees performing such action,
27 activity or Work; plus

28 (b) Third-party costs SCDOT incurs to publicly procure any such third-party
29 contractors; plus

30 (c) Reasonable fees and costs of attorneys financial advisors, engineers,
31 architects, insurance brokers and advisors, investigators, traffic and revenue consultants, risk
32 management consultants, other consultants, and expert witnesses, as well as court costs and
33 other litigation costs, in connection with any such assistance, action, activity or Work, including in
34 connection with defending claims by and resolving Disputes with third-party contractors; plus

35 (d) Interest on all the foregoing sums at a floating rate equal to the LIBOR in
36 effect from time to time plus 200 basis points, commencing on the date due under the applicable
37 terms of the Contract Documents and continuing until paid.

38 **“SCDOT Standard Specifications”** means the most recent edition of the South Carolina
39 Department of Transportation Standard Specifications for Highway Construction in effect on the
40 Final RFP release date, including all revisions thereto.

1 **“Schedule Narrative”** has the meaning set forth in Section 110.6 of the Technical Provisions.

2 **“Schematic Design”** means the strip map that SCDOT prepared depicting SCDOT’s conceptual
3 design for the Project, as included in the Project Information Package.

4 **“Schematic ROW”** means the ROW within the boundary lines indicated in the Schematic ROW
5 Plans that SCDOT prepared for the Project, as included in the Technical Provisions Attachments.

6 **“Section 404 Permit”** means the individual permit for the Project issued by the U.S. Army Corps
7 of Engineers under Section 404 of the Clean Water Act (33 U.S.C. §1344) for the placement of
8 dredged and fill material into waters of the United States, including any permit modifications.

9 **“Service Line”** means a utility line other than a main utility line, including any meter, that connects
10 or may be connected to a main utility line and services or is available to service individuals,
11 businesses and other entities. A Service Line is that portion of a utility line that extends from the
12 tap of the main utility line, including such tap, through and including any meter, to a consumer’s
13 or potential consumer’s residence(s), business(es) or other improvement(s), facility(ies),
14 equipment and/or the like, whether existing, planned or potential / possible. Additionally, any and
15 all utility lines that connect to a Service Line, including any and all meters, but excluding main
16 utility lines, are Service Lines.

17 **“Setting Date”** means the date that is 10 Business Days before the due date of Technical
18 Proposals.

19 **“Shoulder Closure”** means the roadway section directly adjacent to a traffic lane, is closed or
20 blocked, or that the use thereof is otherwise restricted for any duration.

21 **“Site”** means Project ROW where Work for the Project is to be performed and any Additional
22 Areas.

23 **“Site Documentation”** has the meaning set forth in Section 100.5.7 of the Technical Provisions.

24 **“State”** means the State of South Carolina.

25 **“State Highway System”** or **“South Carolina Highway”** means a highway designated as part
26 of the State highway system under S.C. Code Ann. § 57-5-10, *et. seq.*

27 **“Subcontract”** means any agreement by Contractor with any other Person, Subcontractor or
28 Supplier to perform any part of the Work or provide any materials, equipment or supplies for any
29 part of the Work, or any such agreement at a lower tier, between a Subcontractor and its lower
30 tier Subcontractor or a Supplier and its lower tier Supplier, at all tiers.

31 **“Subcontractor”** means any Person with whom Contractor has entered into any Subcontract to
32 perform any part of the Work or provide any materials, equipment or supplies for the Project on
33 behalf of Contractor and any other Person with whom any Subcontractor has further
34 subcontracted any part of the Work, at all tiers.

35 **“Submittal”** means any individual Document, individual Work product item or other written or
36 electronic end-product or item required under the Contract Documents to be delivered or
37 submitted to SCDOT, and as identified in the Submittal Schedule. “Submittal” does not include

1 Notices, correspondence or invoices for payment. When used in its lower-case spelling, the term
2 “submittal” shall have its plain language meaning.

3 **“Submittal Schedule”** has the meaning set forth in Section 110.5.9 of the Technical Provisions.

4 **“Substantial Completion”** means the occurrence of all of the events and satisfaction of all of
5 the conditions set forth in Section 6.6.2 of the Agreement, as and when confirmed by SCDOT’s
6 issuance of a Certificate of Substantial Completion for the Project.

7 **“Substantial Completion Date”** means the date on which Substantial Completion for the Project
8 occurs.

9 **“Substantial Completion Deadline”** means the achievement of Substantial Completion of all
10 D&C Work within ~~2080-1825~~ days after the issuance of NTP 1 in accordance with the Preliminary
11 Project Baseline Schedule at Exhibit 2-2 of the Agreement, as such deadline may be adjusted by
12 Change Order pursuant to the Agreement.

13 **“Supplier”** means any Person not performing Work at or on the Site that supplies machinery,
14 equipment, materials, hardware, software, systems or any other appurtenance to the Project to
15 Contractor or to any Subcontractor in connection with the performance of the Work. Persons who
16 merely transport, pick up, deliver or carry materials, personnel, parts or equipment or any other
17 similar items or persons to or from the Site shall not be deemed to be performing Work at the Site.

18 **“Surety”** means each properly licensed surety company, insurance company or other Person
19 approved by SCDOT, which has issued any Performance Bond, Payment Bond other bond
20 required to be issued under the Agreement, including the D&C Performance Bond and the D&C
21 Payment Bond.

22 **“Tangible Net Worth”** means the difference between (the sum of paid-in capital stock plus
23 preferred stock plus retained earnings) less (the sum of treasury stock plus minority interest plus
24 intangible assets e.g., goodwill, patents, licenses), all determined in accordance with Generally
25 Accepted Accounting Principles and as interpreted by the Securities and Exchange Commission
26 in connection with financial statements filed pursuant to the Securities Exchange Act of 1934.

27 **“Taxes”** means federal, State, local or foreign income, margin, gross receipts, sales, use, excise,
28 transfer, consumer, license, payroll, employment, severance, stamp, business, occupation,
29 premium, windfall profits, environmental (including Taxes under Section 59A of the Internal
30 Revenue Code), customs, permit, capital stock, franchise, profits, withholding, social security (or
31 similar), unemployment, disability, real property, personal property, registration, value added,
32 alternative or add-on minimum, estimated or other Taxes, levies, imposts, duties, fees or charges
33 imposed, levied, collected, withheld, or assessed at any time, whether direct or indirect, relating
34 to, or incurred in connection with, the Project, the performance of the Work, or act, business,
35 status or transaction of Contractor, including any interest, penalty, or addition thereto, and
36 including utility rates or rents, in all cases whether disputed or undisputed.

37 **“Technical Provisions”** means the Project-specific technical provisions entitled “Technical
38 Provisions for The Design & Construction of Carolina Crossroads Phase 3 – I-20/26-126 System
39 Interchanges (P039720).” The accuracy and reliability of information contained within the
40 Technical Provisions may be relied upon by the Contractor.

1 **“Temporary Construction Easement”** means temporary easements or other temporary
2 property interests granting exclusive rights of use to SCDOT, and which SCDOT makes available
3 to Contractor, for the limited purposes of carrying out Construction Work or providing detour
4 routes during the course of the Construction Work. Temporary Construction Easements are
5 distinguished from Contractor’s Temporary Work Areas by the fact that a Temporary Construction
6 Easement is utilized either to directly carry out the activity of constructing the physical facilities
7 making up the Project or to divert traffic to enable such construction activity.

8 **“Term”** has the meaning set forth in Section 2.1 of the Agreement.

9 **“Termination by Court Ruling”** means any of the following:

10 (a) issuance of a final, non-appealable order by a court of competent
11 jurisdiction to the effect that the Agreement is void and/or unenforceable or impossible to perform
12 in its entirety, except where void, unenforceable or impossible to perform by reason of
13 Contractor’s acts, omissions, negligence, willful misconduct, fraud or breach of Warranty or
14 representation;

15 (b) issuance of a final, non-appealable order by a court of competent
16 jurisdiction that causes impossibility of performance of a fundamental obligation by Contractor or
17 SCDOT under the Contract Documents or impossibility of exercising a fundamental right of
18 Contractor or SCDOT under the Contract Documents, and such impossibility cannot be avoided
19 or cured through severability and reformation of the Contract Documents as provided in Section
20 23.6 of the Agreement; or

21 (c) issuance of a final, non-appealable order by a court of competent
22 jurisdiction:

23 (i) permanently enjoining or prohibiting performance or
24 completion of the Construction Work for a material portion of the Project, except where such
25 injunction or prohibition is attributable to Contractor’s acts, omissions, negligence, willful
26 misconduct, fraud, breach of an obligation under the Contract Documents or violation of Law or
27 an applicable Governmental Approval, or

28 (ii) requiring SCDOT, either individually or in concert with
29 FHWA, to undertake additional or supplemental evaluations, studies or other Work under NEPA
30 that, in SCDOT’s sole discretion, is impracticable considering the purpose and intent of the
31 Agreement or the Project.

32 **“Termination for Convenience”** means a termination of the Agreement made pursuant to
33 Section 23.1 of the Agreement.

34 **“Third-Party Agreement”** means any agreement listed in Section 111 of the Technical
35 Provisions.

36 **“Third-Party Intellectual Property”** means any Intellectual Property owned by any Person
37 unrelated to Contractor or its Affiliates or Subcontractors and which is incorporated into the
38 Project.

39 **“Third-Party Release of Hazardous Material”** means any spill of Hazardous Material by a third
40 party who is not acting in a capacity of a Contractor-Related Entity.

1 **“Threatened or Endangered Species”** means any species listed by the USFWS as threatened
2 or endangered pursuant to the Endangered Species Act, as amended, 16 U.S.C. §§ 1531, *et seq.*
3 or any species listed as threatened or endangered pursuant to the State endangered species act.

4 **“Time Impact Analysis”** has the meaning set forth in Section 110.6.16 of the Technical
5 Provisions.

6 **“Traffic Engineer”** has the meaning set forth in Section 110.7.2.4 of the Technical Provisions.
7 The Traffic Engineer is one of the Key Personnel listed in Exhibit 5-1 of the Agreement.

8 **“Transportation Management Plan”** means the plan prepared by Contractor for the
9 management of traffic during construction, as more particularly described in 23 CFR 630 Subpart
10 J and Section 600 of the Technical Provisions.

11 **“Unexpected Hazardous Materials”** means any Hazardous Materials discovered during the
12 performance of the Work the existence of which was unknown to the Parties at the time of release
13 of all relevant Technical Provisions and could not have been discovered by Contractor conducting
14 a Reasonable Investigation.

15 **“Uniform Act”** means the Federal Uniform Relocation Assistance and Real Property Acquisition
16 Policies Act, 42 USC Section 4601 *et seq.*, P.L. 91-646, as amended.

17 **“Utility”** or **“utility”** means a public, private, cooperative, municipal and/or government line,
18 facility or system used for the carriage, transmission and/or distribution of cable television, electric
19 power, heat, telephone, telegraph, water, gas, oil, petroleum products, steam, chemicals,
20 hydrocarbons, telecommunications, sewage, storm water not connected with the drainage of the
21 Project, and similar substances that directly or indirectly serve the public. **Any Service Line up to
22 and including the meter, connecting directly to a utility shall be considered an appurtenance to
23 that utility, regardless of the ownership of such Service Line.**

24 The term “Utility” or “utility” specifically excludes:

- 25 (a) storm water facilities providing drainage for the Project ROW;
26 (b) streetlights and traffic signals;
27 (c) ITS facilities; and
28 (d) water wells held for private use. The necessary appurtenances to each
29 utility facility shall be considered part of such utility.

30 **Any Service Line up to and including the meter, connecting directly to a utility shall be considered
31 an appurtenance to that utility, regardless of the ownership of such Service Line.**

32 **“Utility Adjustment”** means each relocation (temporary or permanent), abandonment,
33 Protection in Place, removal (of previously abandoned Utilities as well as of newly abandoned
34 Utilities), replacement, reinstallation, and/or modification of existing Utilities necessary to
35 accommodate construction, operation, maintenance and/or use of the Project; provided, however,
36 that the term **“Utility Adjustment”** shall not refer to any of the Work associated with facilities owned
37 by any railroad. For any Utility crossing the Project ROW, the Utility Adjustment Work for each
38 crossing of the Project ROW by that Utility shall be considered a separate Utility Adjustment. For

1 (b) A Utility Company's failure to negotiate and execute a Utility Agreement
2 that SCDOT has approved as containing commercially reasonable material terms, schedule and
3 conditions within 60 days after:

4 (i) Contractor presents to the Utility Company a proposed
5 Utility Agreement that includes such material terms, schedule and conditions and a complete
6 design package for the Utility Agreement;

7 (ii) SCDOT receives Contractor's request for SCDOT's
8 assistance as described in Section 5.16.7.1 of the Agreement; and

9 (iii) SCDOT receives satisfactory evidence that Contractor
10 satisfied the "conditions to assistance" set forth in Section 5.16.7.2 of the Agreement.

11 (c) A Utility Company's failure to timely perform its obligations under the
12 applicable, executed Utility Agreement, provided that the schedule in the applicable Utility
13 Agreement sets forth reasonable timelines for the Utility Company to perform its obligations, as
14 determined by SCDOT in its good faith discretion; or

15 (d) Failure of a Utility Company to reasonably cooperate specifically because
16 it disputes SCDOT's determination that it lacks proper Prior Rights Documentation, provided that
17 Contractor makes reasonable efforts to resolve the Dispute and proceeds with Utility Adjustment
18 Work pending its resolution.

19 Notwithstanding the foregoing, any Delay by a Utility Company caused by, among other things,
20 the failure of any Contractor-Related Entity to locate or design the Project or carry out the Work
21 in accordance with the Contract Documents, the Adjustment Standards, the applicable Utility
22 Agreement, the NEPA Approval, other Governmental Approval or applicable Law shall not be
23 considered Utility Company Delay.

24 **"Utility Company Project"** means the design and construction by or at the direction of a Utility
25 Owner (or by Contractor pursuant to Section 5.16.6 of the Agreement) of a new Utility other than
26 as part of a Utility Adjustment. Utility Improvements are not Utility Owner Projects. Utility Owner
27 Projects shall be entirely the financial obligation of the Utility Owner.

28 **"Utility Improvement"** has, with respect to a given Utility being adjusted, the meaning (if any)
29 set forth in the applicable Utility Agreement. In all other cases, "Utility Improvement" means any
30 upgrading of a Utility or related facilities in the course of a Utility Adjustment that is not attributable
31 to the construction of the Project, and is made solely for the benefit of and at the election of the
32 Utility Company, including an increase in the capacity, capability, efficiency or function of an
33 adjusted utility over that which was provided by the existing Utility; provided, however, that the
34 following shall not be considered Utility Improvements:

35 (a) any upgrading which is required by the Project;

36 (b) replacement devices or materials that are of equivalent standards although
37 not identical;

38 (c) replacement of devices or materials no longer regularly manufactured with
39 an equivalent or next higher grade or size;

40 (d) any upgrading required by applicable Law;

1 (e) replacement devices or materials that are used for reasons of economy
2 (e.g., non-stocked items may be uneconomical to purchase);

3 (f) any upgrading required by the Utility Company's written "standards"
4 meeting the requirements described in Section 140 of the Technical Provisions; or

5 (g) any discretionary decision by a Utility Company that is contemplated within
6 a particular standard described in clause (f) above.

7 For fiber optic Utilities, extension of a Utility Adjustment to the nearest splice boxes shall not be
8 considered a Utility Improvement if required by the Utility Company in order to maintain its written
9 telephony standards.

10 **"Utility Information"** means the information regarding Utilities included in the Project Information
11 Package, together with any other information SCDOT provided to Contractor prior to the Setting
12 Date with regard to identification of Utilities. The Utility Information includes:

13 (a) survey information regarding existing utilities;

14 (b) utility maps included as an overlay on the survey;

15 (c) As-Built Plans for existing Utilities;

16 (d) encroachment permit log

17 (e) Prior Rights Documentation; and

18 (f) other information as to the existence or nature of any rights or interests of
19 any Utility Company relating to use or occupancy of real property. In the event of any conflict
20 within the various components of the Utility Information, the more accurate information will prevail.

21 **"Utility Memorandum of Agreement"** or **"Utility MOA"** means each memorandum of
22 cooperation, memorandum of agreement, including all supplemental and attached Documents,
23 or other Document entered between, or mutually accepted by, SCDOT and a Utility Company
24 pertaining to Utility Adjustments.

25 **"Utility Risk Event"** means any of the following events, subject to the requirements, limitations,
26 deductibles, and the duty to prevent and to mitigate consequences that are set forth in the
27 Agreement for such events:

28 (a) Utility Company Delays;

29 (b) Inaccurate Utility Information;

30 (c) Acceleration Costs directly attributable to Utility Adjustment Work and per
31 the conditions set forth in Section 14.9.1;

32 (d) Applicable Changes in Utility Standards;

33 (e) Force Majeure Events directly attributable to Utility Adjustment Work;

34 (f) Force Account Directive for Failure of Utility Companies to Cooperate and

1 (g) SCDOT or SCDOT Contractor has caused damage to the Utility
2 Adjustment Work or have hindered or interfered with the progress or completion of the Utility
3 Adjustment Work.

4 **“Utility Risk Event Order”** means the written Notice SCDOT delivers to Contractor providing
5 approval of Contractor’s Detailed Utility Risk Event Proposal and authorization of applicable costs
6 against the Utility Allowance.

7 **“Warranty”** means the warranty of the D&C Work provided by Contractor pursuant to Section
8 12.1.1 of the Agreement.

9 **“Warranty Bond”** has the meaning set forth in Section 10.1.1 of the Agreement.

10 **“Warranty Term”** has the meaning set forth in Section 12.1.2 of the Agreement.

11 **“Work”** means all of the work required under the Contract Documents, including all
12 administrative, design, engineering, real property acquisition and occupant relocation, support
13 services, Utility Adjustment Work to be furnished or provided by Contractor, reimbursement of
14 Utility Companies for Utility Adjustment Work furnished or provided by such Utility Owners or their
15 contractors and consultants, procurement, professional, manufacturing, supply, installation,
16 construction, supervision, management, testing, verification, labor, materials, equipment,
17 maintenance, documentation and other duties and services to be furnished and provided by
18 Contractor as required by the Contract Documents, including all efforts necessary or appropriate
19 to achieve Project Final Completion, except for those efforts which such Contract Documents
20 expressly specify will be performed by Persons other than the Contractor-Related Entities. For
21 the avoidance of doubt, Work includes all D&C Work, Maintenance Services, and Professional
22 Services applicable to the Project.

23 **END SECTION**

EXHIBIT 2

CONTRACTOR'S PROPOSAL COMMITMENTS AND CLARIFICATIONS

Exhibit 2-1	Contractor's Schematic Design including Alternative Technical Concepts
Exhibit 2-2	Preliminary Project Baseline Schedule
Exhibit 2-3	Proposal Commitments
Exhibit 2-4	Cost Proposal Bid Form
Exhibit 2-5	Schedule of Values
Exhibit 2-6	Certification of Contractor
Exhibit 2-7	Certification of Department
Exhibit 2-8	Drug-Free Workplace Certification
Exhibit 2-9	Commissioner Employee Interest Certification

EXHIBIT 2-1

CONTRACTOR'S SCHEMATIC DESIGN INCLUDING ALTERNATIVE TECHNICAL CONCEPTS

Contractor's Schematic Design and Alternative Technical Concepts, submitted by the selected PROPOSER and approved by SCDOT, will be included with the completed agreement.

Contractors' Schematic Design
Contractor's Schematic ROW
Contractor's Alternative Technical Concepts

EXHIBIT 2-2

PRELIMINARY PROJECT BASELINE SCHEDULE

Contractor's Preliminary Project Baseline Schedule, submitted by the selected PROPOSER and approved by SCDOT, will be included with the completed agreement.

EXHIBIT 2-3

PROPOSAL COMMITMENTS

Contractor's Proposal Commitments, reflected in the Quality Credit Matrix submitted by the selected PROPOSER and approved by SCDOT, will be included with the completed agreement.

Item	Topic	Reference	Commitment
---	---	---	---
---	---	---	---
---	---	---	---
---	---	---	---
---	---	---	---
---	---	---	---
---	---	---	---
---	---	---	---
---	---	---	---
---	---	---	---
---	---	---	---
---	---	---	---
---	---	---	---
---	---	---	---
---	---	---	---

EXHIBIT 2-4

COST PROPOSAL BID FORM

Contractor's Cost Proposal Bid Form, submitted by the selected PROPOSER and approved by SCDOT, will be included with the completed agreement.

The Cost Proposal Bid Form is in Section 9 of the Instructions to Proposers.

EXHIBIT 2-5

SCHEDULE OF VALUES

Contractor's Schedule of Values, submitted by the selected PROPOSER and approved by SCDOT, will be included with the completed agreement.

EXHIBIT 2-6

CERTIFICATION OF CONTRACTOR

Certification of Contractor, submitted by the selected PROPOSER and approved by SCDOT, will be included with the completed agreement.

CERTIFICATION OF CONTRACTOR

I hereby certify that I am the duly authorized representative of CONTRACTOR and that neither I nor the above CONTRACTOR I here represent has:

employed or retained for a commission, percentage, brokerage, contingent fee, or other consideration, any firm or person (other than a bona fide employee working solely for me or the above CONTRACTOR) to solicit or secure this Contract ;

agreed, as an express or implied condition for obtaining this Contract , to employ or retain the services of any firm or person in connection with carrying out the Contract , or

paid, or agreed to pay, to any firm, organization or person (other than a bona fide employee working solely for me or the above CONTRACTOR) any fee, contribution, donation, or consideration of any kind for, or in connection with, procuring or carrying out the Contract except as here expressly stated (if any);

either directly or indirectly, entered into any agreement, participated in any collusion, or otherwise taken any action, in restraint of free competitive bidding in connection with the submitted proposal.

By execution of this Agreement, CONTRACTOR certifies CONTRACTOR and all CONTRACTOR's consultants, sub-consultants, contractors, employees and agents will comply with South Carolina's Ethics, Government Accountability, and Campaign Reform Act of 1991, as amended. The following statutes require special attention: (a) Offering, giving, soliciting, or receiving anything of value to influence action of public employee - §8-13-790, 8-13-705, 8-13-720; (b) Recovery of kickbacks - §8-13-790, (c) Offering, soliciting or recovering money for advice or assistance of public official - §8-13-720, (d) Use or disclosure of confidential information - §8-13-725, (e) Persons hired to assist in the preparation of specifications or evaluation of bids - §8-13-1150, (f) Solicitation of state employees - §8-13-755, 8-13-760 and §8-13-725, (g) False Claims Act -§16-13-240. The State may rescind any contract and recover all amounts expended as a result of any action taken in violation of this provision.

I acknowledge that this certificate is to be furnished to SCDOT , the Federal Highway Administration, and the U. S. Department of Transportation, and is subject to applicable State and Federal laws, both criminal and civil.

I acknowledge that giving false, misleading, or incomplete information on this certification may subject me to prosecution under Section 16-9-10 of the South Carolina Code of Laws.

CONTRACTOR

Name of Contractor

By: _____

Date: _____

Its: _____

EXHIBIT 2-7

CERTIFICATION OF DEPARTMENT

Certification of Department will be included with the completed agreement.

CERTIFICATION OF DEPARTMENT

I hereby certify that I am the Director of Construction for the South Carolina Department of Transportation (SCDOT) of the State of South Carolina and that the above CONTRACTOR or its representative has not been required, directly or indirectly, as an express or implied condition in connection with obtaining or carrying out this agreement to:

- A. employ or retain, or agree to employ or retain, any firm or person, or**
- B. pay, or agree to pay, to any firm, person, or organization, any fee, contributions, donations, or consideration of any kind, except as here expressly stated (if any).**

I acknowledge that this certificate is to be furnished to the Federal Highway Administration, and U. S. Department of Transportation, and is subject to applicable State and Federal laws, both criminal and civil.

SOUTH CAROLINA DEPARTMENT OF
TRANSPORTATION

BY: _____

TITLE: DIRECTOR OF CONSTRUCTION

Date: _____

EXHIBIT 2-8

DRUG-FREE WORKPLACE CERTIFICATION

Drug-Free Workplace Certification, submitted by the selected PROPOSER and approved by SCDOT, will be included with the completed agreement.

DRUG-FREE WORKPLACE CERTIFICATION

In accordance with Section 44-107-30, South Carolina Code of Laws (1976), as amended, and as a condition precedent to the execution of this agreement, the undersigned, who is an authorized representative of the CONTRACTOR certifies on behalf of the CONTRACTOR that the PROPOSER will provide a drug-free workplace by:

- (1) publishing a statement notifying employees that the unlawful manufacture, distribution, dispensations, possession, or use of a controlled substance is prohibited in the CONTRACTOR's workplace and specifying the actions that will be taken against employees for violations of the prohibition;
- (2) establishing a drug-free awareness program to inform employees about:
 - (a) the dangers of drug abuse in a workplace;
 - (b) the person's policy of maintaining a drug-free workplace;
 - (c) any available drug counseling, rehabilitation, and employee assistance programs; and
 - (d) the penalties that may be imposed upon employees for drug violations;
- (3) making it a requirement that each employee to be engaged in the performance of the agreement be given a copy of the statement required by item (1);
- (4) notifying the employee in the statement required by item (1) that, as a condition of employment of this agreement, the employee will:
 - (a) abide by the terms of the statement; and
 - (b) notify the employer of any criminal drug statute conviction for a violation occurring in the workplace no later than five days after the conviction;
- (5) notifying the South Carolina Department of Transportation within ten days after receiving notice under item (4)(b) from an employee or otherwise receiving actual notice of the conviction;
- (6) imposing a sanction on, or requiring the satisfactory participation in a drug abuse assistance or rehabilitation program by, any employee convicted as required in Section 44-107-50; and
- (7) making a good faith effort to continue to maintain a drug-free workplace through implementation of items (1), (2), (3), (4), (5), and (6)

By execution of this Agreement CONTRACTOR certifies CONTRACTOR and all CONTRACTOR's consultants, sub-consultants, contractors, employees and agents will comply with all applicable provisions of the Drug-Free Workplace Act, Title 44, Chapter 107 of the South Carolina Code of Laws, as amended.

CONTRACTOR: _____
(Signature)

EXHIBIT 2-9

COMMISSIONER EMPLOYEE INTEREST CERTIFICATION

Commissioner Employee Interest Certification, submitted by the selected PROPOSER and approved by SCDOT, will be included with the completed agreement.

COMMISSIONER EMPLOYEE INTEREST CERTIFICATION

As a condition precedent to the execution of this Agreement, the undersigned, who is an authorized representative of the CONTRACTOR/CONSULTANT certifies on behalf of the CONTRACTOR/CONSULTANT, that during the procurement and award of this Agreement, and as an ongoing obligation under this Agreement until the end of the contract period, CONTRACTOR/CONSULTANT represents and agrees to comply with the following provisions:

1. In accordance Section 23 of Act 40 of 2017 (now codified as Section 57-1-350(G) of the Code of Laws of South Carolina 1976, as amended):
 - a) No member of the SCDOT Commission has an interest, direct or indirect, in the proposal or bid submitted to SCDOT for this Project, during the member’s term of appointment and for one year after the termination of the appointment.
 - b) No member of the SCDOT Commission will have an interest, direct or indirect, in any contract, franchise, privilege, or other benefit granted or awarded by the Department relating in any way to this Project (through subcontractors, consultants, vendor, or suppliers) during the member’s term of appointment and for one year after the termination of the appointment.
2. In accordance with SCDOT Departmental Directive 45(a) regarding Post-employment Restrictions on Qualification-Based Procurements dated August 13, 2015 and amended June 2, 2017:

No current or former employee, who served in a management level position or above, may work on or invoice for services performed on this Project within 365 days after their last day of employment with SCDOT. For the purposes of this bright line rule, "management level position" is defined as any SCDOT Pay Band 7 and above position, which includes, but is not limited to, Directors, Assistant Directors, District Engineering Administrators, District-level Engineers, Program Managers, Assistant Program Managers and Resident-level Engineers.

CONTRACTOR/CONSULTANT hereby certifies that it and all of its consultants, sub-consultants, contractors, vendors, suppliers, employees and agents will comply with the above provisions.

CONTRACTOR/CONSULTANT

By: _____
(Signature)

Print Name: _____

Date: _____

Its: _____

EXHIBIT 3

FEDERAL REQUIREMENTS

Federal Requirements are included in Section 1000 of the Technical Provisions within the Contract Documents.

Requirements	TP 1000 Page Number
Equal Employment Opportunity Responsibilities Training Special Provisions	21
FHWA Form 1273 (dated July 5, 2022) – Required Contract Provisions for Federal-aid Construction Contracts	149
Standard Federal Equal Employment Opportunity Construction Contract Specifications	161
Federal Prevailing Wage Rates - General Decision Number SC35 (dated 1/6/23)	164

EXHIBIT 4
SUBCONTRACTOR / HAULER REQUEST FORM

SUBCONTRACTOR/ HAULER APPROVAL REQUEST



FILE NUMBER	COUNTY	PRIME CONTRACTING FIRM
<input type="text"/>	<input type="text"/>	<input type="text"/>

E-mail to: subrequest@scdot.org

Subcontractor requests submitted by e-mail to subrequest@scdot.org (copy the RCE on the e-mail) will automatically be considered verbally approved to begin work upon contractor coordination of work with the RCE. Payment for subcontracted work will not be made until the subcontractor approval request is signed by the Director of Alternate Delivery.

Please adhere to the following naming convention when submitting requests electronically: File number and date with no punctuation. For example: File number 01.263BR1 submitted on December 7, 2014 would be: 01263BR112072014.pdf

Approved subcontracts will be submitted via e-mail reply.

Or Mail to: Director of Alternate Delivery, South Carolina Department of Transportation, 955 Park Street, Columbia, SC 29201

Federal Aid Projects:

1. Include completed Sub(2) or Sub(3) form with detailed items, scope of work and lower tier information if applicable.
2. FHWA 1273 Certification Statement is attached verifying the inclusion of FHWA 1273 verbiage in all subcontracts, and EEO verbiage in all subcontractors greater than \$10,000.00. FHWA 1273 Certification Statement not required for design services.
3. Copies of subcontract agreements/hauler agreements for all DBE/WBE requests have been included with this submittal for committed DBE/WBE firms.

State Funded Projects:

1. Include completed Sub(2) or Sub(3) form with detailed items, scope of work and lower tier information if applicable.

I certify that all of the above documents have been included as part of this submittal or as applicable.

Signature

Date

Title

APPROVED BY SOUTH CAROLINA DEPARTMENT OF TRANSPORTATION

Signature

Date

Alternate Delivery
Construction Manager
Title

DISTRIBUTION: Contractor
Resident Construction Engineer
DBE Program Manager
EEO Program Coordinator

EXHIBIT 5
KEY PERSONNEL

Exhibit 5-1	Key Personnel Positions
Exhibit 5-2	Key Personnel Liquidated Damages

EXHIBIT 5-1

KEY PERSONNEL POSITIONS

Key Personnel Position	Individual's Name
Project Manager	
Assistant Project Manager(s)	
Construction Manager	
Lead Design Engineer	
Traffic Engineer	
Independent Quality Manager	
Safety Manager	

EXHIBIT 5-2

KEY PERSONNEL LIQUIDATED DAMAGES

Key Personnel Position	Liquidated Damages (\$/day)
Project Manager	\$ _____
Assistant Project Manager(s)	\$ _____
Construction Manager	\$ _____
Lead Design Engineer	\$ _____
Traffic Engineer	\$ _____
Independent Quality Manager	\$ _____
Safety Manager	\$ _____

EXHIBIT 6

FORMS OF PERFORMANCE AND PAYMENT BONDS

Exhibit 6-1	Form of Performance and Indemnity Bond
Exhibit 6-2	Form of Payment Bond

South Carolina Department of Transportation Form No. 672A	Rev. 03-01-2016 PERFORMANCE AND INDEMNITY BOND	Date Bond Executed:
Principal:		Bond Number:
Surety:		
Penal Sum of Bond		Date of Contract:
Project S. C. File No(s):		Contract Number:

KNOW ALL MEN BY THESE PRESENTS, That we, the PRINCIPAL AND SURETY above named are held and firmly bound unto the South Carolina Department of Transportation, hereinafter called the Department, in the penal sum of the amount stated above which shall be equal to the full amount (100%) of the contract, for the payment of which sum well and truly to be made, we bind ourselves, our heirs, executors, administrators, and successors, jointly and severally, firmly by these presents.

THE CONDITION OF THIS OBLIGATION IS SUCH, that whereas the principal entered into a certain contract with the Department, numbered and dated as shown above and hereto attached:

NOW, THEREFORE, if the principal shall well and truly perform and fulfill all the undertakings, covenants, terms, conditions and agreements of said contract during the original term of said contract and any extensions thereof that may be granted by the Department, with or without notice to the surety, and during the life of any guaranty required under the contract, and shall also well and truly perform and fulfill all the undertakings, covenants, terms, conditions, and agreements of any and all duly authorized modifications of said contract that may hereafter be made, notice of which modifications to the surety being hereby waived, then, this obligation to be void; otherwise to remain in full force and virtue.

IN WITNESS WHEREOF, the above-bounden parties have executed this instrument under their several seals on the date indicated above, the name and corporate seal of each corporate party being hereto affixed and these presents duly signed by its undersigned representative, pursuant to authority of its governing body.

Attest _____ Corporate Secretary In Presence of: Witness (2 required) 1. _____ 2. _____	FOR CORPORATE PRINCIPAL _____ Corporation Name _____ Business Address By: _____ Title: _____ <div style="border: 1px solid black; width: 100px; height: 40px; float: right; text-align: center; margin-top: 10px;"> Corporate Seal </div>
--	--

In Presence of: Witness (2 required) 1. _____ 2. _____	SURETY/INSURER _____ Surety/ Insurers Name _____ Business Address By: _____ Title: _____ <div style="border: 1px solid black; width: 100px; height: 40px; float: right; text-align: center; margin-top: 10px;"> Corporate Seal </div>
--	--

South Carolina Department of Transportation Form No. 673	Rev. 03-01-2016 PAYMENT BOND	Date Bond Executed:
Principal:		Bond Number:
Surety:		
Penal Sum of Bond:		Date of Contract:
Project S. C. File No(s):		Contract Number:

KNOW ALL MEN BY THESE PRESENTS, That we, the PRINCIPAL AND SURETY above named are held and firmly bound unto the South Carolina Department of Transportation, hereinafter called the Department, in the penal sum of the amount stated above which shall be equal to the full amount (100%) of the contract, for the payment of which sum well and truly to be made, we bind ourselves, our heirs, executors, administrators, and successors, jointly and severally, firmly by these presents.

THE CONDITION OF THIS OBLIGATION IS SUCH, that whereas the principal entered into a certain contract with the Department, numbered and dated as shown above and hereto attached:

NOW, THEREFORE, if the principal shall promptly make payment to all persons supplying labor and material, such being construed to include, but not limit to, that part of water, gas, power, light, heat, oil, gasoline, telephone service, or rental equipment directly applicable to the contract, in the prosecution of the work provided for in said contract, and any and all duly authorized modifications of said contract that may hereafter be made, notice by which modifications to the surety being hereby waived, then this obligation to be void; otherwise to remain in full force and virtue.

IN WITNESS WHEREOF, the above-bounden parties have executed this instrument under their several seals on the date indicated above, the name and corporate seal of each corporate party being hereto affixed and these presents duly signed by its undersigned representative, pursuant to authority of its governing body.

<p>Attest</p> <p>_____</p> <p style="text-align: center;">Corporate Secretary</p> <p>In Presence of:</p> <p style="text-align: center;">Witness (2 required)</p> <p>1. _____</p> <p>2. _____</p>	<p>FOR CORPORATE PRINCIPAL</p> <p>_____</p> <p style="text-align: center;">Corporation Name</p> <p>_____</p> <p style="text-align: center;">Business Address</p> <p>By: _____</p> <p>Title: _____</p> <div style="border: 1px solid black; width: 100px; height: 50px; margin-left: auto; margin-top: 10px; text-align: center;"> <p>Corporate Seal</p> </div>
---	---

<p>In Presence of:</p> <p style="text-align: center;">Witness (2 required)</p> <p>1. _____</p> <p>2. _____</p>	<p>SURETY/INSURER</p> <p>_____</p> <p style="text-align: center;">Surety/ Insurers Name</p> <p>_____</p> <p style="text-align: center;">Business Address</p> <p>By: _____</p> <p>Title: _____</p> <div style="border: 1px solid black; width: 100px; height: 50px; margin-left: auto; margin-top: 10px; text-align: center;"> <p>Corporate Seal</p> </div>
---	---

EXHIBIT 7

INSURANCE COVERAGE REQUIREMENTS

Contractor's Insurance Coverage Requirements, submitted by the selected PROPOSER and approved by SCDOT, will be included with the completed agreement.

EXHIBIT 7

INSURANCE SPECIFICATIONS

I. CONTRACTOR INSURANCE

The Contractor shall, at a minimum, procure and maintain the following insurance coverages throughout the Term of this Contract as further detailed below and in compliance with the requirements of Article 11 of the Agreement for the Design & Construction of Carolina Crossroads Phase 3-I-20/26/126 System Interchanges (P039720) (hereinafter "Agreement.") The term "Contractor" as used in this Exhibit has the same meaning as in the Agreement. The minimum limits of liability for the following insurance coverages are required, except where greater limits are required by statute.

A. Workers Compensation and Employer's Liability Insurance

1. Coverage/Limits

(a) Coverage A: Statutory workers' compensation as required by the State of South Carolina or applicable federal Laws.

(b) Coverage B: Employer's Liability with minimum limits of \$1,000,000 bodily injury by accident; \$1,000,000 bodily injury by disease; and \$1,000,000 policy limit for each employee by disease.

B. Commercial General Liability Insurance

1. Coverage/Limits

Commercial General Liability Insurance coverage shall be at least as broad as the most recently promulgated version of ISO Form CG 0001 (Occurrence-Basic Coverage). The policy shall also include coverage for premises and operations, broad form property damage, products and completed operations (for 87 years after Final Completion), independent contractors, advertising injury, personal injury, contractual liability coverage provisions that offer protection against all risks and exposures including the following: The general aggregate limit should apply on a per project basis and there shall be no exclusion for claims arising from explosion, collapse and underground work (X, C, and U Exclusions) or work performed by Contractors on behalf of SCDOT. There shall be no exclusion for work within 50 feet of a railroad.

Minimum limits of liability dedicated to the Project (i.e., per project aggregate) of \$24,000,000 for each occurrence and \$42,000,000 annual aggregate shall be provided.

C. Automobile Liability Insurance

1. Coverage/Limits

Automobile Liability Insurance coverage shall be at least as broad as the most recently promulgated version of ISO Form CA 0001, CA 0005, CA 0012, or CA 0020, including coverage

for any auto (owned, non-owned and hired) as appropriate. If any vehicle shall be utilized for hazardous waste transportation, such insurance shall include an MCS-90 Endorsement.

Minimum limits of liability of \$1,000,000 combined single limit or equivalent.

D. Umbrella / Excess Liability Insurance

1. Coverage/Limits

Umbrella/excess liability insurance coverage shall be at least as broad as the underlying primary commercial general liability, automobile liability and employer's liability insurance policies.

Limits of liability dedicated to the Project of \$25,000,000 for each occurrence and \$25,000,000 annual aggregate excess of the primary coverages noted above.

E. Contractor's Pollution Liability Insurance

1. Coverage/Limits

Contractor's Pollution Liability insurance with coverage for bodily injury, property damage and environmental damage, including cleanup costs and claims arising out of third-party claims, for pollution conditions, transportation and non-owned disposal sites associated with the alleged or actual release of pollutants caused by construction activities related to the Contract. Coverage shall include the ~~Design-Builder~~ Contractor as the named insured and extend coverage for acts by others for whom the ~~Design-Builder~~ Contractor is legally responsible.

There shall be no insured vs. insured exclusion in the policy with regard to SCDOT. If coverage is provided on a claims-made basis, coverage shall continue or there shall be an extended reporting period for three (3) years after completion of all work.

Minimum limits of liability dedicated to the Project of \$3,000,000 for each occurrence/claim and \$63,000,000 aggregate must be provided.

F. Professional Liability / Errors and Omissions

1. Coverage/Limits

Contractor shall procure and maintain non-project specific Contractor's Professional Liability insurance with a minimum limit of \$10,000,000 ~~5.0 million~~ per claim and annual aggregate. Coverage shall continue for five (5) years after completion of all design and construction Work or an extended reporting period shall be in place for this period.

The Lead Design Engineer shall also procure and maintain non-project specific Professional Liability insurance with minimum limits of \$10,000,000 ~~10.0 million~~ per claim/aggregate. Coverage shall continue for five (5) years after completion of all design and construction work or an extended reporting period shall be in place for this period. Coverage need not be project-specific.

Unless covered by a project-specific professional liability insurance policy (with dedicated limits), each Subcontractor providing Professional Services (including any quality control/quality assurance firms and testing laboratories and related Subcontractors) shall procure and maintain non-project-specific professional liability insurance with a minimum limit of \$1,000,000 ~~1.0 million~~

per claim/aggregate. Coverage shall be continued and/or an extended reporting period in effect for at least three (3) years after completion of all Work by the Subcontractor.

G. Builder's Risk

1. Coverage/Limits

The Builder's Risk Insurance Policy shall be in effect from the start of construction until Final Completion and shall cover all risks of direct physical Loss of or damage (including additional perils of flood, earthquake, wind, names storm and collapse) to property during the course or construction.

Coverage shall apply to all permanent and temporary works and shall include all materials and supplies in transit or storage, whether on or off-site.

Coverage limit shall be greater of \$100,000,000 or the Probable Maximum Loss (PML) that the Design-Build Contractor determines for the Project. The PML study shall be conducted by a qualified third-party advisor and the PML study shall be subject to review and acceptance by SCDOT.

Coverage shall include appropriate sub-limits for soft costs, resulting damage from faulty workmanship and design Error (LEG 3), debris removal, demolition, and damage to adjacent SCDOT property, etc.

II. SUBCONTRACTOR INSURANCE

All such policies to be carried by Subcontractors must comply with the requirements set forth in Article 11 of the Agreement and under this section shall be endorsed to:

1. Provide that SCDOT, the State of South Carolina and their elected or appointed officers, officials, employees, volunteers and agents shall be additional insureds (except for workers compensation and employer's liability and professional liability) on a primary and non-contributory basis; and
2. Include a waiver of any right of subrogation in favor of SCDOT, the State of South Carolina and their elected or appointed officers, officials, employees, volunteers and agents.
3. All Subcontractors performing Work at the Site, off-site fabrication, and/or off-site Professional Services shall procure and maintain the following minimum insurance coverages during any time period they are undertaking Work on the Project:

A. Workers Compensation and Employer's Liability Insurance

The policy shall have limits for statutory workers compensation coverage and employer's liability limits of not less than \$500,000 each accident and \$500,000 bodily injury by disease applicable per employee and in the aggregate. If applicable, coverage shall be included for the United States Longshoremen's and Harbor Workers Act, the Federal Employers Liability Act and the Jones Act. Coverage must be maintained for the duration that the Contractor performs any of the Work.

B. Commercial General Liability Insurance

The Commercial general liability insurance (CGL) policy with limits not less than \$1,000,000 each occurrence and \$1,000,000 aggregate (aggregate limit to apply on a per project basis). Coverage shall include premises and operations, independent contractors, personal injury, products and completed operations, broad form property damage, and contractual liability. There shall be no exclusion for Work within 50 feet of a railroad. Coverage must be maintained for the duration that the Subcontractor performs any of the Work and maintained for three years after the Subcontractor completes all work.

C. Automobile Liability Insurance

The Automobile Liability policy shall have a limit of not less than \$500,000 combined single limit. Such insurance shall cover liability, including bodily injury or death and property damage, arising out of any auto (including owned, hired, and non-owned autos), as appropriate. Coverage must be maintained for the duration that the Contractor performs any of the Work. Should any vehicles be transporting Hazardous Materials, such policy must be endorsed to include Motor Carrier Act Endorsement - Hazardous Materials Clean-up (MCS-90).

D. Umbrella / Excess Liability Insurance

The Umbrella / Excess liability insurance policy shall provide coverage on a following-form basis in excess of the underlying limits of commercial general liability, automobile liability, and employer's liability. The minimum limits required are as follow: Subcontractors with contract value below \$2.0 million, no umbrella/excess liability policy required; Subcontractors with contract value from \$2.0 million to \$10 million, a limit of \$2.0 million, and Subcontractors with a contract value above \$10 million, a limit of \$4.0 million. Coverage must be maintained for the duration that the Subcontractor performs any of the Work and with completed operations coverage or so-called 'tail coverage' kept in effect for three (3) years after all of the Subcontractor's Work is complete.

END SECTION

EXHIBIT 8
CONTRACT CHANGE REQUEST FORM



South Carolina
Department of Transportation



Post Office Box 191
Columbia, South Carolina 29202-0191

Phone: (803) 737-2314
TTY: (803) 737-3870

AN EQUAL OPPORTUNITY
AFFIRMATIVE ACTION EMPLOYER

CR No.: _____

Additional Comments

Details:

Comments By: _____

Date: _____

Entity/Role: _____

Signature:

EXHIBIT 9

INITIAL DESIGNATION OF AUTHORIZED REPRESENTATIVES

SCDOT and Contractor's Authorized Representatives will be included with the completed agreement.

SCDOT Authorized Representative(s)

Contractor's Authorized Representative(s)

EXHIBIT 10

LIST OF PROJECT INFORMATION PACKAGE DOCUMENTS

TECHNICAL PROVISIONS

FOR THE DESIGN & CONSTRUCTION

of

**CAROLINA CROSSROADS PHASE 3 – I-20/26/126 SYSTEM
INTERCHANGES (P039720)**

RICHLAND and LEXINGTON COUNTIES, SOUTH CAROLINA

A DESIGN-BUILD PROJECT

BY AND BETWEEN

SOUTH CAROLINA DEPARTMENT OF TRANSPORTATION

and

[insert legal name of Design-builder]

Dated as of: _____, 20____

1 **100. GENERAL**

2
3 Contractor shall perform all Work in accordance with TP Section 100.

4 **100.1 Carolina Crossroads Program Overview**

5
6 Located in the heart of South Carolina, the Carolina Crossroads I-20/26/126 Corridor
7 Improvement Project (Carolina Crossroads Program) is the number one interstate
8 priority for South Carolina. The primary purpose of the proposed Carolina Crossroads
9 Program is to implement a transportation solution(s) that would improve mobility and
10 enhance traffic operations by reducing existing traffic congestion within the I-
11 20/26/126 corridor while accommodating future traffic needs.

12 The secondary purposes of the proposed Carolina Crossroads Program are to enhance
13 safety throughout the corridor, improve freight mobility, and improve system linkages,
14 while minimizing community and environmental impacts.

15 The Carolina Crossroads Program is a corridor improvement which includes widening
16 of I-20, I-26, and I-126 and interchange improvements at the following interchanges:

- 17 A. I-20/I-26 System Interchange
- 18 B. I-26/I-126 System Interchange
- 19 C. I-20/Sunset Boulevard (EB directional entrance ramp only)
- 20 D. I-20/Bush River Road
- 21 E. I-20/Broad River Road
- 22 F. I-26/Broad River Road
- 23 G. I-26/Lake Murray Boulevard
- 24 H. I-26/Harbison Boulevard
- 25 I. I-26/Piney Grove Road
- 26 J. I-26/St. Andrews Road
- 27 K. I-26/Bush River Road
- 28 L. I-26/Sunset Boulevard (EB exit ramp only)
- 29 M. I-126/Colonial Life Boulevard

30
31 These improvements are all covered by a single Final Environmental Impact Statement
32 (FEIS)/Record of Decision (ROD) with subsequent re-evaluations, a single USACE
33 Section 401/404 permit with subsequent modifications, and two Interchange
34 Modification Reports.

35 The Carolina Crossroads Program has been divided into multiple phases as generally
36 shown in Figure 100-1 for design and construction as separate projects. It is critical to
37 the success of the Carolina Crossroads Program that Work undertaken in each phase is
38 compatible with adjacent phases and the commitments made in the FEIS/ROD.

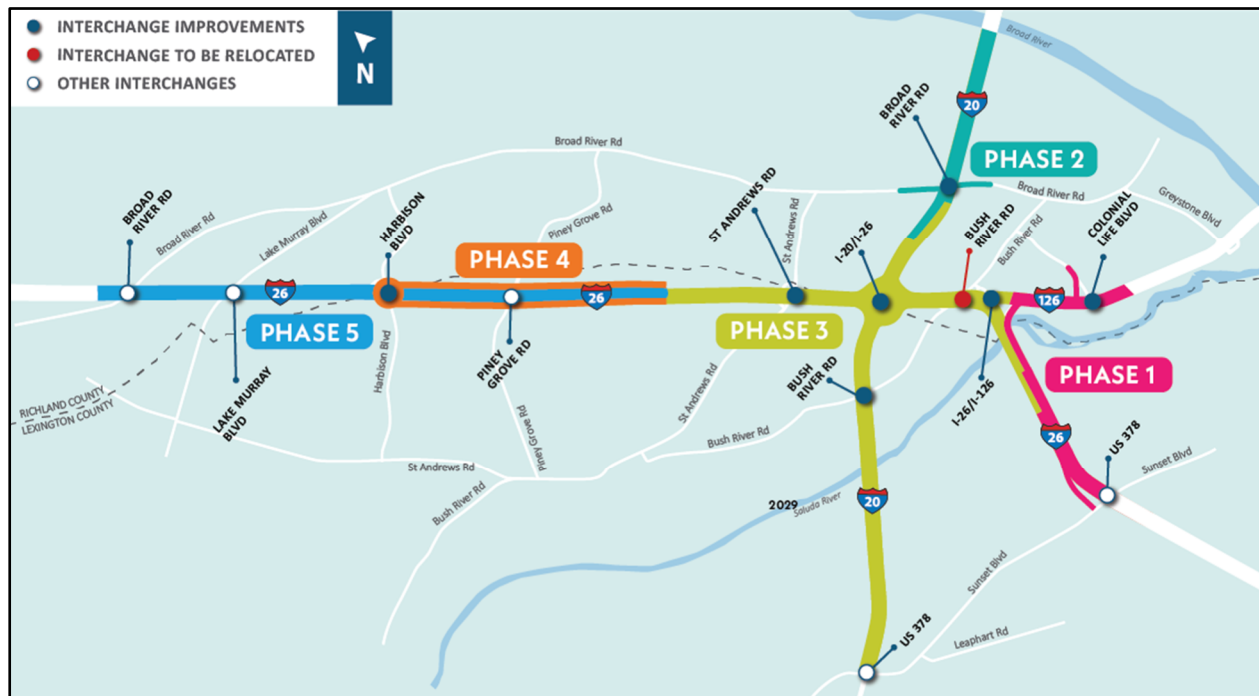


Figure 100-1: Carolina Crossroads Program Phasing Map

100.2 Prior Work

SCDOT has undertaken certain planning and preliminary concept work concerning the Project development, which is included in the Project Information Package (PIP) and the Technical Provision Attachments (TPAs).

100.3 Basic Configuration

The Basic Configuration includes the following roadway and bridge features:

- A. Reconstruction of the I-20/I-26 system interchange to include a new I-26 bridge(s) over I-20;
- B. Complete the reconstruction of the I-26/I-126 system interchange to include a new I-126 WB to I-26 EB ramp bridge;
- C. New I-20 bridge(s) over the Saluda River;
- D. New I-20 bridge(s) over CSX Railroad;
- E. New I-26 bridge(s) over CSX Railroad;
- F. New I-26 bridge(s) over the Saluda River;
- G. A full access interchange at I-26 and St. Andrews Road;
- H. A full access interchange at I-20 and Bush River Road;
- I. Widening of I-20 as necessary to provide all interchange auxiliary lanes and a minimum of three continuous through lanes in each direction from the westernmost limit of construction to the Phase 2 tie point. In addition, provide a single

1 westbound auxiliary lane from the Phase 2 tie point to west of the exit to Bush
2 River Road (Exit 63).

3 J. Widening of I-26 as necessary to provide the following minimum number of travel
4 lanes and any additional interchange auxiliary lanes as necessary:

5
6 1. Eastbound

7 a) From the Phase 4/5 tie point, provide four continuous through lanes to
8 the exit to US 378 (Exit 110). The outermost lane may end onto the
9 exit ramp to Exit 110 with three through lanes continuing past the exit
10 to tie to existing conditions.

11 b) Provide two auxiliary lanes beginning at the Phase 4/5 tie point
12 eastward (six total lanes at the tie point), extending until a sufficient
13 amount of system-to-system traffic has exited I-26. These auxiliary
14 lanes are exclusively to facilitate appropriate traffic movements within
15 the I-26/I-20 interchange and/or I-26/I-126 interchange; develop lanes
16 for service road exits independently as additional auxiliary lanes.

17 2. Westbound

18 a) From the US-378 bridge over I-26 (exit 110), provide three continuous
19 through lanes to the Phase 4/5 tie point.

20 b) Provide two continuous auxiliary lanes from the entry of traffic from
21 US 378 and the Phase 1 tie point.

22 c) Provide a minimum of one additional continuous through lane
23 between the entry of traffic from I-126 WB and the Phase 4/5 tie
24 point.

25 d) Provide a minimum of one continuous auxiliary lane between the entry
26 of traffic from I-20 to the Phase 4/5 tie point for a total of five lanes at
27 that point.

28
29 K. Widening of I-126 as necessary to provide all interchange auxiliary lanes and the
30 following minimum number of travel lanes:

31
32 1. Eastbound

33 a) Beginning at the convergence of all ramps from I-26 and I-20, provide
34 a minimum of four continuous through lanes to the Phase 1 tie point.

35 2. Westbound

36 a) From the Phase 1 tie point, provide a minimum of three continuous
37 through lanes to enter I-26 WB.

38 b) From the Phase 1 tie point, provide a minimum of one auxiliary lane to
39 access I-20.

40
41 L. Grade separation of I-26 WB to I-20 traffic from I-126 WB to I-26 WB traffic;

42 M. Grade separation of I-26 WB to St. Andrews Road traffic from I-20 to I-26 WB
43 traffic;

44 N. Grade separation of I-20 WB to Bush River Road (S-32-273) traffic from I-26 to I-
45 20 WB traffic;

- 1 O. Separation of weaving sections from freeway segments as described in the approved
- 2 IMR dated May 2019;
- 3 P. Reconstruction of frontage roads and side roads as needed to maintain connectivity
- 4 and accommodate the interchange reconstruction and interstate widening;
- 5 Q. The location of tie points to adjacent projects;
- 6 R. Rehabilitation of any retained service road overpasses in accordance with TP
- 7 Section 700.
- 8 S. Noise Barrier O
- 9

10 All Work incidental to the Basic Configuration shall be considered part of the Project
11 and shall be per the Contract Documents. See TP Attachment 100-2 for the location of
12 certain Elements listed above.

13 **100.4 Standards**

14 **100.4.1 Applicable Standards**

15 Contractor shall manage, design, and construct the Project in accordance with
16 the Contract Documents, Good Industry Practice, all applicable Laws, and
17 SCDOT standards, manuals, guidelines, and procedures. The standards,
18 manuals, and guidelines listed in TP Attachment 100-1 is not a comprehensive
19 list; other publications may be applicable to complete the Project in accordance
20 with Good Industry Practice. Requirements for any portion of the Work are not
21 limited to any individual section of the Technical Provisions and may be
22 addressed within more than one section. Contractor shall review and comply
23 with all requirements related to the Work as described in all sections of the
24 Technical Provisions.

25 References to standards, manuals, guidelines, and procedures shall mean the
26 most recent editions adopted by SCDOT in effect on the Final RFP release date,
27 unless expressly provided otherwise. Standards, manuals, guidelines, and
28 procedures, as well as statutes, regulations, and other standards or requirements
29 may be modified, replaced, or supplemented pursuant to Agreement
30 Section 6.2.4 or other applicable provisions of the Contract Documents.

31 In the event of any conflict, ambiguity, or inconsistency among the Technical
32 Provisions or the standards referenced herein, the following order of precedence
33 shall apply:

- 34 A. A term in the Technical Provisions that addresses a manner of performing
- 35 Work specifically for the Project shall prevail over a general term that is
- 36 not specific to the Project and appears in a standard;
- 37 B. A Term in a standard referenced in any of TP Section 110 through TP
- 38 Section 1000 shall prevail over a Term in the standards identified in this
- 39 TP Section 100.4.1;
- 40
- 41

- 1 C. Among the standards referenced in a particular TP section, a term in a
2 standard referenced in a subsection of that TP section that addresses a
3 specific type, aspect, or manner of performing the Work shall prevail over
4 a term in a standard referenced in the “Standards” table in TP Attachment
5 100-1;
- 6 D. Subject to the foregoing, when a specific part, article, section, or provision
7 of a standard is referenced, the terms of the referenced part, article,
8 section, or provision shall prevail over a general reference to a standard as
9 a whole; and
- 10 E. Subject to the foregoing, a provision in a standard that establishes a
11 higher-quality manner or method of performing the Work, establishes
12 improved Good Industry Practice, or uses more stringent standards shall
13 prevail.

14 100.4.2 Interpretation of Standards

15 The following rules of interpretation apply to all standards identified in
16 TP Section 100.4.1 and the “Standards” table in TP Attachment 100-1:

- 17 A. **Contractor exercises engineering judgment as to conditional Terms,**
18 **subject to SCDOT review and comment.** Where a standard includes
19 conditional provisions that imply design discretion, including provisions
20 qualified by language such as “may be justified,” “may be based,” “may
21 be used”, or provisions conditioned by “designer’s discretion,”
22 “engineering judgment or experience,” or similar, Contractor shall
23 exercise its professional or engineering judgment, subject to SCDOT’s
24 review and comment. All language granting discretion with respect to
25 acceptances means “subject to SCDOT’s review and comment.”
- 26 B. **Elements requiring “consideration.”** Where a standard requires an
27 individual or group to “consider” a design input or take a design input
28 “into consideration,” Contractor shall evaluate the factor subject to
29 consideration in calculations or in a memorandum and include the
30 calculations or memorandum in the associated Submittal.
- 31 C. **Words related to “required” mean “required.”** When a standard refers
32 to an action as “necessary,” or “needed,” Contractor shall construe the
33 action as required.
- 34 D. **Other design-bid-build-specific provisions.** Except as listed in TP 1000,
35 Special Provisions Section 109, Contractor shall disregard references
36 related to pay items or quantities, measurement for payment, method of
37 measurement, basis of payment, extra work, adjustment of unit prices,
38 time extensions, or similar phrases.

39 100.5 General Project Requirements

40 Contractor shall:

- 1 A. Manage, plan, execute, and control all aspects of the Work;
- 2 B. Coordinate its activities with the Governmental Entities and other Persons that are
- 3 directly or indirectly impacted by the Work; and
- 4 C. Document and report all Work in accordance with Good Industry Practice,
- 5 applicable Governmental Entities' requirements, and the Contract Documents.
- 6

7 Except as otherwise set forth in the Contract Documents, all Project Elements must be
8 new. Except as otherwise set forth in the Contract Documents, Contractor shall pay for
9 all utility consumption services to manage, design, and construct the Project. Contractor
10 shall be responsible for all temporary facilities, including obtaining approval from
11 SCDOT and all applicable Persons.

12 100.5.1 Salvageable Materials

13

14 All salvage materials belong to Contractor, except as required in this
15 TP Section 100.5.1. Contractor shall salvage SCDOT-Owned Salvageable
16 Materials without damage. Contractor shall stockpile the SCDOT-Owned
17 Salvageable Materials until ready for Contractor's transportation to a location
18 specified by SCDOT. SCDOT-Owned Salvageable Materials include the
19 following:

- 20 A. Dynamic Message Signs (DMS)
- 21 B. Traffic Signal Cabinets
- 22

23 Contractor shall coordinate with each Utility Company to determine if there are
24 any materials that the Utility Company wants to salvage related to Utility
25 Adjustment Work. Contractor shall stockpile Utility Company owned
26 Salvageable Materials until ready for Contractor's transportation to location
27 specified by Utility Company.

28 100.5.2 SCDOT-Furnished Materials

29

30 The following is a list of SCDOT-Furnished Materials:

- 31 A. Network Devices for Signals
- 32

33 Contractor is responsible for scheduling and payment of equipment transport
34 and handling to and from the SCDOT location. Contractor shall prepare a
35 SCDOT-furnished materials request that includes the quantity and name of the
36 SCDOT-furnished materials. Contractor shall submit the SCDOT-furnished
37 materials request to SCDOT in accordance with TP Table 100-3. SCDOT will
38 make the SCDOT-Furnished Materials available for pickup at a location
39 specified by SCDOT, within 180 days of receipt of the SCDOT-Furnished
40 Materials Request.

Technical Provision 100 - General

1 Contractor is responsible for scheduling, inspection, payment of equipment
2 transport and handling to and from the SCDOT location, and storage of the
3 SCDOT-Furnished Material. Contractor is responsible for all SCDOT-
4 Furnished Material that has been picked up by Contractor. SCDOT-Furnished
5 Material not used in the Work remains the property of SCDOT.

6 100.5.3 Meetings

7
8 Contractor shall arrange and conduct Project meetings with SCDOT and other
9 Parties as agreed upon by the Parties or otherwise in accordance with the
10 Contract, as reflected in this TP Section 100.5.3. The meetings identified in
11 TP Table 100-1 are not intended to be an all-inclusive listing of meetings
12 identified in this TP Section 100.5.3 and are not intended to be an all-inclusive
13 listing of meetings in the Contract Documents.

14 **TP Table 100-1: Meetings**

Description	Frequency	TP Section
Project kickoff meeting	Once	100.5.3.2
Executive management meetings	Monthly	100.5.3.3
Project management meetings	Weekly	100.5.3.4
Pre-design coordination meetings	Once per discipline	100.5.3.5
Technical work group meetings	As determined by Contractor or SCDOT	100.5.3.6
Pre-activity meetings	Prior to any Construction Work and once per activity	100.5.3.7
Quality meetings	Weekly	100.5.3.8
Materials meetings	Weekly	100.5.3.9

15
16 100.5.3.1 General Procedures

17
18 Contractor shall schedule all meetings, develop all Meeting Agendas,
19 develop and distribute final Meeting Notes, attend all meetings, and
20 provide all meeting facilities and materials for all meetings required by
21 the Contract Documents or as otherwise requested by SCDOT in
22 accordance with this TP Section 100.5.3. Project meetings must conform
23 to the following:

- 24 A. Contractor shall invite SCDOT and other attendees, as determined
25 by SCDOT, to all Project related meetings. Contractor attendees
26 must have all required authority to commit Contractor to decisions
27 agreed upon at the Project meeting;

- B. Project meetings must be held at a mutually agreed upon location. Virtual (e.g. phone, video conference, etc.) meetings may be provided for Project meetings if agreed to by SCDOT;
- C. Except in the case of urgency, as determined by SCDOT, Contractor shall submit written Meeting Notice, Agendas, and Meeting Materials to SCDOT and any other attendee in accordance with TP Table 100-3; and
- D. Contractor shall lead and facilitate meetings, and prepare draft Meeting Notes that must include:
 - 1. A complete list of attendees (including their affiliations, telephone numbers, and email addresses).
 - 2. Documentation of the issues discussed and any associated responses or decisions for the issues.
 - 3. Description of remaining open issues and action items (including the person(s) responsible for follow-up and target date for resolution).

Contractor shall submit the draft Meeting Notes to SCDOT in accordance with TP Table 100-3. Contractor shall incorporate SCDOT's and any other attendee's comments and prepare final Meeting Notes. Contractor shall submit final Meeting Notes to SCDOT and any other attendee in accordance with TP Table 100-3.

Contractor shall prepare a Project Meeting Schedule that identifies the major and regularly scheduled meetings for the Project for the upcoming month. Contractor shall submit the Project Meeting Schedule to SCDOT in accordance with TP Table 100-3.

100.5.3.2 Project Kick-off Meeting

No more than 10 Business Days after issuance of NTP 1, Contractor shall schedule and the Parties will attend a Project kick-off meeting with SCDOT to discuss the Project, exchange information, and discuss additional topics relevant to the Project, as identified by SCDOT or Contractor.

100.5.3.3 Executive Management Meetings

Contractor shall participate in management meetings and meetings held at the request of SCDOT to review and discuss the status of the Project. In the meetings, the Parties will address the causes, responsible Party, impacts, and potential solutions to all issues identified with the intent of finding the most effective solutions to problems. Contractor shall make the Project Executive, Project Manager, Quality Manager, Safety

1 Manager, and other appropriate personnel available to participate in the
2 management meetings.

3 100.5.3.4 Project Management Meetings

4
5 Contractor shall participate in progress meetings to review and discuss
6 the progress of the design and construction of the Project. In the
7 meetings, the Parties will discuss the planned design and construction
8 Work for the week and discuss planned design and construction Work
9 for the next three weeks. Contractor shall make the Project Manager,
10 Lead Design Engineer, Construction Manager, and other appropriate
11 personnel available to participate in the progress meetings.

12 100.5.3.5 Pre-Design Coordination Meetings

13
14 Contractor shall schedule a pre-design coordination meeting, per
15 discipline, with SCDOT to familiarize the designers and SCDOT review
16 personnel with design concepts, issues, status, and review procedures;
17 Contractor will attend such meetings. Contractor shall conduct the first
18 pre-design coordination meeting no later than 10 Business Days prior to
19 any Design Work associated with NTP 1, unless superseded by
20 additional or more stringent meeting requirements, i.e. the number of
21 Business Days, in other TPs.

22 100.5.3.6 Technical Work Group Meetings

23
24 Contractor may arrange and conduct technical work group meetings
25 with SCDOT to identify and resolve issues and concerns raised by
26 Contractor or SCDOT. The purpose of these technical work group
27 meetings is to acquaint personnel with the details and features of the
28 Work and to facilitate completion of the Project.

29 Technical working group meetings may include Project visits at either
30 Party's request. At a minimum, the personnel assigned to perform the
31 relevant type of Work involved shall attend. Contractor shall invite
32 SCDOT and other relevant Governmental Entity staff as identified by
33 Contractor. Technical work group meetings do not replace the review
34 process described in TP Section 110.5.6.

35 100.5.3.7 Pre-Activity Meetings

36
37 Unless otherwise authorized in writing by SCDOT, Contractor shall
38 schedule a preconstruction meeting with SCDOT prior to any
39 Construction Work, any new construction activity identified in the
40 Project Schedule, and with any new personnel, at least 10 Business Days
41 prior to beginning construction.

1 Contractor shall establish the level of detail to be required for measuring
2 progress with regard to construction prior to the preconstruction
3 meeting. At the preconstruction meeting, Contractor shall discuss such
4 details, the Safety Management Plan, and the Comprehensive
5 Environmental Protection Plan. Contractor shall also discuss its
6 construction schedule.

7 100.5.3.8 Quality Meetings
8

9 Contractor will arrange and conduct weekly quality meetings with
10 SCDOT to review and discuss: Contractor's compliance with the
11 Contractor's Construction Quality Management Plan (CQMP); instances
12 and status of non-conformances; and resolution of quality issues raised
13 by Contractor or SCDOT relative to workmanship and/or materials
14 incorporated into the Work. Contractor and SCDOT will discuss and
15 address instances of Nonconforming Work or materials, causes,
16 responsible Party, impacts, and potential solutions to bring items of
17 Work into compliance and prevent future occurrences. Contractor and
18 SCDOT will review and coordinate pre-activity meetings, weekly
19 erosion and traffic control inspections, and any other regularly scheduled
20 quality inspections.

21 100.5.3.9 Materials Meetings
22

23 Contractor will arrange and conduct weekly materials meetings to
24 review and discuss Contractor's compliance with the Contractor's
25 Construction Quality Management Plan (CQMP) for quality acceptance
26 testing. Contractor and SCDOT will jointly review materials testing
27 frequencies, individual test results, submission and accuracy of materials
28 test data, materials testing documentation, and status of materials
29 validation. Contractor shall discuss the upcoming construction schedule,
30 planned activities and scheduled materials sampling and testing.

31 100.5.4 Coordination of the Work
32

33 Contractor shall coordinate the design Work and construction Work with all
34 development planning, design, and nearby construction projects that may impact
35 the Work. Contractor shall monitor and coordinate Work with such projects,
36 whether performed by SCDOT or another Governmental Entity, community
37 groups, landowners, Governmental Entities' consultants or contractors, resource
38 agencies, environmental groups, or any other Person. Contractor shall be aware
39 of the impact all such work may have on the Project and shall account for all
40 such impacts in the Design Documents and Construction Documents.

41 Contractor shall identify and examine features of any work for each project that
42 may impact the Project, and Contractor shall demonstrate full compatibility in

1 horizontal and vertical alignment and other pertinent technical data between the
 2 Work and the work of such project(s). The Design Documents must resolve any
 3 inconsistencies or design conflicts between the Design Work and the work of
 4 such project(s).

5 A list of known SCDOT projects that are either under construction or planned to
 6 be under construction during the D&C Period that are adjacent to, or within five
 7 miles of, the Project limits is shown in TP Table 100-2.

8 **TP Table 100-2: Known SCDOT Projects**

Project ID	Project Name
P029208	Interstate 26 Widening MM 85-101 Design-Build Project
P039718	Carolina Crossroads Phase 1 – Colonial Life Blvd. at I-126 Interchange Design – Build Project
P039719	Carolina Crossroads Phase 2 – Broad River Rd. at I-20 Interchange Design-Build Project
P039721	Carolina Crossroads Phase 4 – Harbison Blvd. at I-26 Interchange and I-26 Frontage Roads Relocation west of the Phases 4 and 5 Tie Point
P039722	Carolina Crossroads Phase 5 – I-26 Widening west of the Phases 4 and 5 Tie Point

9 100.5.5 Early Works Scope

10
 11 [Intentionally left blank.]

12 100.5.6 Basis of Design Report

13
 14 Contractor shall prepare a Basis of Design Report for the Project that includes
 15 the following:

- 16 A. Cover sheet
- 17 B. Table of contents
- 18 C. A summary of the specific methodologies, manuals, and references that
 19 Contractor proposes to use for the analysis and design of the Project for
 20 each technical discipline outlined in the Technical Provisions.
- 21 D. A summary of all anticipated software and the applications for each
 22 proposed software for the design and analysis of the Work.
- 23 E. A summary of specific methodologies, manuals, guidelines, procedures, or
 24 references that Contractor proposes to use to construct the Project,
 25 including any change to recommended practices set forth in such
 26 publications.
- 27 F. All other items required by the Contract Documents.

28
 29 Contractor shall submit the Basis of Design Report to SCDOT in accordance
 30 with TP Table 100-3. Contractor shall amend and prepare an updated Basis of
 31 Design Report, to identify new methodologies, manuals, guidelines, procedures,

1 and references that are added or revised for the Project. Contractor shall submit
2 the updated Basis of Design Report to SCDOT in accordance with
3 TP Table 100-3. Contractor shall not submit any Submittal that is not consistent
4 with the Basis of Design Report or updated Basis of Design Report.

5 100.5.7 Preservation of the Site
6

7 Contractor shall be responsible for the preservation of all public and private
8 property and shall protect from disturbance or damage all land monuments and
9 property markers. Contractor shall not move land monuments and property
10 markers until directed by SCDOT. Contractor shall repair any damage to public
11 or private property, including existing fences, pole lines, signs, buildings and
12 structures that are to remain in place after Service Commencement-Final
13 Completion, caused by any Contractor-Related Entity.

14 100.5.7.1 Existing Conditions Site Documentation
15

16 Contractor shall prepare the existing conditions Site Documentation that
17 identifies and documents the existing conditions within the Site,
18 including photographing the whole Project. Contractor shall investigate
19 and photograph existing Elements in the Project ROW that are planned
20 to remain in place to determine its condition, size, material, location, and
21 other pertinent information. Contractor shall record the northing and
22 easting for each photograph with GPS accuracy (or better), and
23 Contractor shall assign a unique number to each photograph. The
24 existing conditions Site Documentation must include adjacent roadways,
25 detours, drainage facilities (including pump stations, channels, flowing
26 waterways, fences, walls, houses, buildings, wells, sensitive habitats,
27 landscape, and irrigation systems), and areas where activities will be
28 performed by Contractor or Subcontractors. Contractor shall include in
29 the existing conditions Site Documentation all facilities and Utilities that
30 may be impacted by the Work, including downstream drainage facilities,
31 adjacent roadway conditions, and sensitive habitats. The photographs
32 must show details of the condition of all properties and structures,
33 pavement conditions of crossroads, and proposed and potential haul
34 routes. Contractor shall schedule field meetings with SCDOT to observe
35 and participate in the existing conditions Site Documentation.
36 Contractor shall submit the existing conditions Site Documentation to
37 SCDOT in accordance with TP Table 100-3.

38 100.5.7.2 Construction Site Documentation
39

40 At commencement of construction and every month during the D&C
41 Period, Contractor shall photograph construction activities covering the
42 following:

- A. All structures and properties that may be impacted by the Work.
- B. The Work reflecting the activities underway during the month.
- C. Any accidents, conditions, and complaints.

Contractor shall record the northing and easting for each photograph with GPS accuracy (or better) and shall assign a unique number to each photograph. Contractor shall prepare the construction Site Documentation so that it includes digitally produced photographs. Contractor shall organize all such photographs in accordance with activity and date. Contractor shall obtain all necessary permission from property owners to enter their property for any construction Site Documentation of private property. Contractor shall submit the construction Site Documentation to SCDOT in accordance with TP Table 100-3.

100.5.7.3 Final Construction Site Documentation

Contractor shall prepare final construction Site Documentation complying with TP Section 100.5.7.2. Contractor shall submit the final construction Site Documentation to SCDOT in accordance with TP Table 100-3. Contractor shall repair all damage not documented as pre-existing in the existing conditions Site Documentation in accordance with the Contract Documents.

100.5.8 Maintenance During Construction

Contractor shall be responsible for keeping the roads within the Project limits safe for the traveling public. Maintenance responsibilities include but are not limited to patching potholes, repairing damaged guardrail and end treatments, vegetation management and keeping roadways drained at all times. Once an item is identified as maintenance responsibility of the Contractor by the Independent Quality Manager (IQM) or SCDOT, the Contractor shall submit a Maintenance Work Plan in writing to resolve the maintenance item within 24 hours. Any item identified as a safety hazard shall be repaired within 24 hours of being notified by the IQM or SCDOT.

100.6 Submittals

TP Table 100-3 reflects a list of Submittals identified in TP Section 100 and is not intended to be an all-inclusive listing of Submittals. Contractor shall determine and submit all Submittals as required by the Contract Documents, Governmental Approvals, and the Governmental Entities. At a minimum and unless otherwise specified in the Contract Documents, Contractor shall submit the following to SCDOT in the formats described in TP Section 110.5:

1 **TP Table 100-3: Submittal Summary**

Submittals	Level of Review*	Number of Copies	Submittal Schedule	TP Section Reference
		Electronic		
SCDOT-Furnished Materials Request	2	1	Shall be submitted with RFC Plans associated with the SCDOT-Furnished Materials	100.5.2
Meeting Notice, Agendas, and Meeting Materials (weekly or more frequently)	2	1	No less than one Business Day prior to the associated meeting	100.5.3.1
Meeting Notice, Agendas, and Meeting Materials (less frequent than weekly)	2	1	No less than five Business Days prior to the associated meeting	100.5.3.1
Draft Meeting Notes	2	1	Not later than 48 hours after the meeting	100.5.3.1
Final Meeting Notes	3	1	Not later than 48 hours after receipt of SCDOT’s comments	100.5.3.1
Project Meeting Schedule (weekly or more frequently)	3	1	Not later than one Business Day prior to the meeting day	100.5.3.1
Project Meeting Schedule (less frequent than weekly)	3	1	Not later than five Business Days prior to the beginning of each calendar month	100.5.3.1
Basis of Design Report	1	1	Prior to issuance of NTP 2	100.5.6
Updated Basis of Design Report	1	1	Not later than 10 Business Days after the occurrence of the change or direction triggering the need for the update	100.5.6
Existing Conditions Site Documentation	2	1	Prior to construction	100.5.7.1
Construction Site Documentation	2	1	Not later than 48 hours after SCDOT’s request	100.5.7.2
Final Construction Site Documentation	2	1	Prior to Substantial Completion	100.5.7.3
Maintenance Work Plan	2	1	Within 24 hours of SCDOT or IQM notification	100.5.8

2 *Levels of Review

- 3 1. SCDOT Discretionary Approval (Section 3.1.3 of the Agreement)
- 4 2. SCDOT Review and Comment (Section 3.1.5 of the Agreement)
- 5 3. Submittals not Subject to Prior Review, Comment or Approval (Section 3.1.6 of the Agreement)

End Section

1 **110. PROJECT MANAGEMENT**

2 **110.1 General Requirements**

3 Contractor shall manage the Project in accordance with TP Section 110. Contractor shall
 4 provide all Project management Work to support design and construction of the Project.
 5 The Project management Work generally includes:

- 6 A. Project Management;
- 7 B. Document Management;
- 8 C. Quality Management;
- 9 D. Submittal Management;
- 10 E. Schedule Management; and
- 11 F. Human Resources Management.

12
 13 **110.2 Project Management Plan**

14 Contractor shall establish and maintain an organization that effectively manages all
 15 Elements of the Work. Contractor shall define and guide the Project management effort
 16 through the Project Management Plan (PMP), which is a collection of several
 17 management plan elements. The PMP is an umbrella Document that describes
 18 Contractor’s managerial approach, strategy, and quality procedures to design and
 19 construct the Project and achieve all requirements of the Contract Documents. PMP
 20 elements are specified throughout the Technical Provisions. An acceptable structure of
 21 the PMP is outlined in TP Table 110-1.

22 **TP Table 110-1: Project Management Plan Components**

PMP Chapter	Chapter Title	TP Section Reference
1	Project Administration	110.2.1
2	Document Management Plan	110.3.2
3	Quality Management Plan	110.4.2
3A	Quality Management Plan – General Requirements	110.4.2.1
3B	Professional Services Quality Management Plan	110.4.2.2
3C	Construction Quality Management Plan	110.4.2.3
4	Safety Management Plan	120.2.1
5	Community and Public Relations Support Plan	130.2.3
6	Environmental Management Plan	160.4.1

23

1 Contractor shall prepare PMP Chapters of the PMP in accordance with the Technical
2 Provisions. Contractor shall submit the PMP to SCDOT in accordance with TP Table
3 110-6. Contractor may submit PMP Chapters individually such that these are standalone
4 Documents, provided the PMP refers to these Documents as appropriate, or Contractor
5 may submit the PMP as a whole. Contractor shall ensure that all plans and components
6 of the PMP remain valid and updated throughout the Term. Contractor shall propose
7 updates to the PMP when the following occur:

- 8 A. Changes to the Key Personnel identified in TP Section 110.7.2, Quality
9 Management Plan, Safety Management Plan, or Project administration policies and
10 procedures;
- 11 B. Revisions to the PMP that are required by other sections of the Technical Provisions;
12 or
- 13 C. As reasonably requested by SCDOT for compliance with the Contract Documents.
14

15 Contractor shall submit the updated PMP to SCDOT in accordance with TP Table 110-6.

16 SCDOT may audit and monitor the activities described in the PMP to assess Contractor
17 performance. All commitments and requirements contained in the PMP must be
18 verifiable.

19 110.2.1 Project Administration

20 Contractor shall prepare a PMP Project Administration Chapter that discusses the
21 following:

- 22 A. **Organization:** An organization diagram indicating the Contractor’s team
23 structure to include Subcontractors, their roles, and their relationship to each
24 other.
- 25 B. **Personnel:** Names, contact details, titles, and job roles of Key Personnel and
26 other personnel. Include resumes for all Key Personnel identified in
27 TP Section 110.7.2. Names of the personnel responsible in charge for each
28 item, Element, or phase of the Work. The personnel responsible for Design
29 Work shall possess the necessary registrations in the State of South Carolina
30 and shall be personally responsible for directly supervising the Work and will
31 stamp, sign, and date the Design Work product for a given item, Element, or
32 phase of the Work as applicable. The personnel responsible for quality
33 acceptance (QA) shall possess the necessary registrations in the State of South
34 Carolina and shall be personally responsible for directly supervising QA of
35 the Work.
- 36 C. **Subcontractors:** Discuss Contractor’s Subcontractor approval process.
- 37 D. **Schedule:** Discuss schedule development and management procedures.
- 38 E. **PMP Updates:** Procedures for preparation of amendments and submission of
39 amendments to any part of the PMP.

1 F. **Audit:** Procedures to facilitate a semi-annual review and audit by SCDOT
2 and the Independent Quality Firm (IQF) of the Contractor’s own activities
3 under the PMP and of each Subcontractor’s activities and management
4 procedures.

5 Contractor shall submit the PMP Project Administration Chapter to SCDOT in
6 accordance with TP Table 110-6.

7 **110.3 Document Management**

8 110.3.1 General Requirements

9 Contractor shall manage Documents for the Project in accordance with this
10 TP Section 110.3. Contractor shall provide all Document management Work to
11 support design and construction of the Project.

12 110.3.2 Document Management Plan

13 As part of the PMP, Contractor shall prepare a Document Management Plan that:

- 14 A. Describes Contractor’s Document control system to store and record all
15 Documents, correspondence, design inputs, drawings, progress reports,
16 technical reports, specifications, Submittals, calculations, test results, test
17 reports, inspection reports, Non-Conformance Reports, administrative
18 Documents, independent quality Documents, and other Documents
19 generated under the Contract Documents, including all hardcopy and
20 electronic records.
- 21 B. Identifies how records are to be maintained and kept throughout the Term.
- 22 C. Describes the methods by which all Documents Contractor issues or receives
23 are to be logged, tracked, retrieved, and approved.
- 24 D. Identifies how all Documents are to be tracked using a unique Document
25 control number in accordance with TP Section 110.5.5.
- 26 E. Describes how Contractor intends to submit all Submittals and other
27 documentation required by the Contract Documents to SCDOT’s Project
28 management information system in accordance with TP Section 110.3.3.
- 29 F. Describes how Contractor intends to transfer all Project data to SCDOT at the
30 end of the D&C Period and at the end of the Term.

31 Contractor shall submit the Document Management Plan to SCDOT in
32 accordance with TP Table 110-6.

33 110.3.3 Electronic Document Management System for the Project

34 Bentley ProjectWise Explorer and ProjectWise Deliverables Management
35 (PWDM) through Bentley CONNECT Services will be used as the Electronic
36 Document Management System (EDMS) for the Carolina Crossroads program.

1 Unless otherwise stated in ~~the~~^{this} Agreement, the Contractor including the Lead
2 Design Engineer, Construction Manager, and Independent Quality Firm
3 personnel, will interact with the EDMS via the Bentley CONNECT Services web
4 portal. Contractor shall obtain and bear the cost of its own licensing with Bentley.
5 Upon execution of the contract, Contractor shall provide documentation of
6 Bentley licensing to SCDOT. Upon receipt of licensing documentation, SCDOT,
7 or its designee, will grant Contractor access to the SCDOT Carolina Crossroads
8 ProjectWise project. Contractor is responsible for ensuring that any
9 Subcontractors and subcontractors of any tier having access to SCDOT data are
10 required to employ good cyber threat preventative measures. Contractor shall use
11 the National Institute of Standards and Technology’s Risk Management
12 Framework as its cybersecurity framework or other comparable frameworks and
13 standards for cyber security protection. Contractor shall provide SCDOT, upon
14 request, third-party certifications to verifying implementation of any industry
15 recognized cyber security framework during the Project. Other comparable cyber
16 security frameworks include: NIST RMF; NIST CSF; ISO IES 27001/ISO 27002;
17 SOC 2; IASME Governance; CIS Controls version 7; COBIT 5; FedRAMP;
18 HIPAA; GDPR; FISMA; NERC CIP; HITRUST CSF.

19 **110.4 Quality Management**

20 110.4.1 General Requirements

21 Contractor shall perform all Work in accordance with this TP Section 110.4.
22 Contractor shall provide all quality management Work to support design and
23 construction of the Project.

24 110.4.2 Quality Management Plan

25 Contractor shall prepare a comprehensive Quality Management Plan (QMP) for
26 the Project that consists of the following:

- 27 A. Volume 1: Quality Management Plan (QMP) – General Requirements;
- 28 B. Volume 2: Professional Services Quality Management Plan (PSQMP); and
- 29 C. Volume 3: Construction Quality Management Plan (CQMP).

30 Contractor shall prepare, implement, and maintain the QMP throughout the Term.
31 The QMP must describe the system, policies, and procedures Contractor will
32 employ to ensure and document that the Work complies with the Contract
33 Documents. The QMP must promote consistent operation, process ownership,
34 and thorough documentation and must allow for efficient review, comment,
35 approval, and audit by SCDOT and the IQF, as applicable.

36 The QMP must address all Work to be performed by Contractor and
37 Subcontractors of all tiers, and must contain detailed procedures for Contractor’s
38 quality assurance, quality acceptance (QA) and quality control (QC) activities.

1 Contractor’s quality process must address planned and systematic testing,
2 inspection, verifications, and audits undertaken by the IQF for Construction Work
3 and by Contractor’s quality staff for Professional Services. Contractor shall
4 conduct all quality activities, performance confirmation, and coordination among
5 disciplines, in accordance with the QMP and the requirements of the Contract
6 Documents.

7 110.4.2.1 Quality Management Plan – General Requirements

8 As part of the QMP, Contractor shall prepare the QMP-general
9 requirements according to this TP Section 110.4.2.1. This volume must
10 include procedures for interdisciplinary quality reviews and coordination.
11 Contractor shall submit the QMP-general requirements to SCDOT in
12 accordance with TP Table 110-6.

13 110.4.2.1.1 Quality Management Organization

14 Contractor shall document and regularly maintain the QMP so that
15 it contains current versions of the following information:

- 16 A. An organizational chart that identifies all quality management
17 personnel, their roles, authorities, and line reporting
18 relationships;
19 B. Description of the roles and responsibilities of all quality
20 management personnel and those who have the authority to stop
21 Work for quality-related issues;
22 C. Resumes for all Key Personnel and Project critical quality
23 management personnel, including required licenses and
24 certifications held.
25 D. Procedures for ensuring independence of quality staff and
26 procedures for assuring their authority to effect changes in the
27 event of Contractor’s failure to comply with the Contract
28 Documents; and
29 E. Identification of quality assurance Subcontractors, including
30 information on each Subcontractor’s role, capability to provide
31 the specific services required for the Work, certifications held,
32 and location of offices and laboratories for services and products
33 provided both on and off the Project Site.

34 110.4.2.1.2 Quality Policy

35 The QMP must contain a complete description of the quality policies
36 and objectives that Contractor will implement throughout its
37 organization, including the IQF. The policy must demonstrate
38 Contractor’s commitment to implement and continually improve the
39 quality management system for the Work. Contractor’s Quality

1 Manager, Professional Services Quality Manager (PSQM), and
2 Construction Quality Control Manager (QCM) must have the
3 authority to stop Work for quality-related issues.

4 110.4.2.1.3 Quality Reporting and Audits

5 The QMP must contain the procedures to prepare records that
6 demonstrate compliance with the requirements of this
7 TP Section 110.4.2.1 and the approved QMP (quality records).
8 Contractor shall prepare quality records that include all
9 documentation and other supporting material documenting quality
10 program activities, Submittals, and compliance, in any medium or
11 format. Contractor shall promptly load all quality records to the
12 EDMS and such quality records will then be accessible at all times
13 for inspection, review, and verification by SCDOT. Contractor shall
14 submit the quality records to SCDOT in accordance with
15 TP Table 110-6.

16 The QMP must contain the procedures for quality audits for the
17 Project. Contractor shall prepare results of internal audits that
18 include the quality program audit findings and documentation
19 specified in the respective volumes of the QMP. Contractor shall
20 submit the results of internal audits to SCDOT in accordance with
21 TP Table 110-6. Contractor shall notify SCDOT within 48 hours
22 after becoming aware of Nonconforming Work. Contractor shall
23 prepare a Non-Conformance Report (NCR) for each incident of
24 Nonconforming Work. The Non-Conformance Report must
25 document the issue and resolution, and the Non-Conforming Report
26 must include an action plan to prevent similar future incidences.
27 Contractor shall submit Non-Conformance Report to SCDOT in
28 accordance with TP Table 110-6.

29 The QMP must contain the procedures for annual quality audits for
30 the Project. Each year, beginning at the end of the first calendar year
31 after NTP1 and until ~~the Final Completion first anniversary of the~~
32 ~~Service Commencement Date~~, the IQF must prepare an Annual
33 Audit Report that audits:

- 34 A. Contractor's design and construction control process, with
35 particular regard to compliance with the QA/QC requirements
36 of the PMP, and
37 B. Professional Services and construction safety control processes
38 in place, Professional Services and construction safety control
39 plans in place, and recordkeeping for compliance with the
40 Contract Documents.

1 Contractor shall submit the Annual Audit Report to SCDOT in
2 accordance with TP Table 110-6. Additionally, Contractor shall
3 submit a final Audit Report to SCDOT no later than 30 days after
4 completion of all Punch List items.

5 110.4.2.2 Professional Services Quality Management Plan

6 As part of the QMP, Contractor shall prepare a Professional Services
7 Quality Management Plan (PSQMP) that describes Contractor’s policies,
8 procedures, and staffing to manage quality for Professional Services
9 Work in accordance with the requirements of this TP Section 110.4.2.2.
10 Contractor shall submit the PSQMP to SCDOT in accordance with
11 TP Table 110-6. Contractor shall not provide any design deliverables
12 until the PSQMP is approved by SCDOT.

13 110.4.2.2.1 PSQMP General Requirements

14 The PSQMP must describe and include the following general
15 requirements:

- 16 A. The scope, Contractor management support, and internal
17 process for implementing and managing change to the PSQMP.
- 18 B. The structure, responsibilities, and hierarchy of the design
19 quality organization.
- 20 C. Define the quality control and quality review procedures for
21 Professional Services Work products and define the procedures
22 to assure that work products will be organized by discipline
23 (such as structural, civil, utilities). These procedures must
24 specify measures to ensure that appropriate quality requirements
25 are specified and included in the Professional Services Work
26 product and to control Deviations from such requirements.
- 27 D. Specific quality control and quality review procedures,
28 including all required forms and checklists, must be specified for
29 preparing and verifying all Professional Services Work products
30 to ensure that they are independently checked and back-checked
31 in accordance with Good Industry Practice and the requirements
32 of the Contract Documents.
- 33 E. Define the details of the design check process and discuss how,
34 in addition to final Design Documents, the process also applies
35 to calculations and other material intended to support the Final
36 Design. Contractor shall clearly identify the designer and
37 checker on the face of all Design Documents. The PSQMP must
38 also include specific procedures for verifying the Professional
39 Services work product and identify any computer programs and
40 methods being used for such purposes.

- 1 F. Discuss how design standardization and coordination will be
2 achieved throughout the entire Project across multiple buildable
3 units. The procedures for coordinating Professional Services
4 Work performed by different individuals or firms working in the
5 same area, in adjacent areas, or on related disciplines or tasks to
6 ensure that conflicts, omissions or misalignments do not occur
7 between drawings or between the drawings and the
8 specifications or other applicable Submittals. This must also
9 include the coordination of the review, approval, release,
10 distribution and revision of Documents involving such parties.
11 G. The procedures to:
- 12 1. Ensure that Contractor personnel are familiar with all the
13 provisions of the Contract Documents concerning their
14 respective responsibilities;
 - 15 2. Provide for the education, training and certification, as
16 appropriate, of personnel performing activities affecting or
17 assessing the quality of the Work to assure that such
18 personnel achieve and maintain reasonable proficiency; and
 - 19 3. Ensure that the Work is performed according to the PSQMP,
20 Good Industry Practice in the State of South Carolina, and
21 the Contract Documents.
- 22 H. Procedures to establish complying with documentation
23 requirements; the filing of design criteria, reports and notes,
24 calculations, Plans, specifications, schematics, and supporting
25 materials needed during the design; and the specific
26 responsibilities of personnel to satisfy these requirements. All
27 Design Documents must be maintained, organized and indexed
28 by Contractor and copies made available to SCDOT upon
29 request.
- 30 I. Procedures and schedules for the Professional Services Quality
31 Manager to perform audits of the quality control procedures
32 under the PSQMP.
- 33 J. Discuss how Contractor’s Professional Services quality
34 organization will assure that constructability and maintenance
35 considerations are incorporated into design reviews.
- 36 K. Discuss the requirements of the RFC process, including how
37 Document history will be reflected, and how Documents will be
38 distributed and tracked.
- 39 1. Define internal procedures to assure that all Documents
40 ultimately released for construction have been subject to the
41 appropriate checks and balances, regardless of their source
42 or medium.

2. Define the potential RFC Submittal sources and media and define how the process may change as portions of the Project transition from design to construction.
 3. Define how RFC Submittal status will be tracked and how Documents will be made available for use by all Project Parties.
- L. Define how the design process will assure that any RFC Submittals clearly and completely define the acceptance criteria that will be utilized by IQF and Owner Verification (OV) forces during construction.
- M. Discuss Contractor’s post-design services process, staff, authority, scope, documentation, and product review process, including shop drawings and working drawings and design changes. Define the interface between design and construction personnel and related processes. Identify the role of the design team during construction.
- N. Discuss the responsibilities, activities, and source of information associated with the as-built process.
- O. The IQF independent Professional Services quality requirements.

110.4.2.3 Construction Quality Management Plan

As part of the QMP, Contractor shall prepare a Construction Quality Management Plan (CQMP) in accordance with the “Quality Assurance Program for the Carolina Crossroads Program” (QAP) as provided as TP Attachment 110-1. In general, The CQMP will describe the Contractor’s policies, procedures, and staffing to manage quality for Construction Work in accordance with TP Attachment 110-1 and the Contract Documents. Contractor shall define processes and procedures for construction quality control (QC) and quality acceptance (QA) to achieve compliance with the Contract Documents. Contractor shall provide an IQF to perform QA activities, including materials testing and comprehensive product inspection.

Contractor shall perform Construction Work in accordance with the RFC Submittal and other Documents that have been formally released for construction as provided in TP Section 110.5.109.7. The CQMP must contain systematic, auditable, and detailed procedures for both the Contractor’s construction QC and IQF’s QA activities. The IQF’s activities must also accommodate SCDOT’s OV activities.

Contractor shall ensure that personnel with appropriate training and qualifications for each appropriate item of Work perform inspections,

1 reviews, and testing using appropriate equipment that is accurately
2 calibrated and maintained in good operating condition.

3 Contractor’s QC program should be sufficient in scope to preempt and
4 avoid repeated discoveries of Nonconforming Work by the IQF or
5 SCDOT. Repeated discoveries of Nonconforming Work or issuance of
6 Non-Conformance Reports by any Party, or, in the reasonable opinion of
7 SCDOT, excessive use of engineering judgment to accept failing material
8 or workmanship will be considered a breakdown of the QC program and
9 will be cause for investigation and corrective action prior to
10 recommencement of Work in the areas affected. Corrective action may
11 include the addition of new QC procedures, revision to existing QC
12 procedures, re-training of QC personnel, removal and replacement of QC
13 personnel, or other such actions that will restore the effectiveness of the
14 QC program. Contractor’s QC is not a part of the acceptance program in
15 the QAP.

16 Contractor shall submit the CQMP to SCDOT in accordance with TP
17 Attachment 110-1, the Contract Documents, and TP Table 110-6.

18 **110.5 Submittal Management**

19 110.5.1 General Requirements

20 Contractor shall perform all Work in accordance with this TP Section 110.5. All
21 Submittals must be in English, use imperial units, and use dimensions in
22 International Feet. All Design Documents and Construction Documents must be
23 stamped, signed and dated by the engineer responsible in charge for that item,
24 Element, or phase of the Work as required by Law and must be certified by the
25 IQF in accordance with the QMP.

26 Contractor shall be responsible for obtaining all required permits and approvals
27 from the applicable Governmental Entities. Contractor shall coordinate with other
28 Governmental Entities to determine those entities’ Submittal review
29 requirements.

30 Contractor shall provide Submittal packages via the EDMS in accordance with
31 the Contract Documents and the PMP. Submittal packages must include
32 administrative Documents (PMP, other plans and Documents), Design
33 Documents, and Construction Documents. Contractor shall concurrently submit
34 with Submittal packages all supporting information necessary for SCDOT and
35 the Governmental Entities to conduct a review and to ensure that the design is
36 progressing appropriately.

37 A complete Submittal package shall be limited to one stage (ex.
38 Preliminary/ROW/Final/Release for Construction (RFC)) of one buildable unit

1 as defined in TP Section 110.5.2 and include all design deliverables specified in
2 TP Section 110.5.

3 All Documents of a Submittal package must be uploaded to the EDMS by
4 11:59PM for the review period to begin the next Business Day.

5 Contractor shall provide Submittal packages as defined in TP Section 110.5.3 and
6 TP Section 110.5.4. Prior to commencement of permanent construction activities
7 on any defined segment or bridge structure, SCDOT will have the right, but not
8 the obligation, to review and comment upon all Submittal packages pertaining to
9 said segment or structure. SCDOT reserves the right to provide comments on the
10 design or Plans at any time when an issue is identified that is not compliant with
11 the Project design criteria, the RFP or is an Error or omission.

12 110.5.2 Buildable Units

13 A buildable unit may be defined by types of Work or construction stages which
14 may require or permit similar, nearby Work to be divided into separate buildable
15 units. A buildable unit is not limited to a geographic area or segment of the
16 Project. Contractor may break the Project Work into multiple buildable units
17 which can be progressed through design and construction with minimal or known
18 effect on each other and/or which can be dealt with sequentially such that
19 sufficient data is available for design and review of each buildable unit. In order
20 that the design and construction of one buildable unit may proceed without
21 significant approved information from an associated buildable unit, Contractor
22 may develop and propose assumptions which will allow for the first buildable
23 unit to proceed through design and/or construction. Contractor shall include these
24 assumptions in their associated intermediate design Submittals for review and
25 comment, but their accuracy and effort upon the final design are the sole
26 responsibility of Contractor. Should errors in these assumptions result in
27 additional Work, remedial Work, or other changes to assure an acceptable design
28 or should they result in the need to remove Work and substitute additional Work,
29 Contractor shall be responsible for all such costs, including removal of
30 unacceptable materials from the Site, modification, additional Work, repairs, etc.
31 as necessary to produce an acceptable result.

32 110.5.2.1 Buildable Units Map

33 Contractor shall prepare a buildable units map that identifies how
34 Contractor intends to divide the Project into design units for the intent of
35 submitting design Submittal packages to SCDOT. SCDOT will not accept
36 or review a single design package for the entire Project, with the exception
37 of the Conformed RFC Submittal. Contractor may, with prior acceptance
38 by SCDOT, modify the buildable units map as the design effort
39 progresses. Contractor shall submit the buildable units map to SCDOT in
40 accordance with TP Table 110-6.

110.5.3 Submittal Packages

This section describes the makeup of design Submittal packages or other design related Submittals subject to design review and permanent record retention by SCDOT. All Submittals shall be in accordance with Departmental guides, including but not limited to, the Road Design Reference Material for Consultant Prepared Plans, as amended herein, and shall include all checklists, indexes and electronic files in the specified format and folder structure.

Acceptable packaging of deliverables, which may apply to buildable units in accordance with TP Section 110.5.2, is outlined in TP Table 110-2. Each deliverable or deliverable package shall be submitted in a separate transmittal through the SCDOT’s EDMS. Requirements for deliverables noted as a “package” are outlined in this TP Section 110.5.3.

TP Table 110-2: Acceptable Submittals

Design Submittal Stage	Deliverable(s)	Technical Discipline(s)
Preliminary	Roadway Package(s)	Roadway, Hydrology/Hydraulic, Geotechnical, Traffic Engineering
Preliminary	Bridge Package(s)	Structural, Hydrology/Hydraulic*, Geotechnical Engineering
Preliminary	30% Utility Plan(s)	Utility
Right of Way	Roadway Package(s)	Roadway, Hydrology/Hydraulic, Traffic Engineering
Right of Way	Conceptual Work Zone Traffic Control Roll Plots	Traffic Engineering
Right of Way	Traffic Signal and Communications Plans	Traffic Engineering
Right of Way	60% Utility Plan(s)	Utility
Final	Roadway Package(s)	Roadway, Structural*, Hydrology/Hydraulic, Geotechnical, Traffic Engineering
Final	Work Zone Traffic Control Plans	Traffic Engineering
Final	Bridge Package(s)**	Structural, Hydrology/Hydraulic*, Geotechnical Engineering
Final	Bridge Load Rating Documentation Package(s)	Structural Engineering
Final	100% Utility Plans	Utility

Design Submittal Stage	Deliverable(s)	Technical Discipline(s)
RFC	Roadway Package(s)	Roadway, Structural*, Hydrology/Hydraulic, Geotechnical, Traffic Engineering
RFC	Work Zone Traffic Control Plans	Traffic Engineering
RFC	Bridge Package(s)**	Structural, Hydrology/Hydraulic*, Geotechnical Engineering
RFC	Utility Plan(s)	Utility

1 *If applicable
 2 **Component Plan Submittals are permitted

- 3 A. Preliminary Roadway Packages shall include:
- 4 1. Preliminary Roadway Plans in accordance with TP Section 200.6.1
 - 5 2. Preliminary Roadway Drainage Design Report
 - 6 3. Preliminary Roadway Geotechnical Report
 - 7 4. KMZ File
 - 8 5. KML File
 - 9 6. Preliminary Design Calculations

- 10 B. Preliminary Bridge Packages shall include:
- 11 1. Preliminary Bridge Plans
 - 12 2. Preliminary Seismic Design Summary Report
 - 13 3. Preliminary Bridge Hydraulic Design Report
 - 14 4. Preliminary Bridge Geotechnical Report

- 15 C. Right of Way Roadway Packages shall include:
- 16 1. Right of Way Plans in accordance with TP Section 200.6.2
 - 17 2. Right of Way Hydraulic Reports
 - 18 3. KMZ File
 - 19 4. KML File

- 20 D. Final Roadway Packages shall include:
- 21 1. Final Roadway Plans in accordance with TP Section 200.6.3
 - 22 2. Final Roadway Drainage Design Report
 - 23 3. Final Roadway Geotechnical Report
 - 24 4. KMZ File
 - 25 5. KML File
 - 26 6. Final Design Calculations

- 1 D. Digital or inked signatures are allowable for RFC Documents. However, only
2 one method of signature, digital or inked, is allowed per Project ID.
3 Documents other than RFC Documents of a Submittal package shall not
4 contain digital signatures.
- 5 E. All pdf Documents of a Submittal package shall be flattened before being
6 uploaded to PWD.
- 7 F. Plans shall be submitted electronically as a landscape 22"x36" pdf file.
- 8 G. Reports shall be submitted electronically as a portrait 8.5"x11" pdf file.
9 Larger sheets may be included for charts, diagrams, etc.
- 10 H. Contractor shall submit calculations and/or design files, including computer
11 aided drafting files for review at any time upon request from SCDOT or its
12 Representative, in addition to requirements to submit these files as stated in
13 TP Section 110.5.3.
- 14 I. Submittal packaging requirements apply separately to each buildable unit, as
15 defined in TP Section 110.5.2, for each design submittal stage.
- 16 J. For Right of Way and Final Design stages, Work zone traffic control
17 deliverables shall be transmitted no later than the same Business Day as their
18 corresponding roadway package.
- 19 K. The initial bridge load rating documentation package Submittal shall be
20 transmitted on the same Business Day as its corresponding final bridge
21 package.
- 22 L. ~~All comments for a utility Submittal package shall be resolved prior to~~
23 ~~Submittal of the subsequent stage Roadway Package for the same buildable~~
24 ~~unit. For example, the Right of Way Roadway package shall not be submitted~~
25 ~~prior to all comments being resolved for the 30% Utility package for the same~~
26 ~~buildable unit. Utility Submittal packages shall be coordinated with the~~
27 ~~Roadway designPackages and Bridge designPackages as necessary for~~
28 ~~consistency of content.~~
- 29 M. Bridge component Plan Submittals are permitted for foundations,
30 substructure, and superstructures. Each component shall be considered one
31 (1) buildable unit, and requirements for buildable units shall apply to bridge
32 component Plan Submittals. If substructure Plans are submitted in advance
33 of superstructure Plans, any Elements connecting substructure to
34 superstructure, such as anchor bolts and reinforcing extending above the top
35 of bent cap, must clearly be shown with fully developed details and
36 dimensions. Once both superstructure and substructure Plans are released for
37 construction, they must be combined into one final RFC Plan set. Partial
38 Submittals of individual Elements within a bridge component (e.g. End Bent
39 1, Pier 3, I-girder details) are not permitted. Bridge component Plan
40 Submittals, if utilized, are required to conform to Good Industry Practice for
41 completeness for each Submittal. At the time of Submittal, the design,
42 drawings, details, and calculations shall be complete for the specified
43 component and submitted per the requirements in TP Section 110.5.

44 110.5.5 Submittal Format

Technical Provision 110 – Project Management

1 Submittal packages, and the files included in each package, shall follow the
 2 requirements of the SCDOT Design-Build File Naming Conventions. Submittal
 3 package descriptions in the EDMS shall contain the Submittal number and a
 4 description of the Submittal (i.e. Submittal 001 – Final Roadway Package, SD-
 5 001 – Bearing Pads).

6 Contractor shall submit all Submittal Documents in electronic format as specified
 7 in TP Table 110-3 unless otherwise specified in the Contract Documents.

8 **TP Table 110-3: Submittal Format**

Submittal Stage/Submittal	Electronic	
	Native ³	PDF
Administrative Documents (e.g., PMP, Project Schedule)	X	X
Specifications, Technical Reports, Calculations, Modeling, Input and Output Files	X	X
Preliminary Design Submittal		X
Right of Way Design Submittal		X
Final Design Submittal		X
RFC Submittal	X	X
Conformed RFC Submittal	X	X
Shop Drawings and Working Drawings ¹		X
Contract Request (CR) Documents, i.e. RFIs, CCRs, DCNs, FCNs		X
As-Built Plans	X	X
Other Governmental Entity Submittals ²		X

9 Note:

- 10 1. Contractor may submit in either Letter or 11x17 format.
- 11 2. Contractor shall determine the additional format requirements required by the applicable Governmental
- 12 Entity.
- 13 3. Native files include design files.

14 **110.5.5.1 Electronic Format**

15 Contractor shall use SCDOT-provided electronic forms and processes,
 16 where applicable. Contractor shall submit, as identified in the Contract
 17 Documents, electronic Submittals compatible with existing SCDOT
 18 program systems and software. Systems and software currently being
 19 used by SCDOT include, but not limited to, the following:

- 1 A. Microsoft Windows 7
- 2 B. Microsoft Office (Word, Excel, Outlook, and Media Player)
- 3 C. Oracle Primavera P6

4 Contractor shall submit electronic files to SCDOT electronically through
5 SCDOT’s EDMS. Contractor shall include with all electronic Submittals
6 a transmittal letter that is electronically signed by Contractor. Contractor
7 shall submit full size Plans in optical character recognition PDF format
8 for the preliminary design Submittal, Right of Way design Submittal, final
9 design Submittal, RFC Submittal, Conformed RFC Submittal, and As-
10 Built Plans Submittal.

11 110.5.6 Submittal Review Process

12 110.5.6.1 SCDOT Submittal Review Process

13 Contractor shall not be relieved of its responsibility for the satisfactory
14 completion of the Work in accordance with the Contract Documents by
15 SCDOT’s participation in design reviews. SCDOT may require
16 resubmittal of any Design Documents and Construction Documents in
17 accordance with this TP Section 110.5.6. SCDOT will have the right to
18 refuse and reject any Submittal that does not comply with the Contract
19 Documents, including quality requirements. SCDOT will provide a
20 written Notice that includes the basis for SCDOT rejection for any
21 Submittal package that does not conform to the requirements of the
22 Contract Documents or is incomplete. If any Submittal is rejected,
23 Contractor shall notify all recipients to remove all copies from circulation.
24 Rejected Submittal packages will be considered a new Submittal package
25 and reviewed as described below. Contractor may not assert that
26 SCDOT’s rejection of any nonconforming or incomplete Submittal
27 packages entitle Contractor to any relief hereunder. Contractor shall
28 redistribute the replacement Submittal to SCDOT and any other
29 appropriate Governmental Entity.

30 SCDOT reserves the right to utilize Bluebeam Studio or SCDOT’s
31 Comment Matrix Spreadsheet to facilitate design reviews between
32 SCDOT and the Contractor. The initial review period for each Submittal
33 package shall be 15 Business Days following the date SCDOT receives
34 an accurate and complete Submittal in conformity with the Contract.
35 SCDOT review comments will be sent to the Contractor, who shall
36 respond to each initial review comment within five Business Days.
37 SCDOT will then status (provide disposition of) Contractor’s responses
38 and will provide additional comments, if any, within five Business Days.
39 If any open comments remain after the initial 15-day review and

1 subsequent five-day review and comment periods, there will be no time
2 constraint for the Contractor to respond.

3 For all subsequent iterations of Contractor Submittals which include
4 revised or updated Documents (for verification review), SCDOT will
5 status Contractor’s unclosed responses and will provide additional
6 comments, if any, within 10 Business Days.

7 Comments on the Submittals received from parties other than SCDOT are
8 not required to follow the above-described SCDOT comment format.

9 If durations other than 15 days are required per other TPs, those durations
10 shall govern over durations in this TP Section 110.5.6.1.

11 Contractor shall compile all Submittal review comments generated
12 outside of a Bluebeam Studio Session on a comment resolution form. The
13 comment resolution form must contain the date for each comment from
14 SCDOT, response, and disposition, and must associate each entry with the
15 relevant version of the Submittal. The comment resolution form is a living
16 Document in which Contractor shall incorporate all comments and
17 resulting resolutions for the Submittal package for the duration of the
18 Submittal. Contractor shall include previous Submittal comments, if
19 applicable, and comment resolution forms with each subsequent
20 Submittal identified with an alphanumeric tracking number
21 corresponding to the package submission in accordance with
22 TP Section 110.5.6. With the subsequent Submittal (for verification
23 review), Contractor shall prepare Review Comment Responses that
24 include responses to all review comments. Contractor shall submit the
25 review comment responses to SCDOT in accordance with
26 TP Table 110-6.

27 Contractor shall schedule a comment resolution meeting (CRM) to
28 address unresolved comments. Contractor may request SCDOT to waive
29 a CRM. SCDOT may waive a CRM at its discretion. The purpose of the
30 CRM is to discuss Contractor’s responses to review comments, determine
31 which of the review comments Contractor shall incorporate into the
32 Work, and discuss and resolve the pending comments. More than one
33 CRM per Submittal may be necessary to discuss all review comments
34 provided to Contractor. Contractor shall attend every CRM and prepare
35 CRM notes that summarize the discussion at the CRM and for each review
36 comment discussion. Contractor shall submit the CRM notes to SCDOT
37 in accordance with TP Table 110-6. The Project Manager, Lead Design
38 Engineer, and all Contractor staff requested by SCDOT shall attend the
39 CRM. The Parties will use the Project’s partnering process in Agreement
40 Article 212 to address unresolved comments.

1 Contractor shall not submit a subsequent stage Submittal until all
2 comments are resolved in the previous stage Submittal. Contractor shall
3 revise design deliverables and upload utilizing SCDOT’s EDMS for
4 verification review to allow SCDOT to close review comments.
5 Verification design deliverables are not required for preliminary stage
6 Submittal packages. Verification design deliverables are required to close
7 SCDOT comments in order to approve ROW and authorize RFC stage
8 Submittal packages. Contractor shall resubmit the final design Submittal
9 as many times as necessary to obtain approval of the final Design
10 Documents. No additional compensation or time extension is allowed for
11 any resubmittals.

12 Contractor shall clearly identify and describe any changes made to a
13 verification design deliverable that are unrelated to SCDOT review
14 comments. Changes made that are not related to SCDOT review
15 comment(s) can be described in the narrative portion of the transmittal.

16 A complete verification package shall include revised contents for design
17 deliverables with open SCDOT review comments and be submitted along
18 with Contractor responses. After comments are closed and before RFC
19 Submittal packages are uploaded utilizing SCDOT’s EDMS, any changes
20 made to design deliverables may, at the sole discretion of SCDOT, require
21 a new Submittal package be provided and require adjustment to the
22 Contractor’s Design Review Submittal Schedule.

23 For packages whose deliverables require third-party approval and
24 signature, e.g., Utility packages, after comments are closed, the
25 Contractor shall submit the unsigned package, receive package signed by
26 third party, and then upload the RFC package, all of which shall be
27 executed through SCDOT’s EDMS.

28 110.5.6.1.1 Over-the-Shoulder Reviews

29 Over-the-shoulder reviews are informal examinations by SCDOT of
30 Design Documents during the Project design process and are not
31 considered formal reviews as specified in TP Section 110.5.96.
32 Over the shoulder reviews are mainly intended to assess whether the
33 requirements and design criteria of the Contract Documents are
34 being followed and whether PSQMP activities are being undertaken
35 in accordance with the QMP.

36 The intent of these reviews is to check for concept, level of detail,
37 design criteria, and patent flaws. Comments made by SCDOT are
38 considered nonbinding. These reviews are not intended to routinely
39 include detailed calculation or drawing reviews, although SCDOT
40 will have the right to perform detailed reviews of any item at any

1 time. If mutually agreed upon between the Parties for specific
2 review items, the over-the-shoulder review may consist of an
3 exchange of electronic files between Contractor’s designer and
4 SCDOT.

5 Contractor shall schedule any over-the-shoulder reviews with
6 SCDOT during the course of the development of each design
7 package. The over the shoulder reviews are not critical activity
8 points that restrict the progress of design. They are simply reviews
9 of the design as it progresses and opportunities for SCDOT to
10 provide comments and feedback on the design.

11 Contractor shall schedule Maintenance of Traffic (MOT) specific
12 over-the-shoulder reviews with SCDOT once a month from issuance
13 of NTP 1 until all MOT related Plans have been released for
14 construction. The meeting schedule and frequency may be adjusted
15 as directed by SCDOT. The MOT over-the-shoulder reviews shall
16 cover at a minimum:

- 17 A. Transportation Management Plan (TMP) and its
18 implementation; and
- 19 B. Contractor’s MOT Plans, specifications, and details.

20 If over the shoulder reviews are performed, SCDOT will conduct
21 them, as appropriate, in either Contractor’s office or at SCDOT’s
22 offices. Over-the-shoulder reviews shall be conducted in the
23 presence of Contractor’s personnel with the intent to minimize
24 disruption of ongoing Design Work. Formal assembly and Submittal
25 of drawings or other Documents shall not be required. The review
26 shall be of progress prints, computer images, draft Documents,
27 working calculations, draft specifications or reports, or other Design
28 Documents.

29 SCDOT has no obligation to conduct over-the-shoulder reviews.

30 110.5.6.2 All Other Submittal Review Process

31 Contractor shall be responsible for obtaining all required permits and
32 approvals from the applicable Governmental Entities. Contractor shall
33 coordinate with other Governmental Entities to determine those entities’
34 requirements and Submittal review requirements. Prior to submitting
35 concurrent copies of such Submittals to SCDOT, Contractor shall notify
36 SCDOT of any additional Governmental Entities’ requirements.
37 Contractor shall be responsible for all costs and schedule impacts for all
38 Governmental Entities’ requirements. Contractor shall submit a copy of
39 all Governmental Entity correspondence and Submittals that Contractor

Technical Provision 110 – Project Management

1 submits to or receives from the Governmental Entities, to SCDOT in
 2 accordance with TP Table 110-6.

3 110.5.6.3 Submittal Review Periods

4 After SCDOT receives a complete and comprehensive Submittal, SCDOT
 5 will review the Submittal for compliance with the Contract Documents
 6 for the review periods reflected in TP Table 110-4. Review times are
 7 applicable only for the submission of complete and comprehensive
 8 Documents that are deemed acceptable by SCDOT for review. SCDOT’s
 9 review periods will begin the next Business Day after receipt from
 10 Contractor.

11 Subject to any right to relief Contractor has under the Contract
 12 Documents, SCDOT will not guarantee any specific review period for the
 13 Governmental Entities. The review period for each review to be
 14 performed by a Governmental Entity is established by the Governmental
 15 Entity, at its discretion, after a Submittal package has been provided to
 16 the Governmental Entity.

17 **TP Table 110-4: Submittal Review Periods**

Category	Submittal To	Review Period (Business Days)
	Professional Services	
A	SCDOT (Initial Review)	15 ¹
B	SCDOT (Verification Review)	10 ¹
C	SCDOT (Design Exception)	20
D	SCDOT (Change of Access)	20
E	Other Governmental Entities	Varies ²
F	Other Public Entities	Varies ²
	Construction	
G	Change Request (CR) Documents, e.g. RFIs, CCRs, DCNs, FCNs	10
H	Shop Drawings	15 ³
I	Working Drawings	30
J	Other Construction Reviews	10
K	As-Built Plans	20

18 Notes:

Technical Provision 110 – Project Management

1. If other durations are stated in other TPs, those durations shall govern over durations in this table.
2. Contractor shall coordinate with other Entities to determine the entities' Submittal requirements.
3. As amended by TP Attachment 110-2 and TP Attachment 110-3.

A maximum of 10 Submittals can be submitted per week per technical discipline. Technical disciplines for the purpose of maximum review Submittals include:

- A. Land Surveying;
- B. Geotechnical/Earthwork;
- C. Pavement;
- D. Environmental;
- E. Public Involvement;
- F. Utilities;
- G. Railroad;
- H. Roadway;
- I. Hydraulics;
- J. Aesthetics and Landscaping;
- K. Structural;
- L. Traffic;
- M. Lighting

Contractor acknowledges and agrees that no more than 10 Submittals per technical discipline may be pending for review by SCDOT at any given time. Contractor may request authorization from SCDOT for the right to make Submittals in excess of the stipulated maximum number stated in this TP Section 110.5.6.3. SCDOT will have the right to withhold authorization if SCDOT deems the request unreasonable or if SCDOT personnel cannot accommodate the additional reviews.

110.5.7 Submittal List

Contractor shall prepare Submittals list that lists all anticipated Submittals for the Project. The Submittals list must include the Document control number in accordance with TP Section 110.5.5 and title of each submission, the Submittal type, the Submittal stage (where applicable), a brief description of each submission, and a schedule showing when each submission is scheduled to be made, and the actual Submittal date. Contractor shall submit the Submittals list to SCDOT in accordance with TP Table 110-6.

On the first Business Day of every month, Contractor shall update the Submittal list to include any new Submittal anticipated. Contractor shall submit the updated Submittals list to SCDOT in accordance with TP Table 110-6.

110.5.8 Submittal Schedule

1 Contractor shall prepare a Submittal Schedule for the development, scheduling,
2 and characterization of Contractor’s design plan. The intent of the Submittal
3 Schedule is to enable SCDOT to adequately plan its review resources. The
4 Submittal Schedule must identify all design Submittal packages up to and
5 including RFC Submittal for each buildable unit. The Submittal Schedule must
6 identify individual Submittal packages for each bridge and group of wall
7 structures. Contractor shall incorporate the review periods for each Submittal
8 package to be submitted as identified in the Submittal Schedule in the Project
9 Schedule. Contractor shall submit the Submittal Schedule to SCDOT in
10 accordance with TP Table 110-6.

11 On the first Business Day of every month, Contractor shall update the Submittal
12 Schedule to include any new Submittal anticipated, the anticipated Submittal and
13 return dates, and actual Submittal and return dates. The Submittal Schedule must
14 also indicate the disposition of the Submittal (e.g. accepted, return and resubmit,
15 etc.). Contractor shall submit the updated Submittal Schedule to SCDOT in
16 accordance with TP Table 110-6.

17 110.5.9 Design Requirements

18 Design Documents must be prepared by or under the supervision of a Registered
19 Professional Engineer of the applicable discipline. The Registered Professional
20 Engineer in charge must stamp, sign, and date all RFC Submittals and Conformed
21 Submittals.

22 Except as otherwise specified in the Contract Documents or approved by SCDOT,
23 Contractor shall develop formal Submittals of Design Documents following the
24 steps described in this TP Section 110.5.9. The primary design Submittal package
25 stages are:

- 26 A. Preliminary Design Submittal;
- 27 B. Right of Way Design Submittal;
- 28 C. Final Design Submittal;
- 29 D. RFC Submittal; and
- 30 E. Conformed RFC Submittal.

31 110.5.9.1 Plans

32 Contractor shall prepare Plans, which must include design drawings
33 specific for the Project that show the location, character, dimensions, and
34 details of the Work to be performed. Such Plans shall be prepared in
35 accordance with the requirements of the SCDOT Roadway CADD
36 Manual, the applicable Governmental Entity, Good Industry Practice, the
37 Contract Documents, and TP Attachment 100-1. Plans must include all
38 sheets required to check the design and to construct the Project.

1 Contractor shall ensure that all non-SCDOT standard drawings and details
2 are detailed on Plans. Plans must include all existing topographical
3 features, natural and man-made, surface and subsurface facilities for the
4 area included in the Project ROW and an area of at least 100 feet in width
5 adjacent to the Project ROW, and all proposed and actual changes to the
6 Planned Project ROW. If Contractor’s design requires changes to the
7 Planned Project ROW, the Submittal package must clearly indicate the
8 Project ROW changes proposed, and the Submittal package must include
9 a narrative detailing the need for the change.

10 110.5.9.2 Specifications

11 Contractor shall prepare specifications for any part of the Work that is not
12 covered by the standards and specifications referenced in the Contract
13 Documents. Contractor prepared specifications must include, but not be
14 limited to, descriptions of Work, material requirements, methods of
15 construction, and inspection and testing requirements.

16 110.5.9.3 Calculations

17 Contractor shall prepare calculations for Project Elements including, but
18 not limited to, structural Elements, final geometry, geotechnical design,
19 pavement, hydraulics, hydrology, and storm water management.
20 Contractor shall prepare calculations necessary to support the design
21 complying with the Contract Documents. Calculations shall be in a
22 format for ease of navigation, such as electronic separators and internal
23 links.

24 At the request of SCDOT or its Representative, in addition to the
25 requirements of TP Section 110.5.3, Contractor shall submit calculations
26 and/or design files, including computer aided drafting files, for review
27 with a Submittal package.

28 110.5.9.4 Preliminary Design Submittal

29 When the design for a given Element or design unit meets the criteria for
30 a preliminary, or approximately 30 percent, design Submittal set forth by
31 SCDOT or the applicable Governmental Entity, Contractor shall prepare
32 a preliminary design Submittal. The purpose of this submission is to
33 supplement or augment Contractor’s Schematic Design included in the
34 Proposal. The preliminary design Submittal must include Plans,
35 specifications, and other pertinent data needed to verify the design, as
36 applicable with each preliminary design Submittal. Contractor shall
37 submit the preliminary design Submittal to SCDOT in accordance with
38 TP Table 110-6.

110.5.9.5 Right of Way Design Submittal

When the design for a given Element or area meets the criteria for a Right of Way, or approximately 60 percent, design Submittal set forth by SCDOT or the applicable Governmental Entity, Contractor shall prepare a Right of Way design Submittal. Each Right of Way design Submittal must include Plans, specifications, and other pertinent data. The Right of Way design Submittal must also include a comment resolution form, where comments and responses are not contained within Bluebeam Studio, showing how the Right of Way design Submittal addresses the review comments generated during the previous Submittal review. Contractor shall submit the Right of Way design Submittal to SCDOT in accordance with TP Table 110-6.

110.5.9.6 Final Design Submittal

When the design for a given Element or area meets the criteria for a final, or approximately 95 percent, design Submittal set forth by SCDOT or the applicable Governmental Entity, Contractor shall prepare a final design Submittal. Each final design Submittal must include Plans, specifications, technical memorandums, reports, studies, calculations, and other pertinent data. The final design Submittal must also include a comment resolution form, where comments and responses are not contained within Bluebeam Studio, showing how the final design Submittal addresses the review comments generated during the previous Submittal reviews. Contractor shall submit the final design Submittal to SCDOT in accordance with TP Table 110-6.

110.5.9.7 RFC Submittal

When the design for an Element or area is 100% complete and all previous comments have been closed in accordance with TP Section 110.5.6.1, Contractor shall prepare a RFC Submittal. The RFC Submittal must include Plans, specifications, technical memorandums, reports, studies, calculations, and other pertinent data, as applicable with the RFC Submittal. The RFC Submittal must also include a comment resolution form, where comments and responses are not contained within Bluebeam Studio, showing how the RFC Submittal has addressed the review comments generated during the previous Submittal reviews. The engineer of record (by discipline) shall sign and seal the RFC Submittal. Contractor shall submit the RFC Submittal to SCDOT in accordance with TP Table 110-6.

SCDOT’s review of any RFC package does not constitute approval of subsequent construction and does not relieve Contractor of its responsibility to comply with the requirements of the Contract

1 Documents. Contractor shall ensure construction complies with the
2 requirements of the Contract Documents, Laws, and Governmental
3 Approvals. Contractor shall bear the risk of any required modifications to
4 the component construction due to subsequent design changes resulting
5 from further design development.

6 110.5.9.8 Conformed RFC Submittal

7 Upon completion of all Design Work, Contractor shall combine the RFC
8 packages for the entire Project into one Conformed RFC Submittal. The
9 purpose of the Conformed RFC Submittal is to create a single package of
10 the design Plans for the entire Project in order to assist with SCDOT
11 record-keeping purposes. Contractor shall organize the RFC Submittals
12 for individual Work items, components, Elements, or phases such that the
13 Conformed RFC Submittal is assembled in a manner similar to the
14 standard Construction Documents typically provided to SCDOT for
15 conventional project bidding. Contractor shall submit the Conformed
16 RFC Submittal to SCDOT in accordance with TP Table 110-6. SCDOT,
17 at its discretion, may require resubmittal of the Conformed RFC Submittal
18 or other design Submittals.

19 110.5.10 Construction Requirements

20 110.5.10.1 Shop Plans and Working Drawings

21 Contractor shall prepare and submit all shop Plans and working drawings
22 necessary to construct the Project in accordance with TP Attachment 110-
23 2 and TP Attachment 110-3. Contractor shall submit shop Plans and
24 working drawings via SCDOT’s EDMS, and must include drawings,
25 calculations, and certifications, must describe the methods of construction
26 proposed, and must adequately define and control the Work. The Lead
27 Design Engineer or Engineer of Record must review and certify shop
28 Plans and working drawings.

29 Contractor shall submit shop Plans, as defined by the Standard
30 Specifications for Highway Construction, to the Contractor’s designer for
31 review and approval. Route all approved shop Plans to SCDOT for review
32 and distribution. Provide shop plan Submittals that meet the criteria of
33 Subsection 725.1.1 of the Standard Specifications for Highway
34 Construction. After reviewing the Plans, SCDOT will either accept the
35 Plans or provide comments. If comments are provided, the Contractor’s
36 designer shall review the comments prior to resubmitting to the SCDOT
37 for further review. The Contractor’s designer shall stamp the shop Plans
38 “approved” prior to Submittal to SCDOT. SCDOT will stamp the Plans
39 as “accepted” and return to the Contractor for distribution. Do not
40 commence fabrication and construction/erection until after SCDOT

1 accepts the Plans. The responsible engineer, registered as a Professional
2 Engineer in the State of South Carolina, shall seal, sign, and date all
3 design calculations and shop Plans.

4 Submit working drawings and design calculations, as defined by the
5 Standard Specifications for Highway Construction, to the Contractor’s
6 designer for review and approval. Route all approved working drawings
7 and design calculations to the SCDOT for review and acceptance. Provide
8 working drawings and design calculation Submittals that meet the criteria
9 of Subsection 725.1.2 of the Standard Specifications for Highway
10 Construction. SCDOT will review the drawings and calculations and
11 either provide acceptance of the drawings as prepared or provide
12 comments. If comments are provided, the Contractor’s designer shall
13 review the comments prior to resubmittal to SCDOT for further review.
14 The Contractor’s designer shall stamp the working drawings and design
15 calculations “approved” prior to Submittal to SCDOT. SCDOT will stamp
16 the Plans as “accepted” and return the drawings and calculations to the
17 Contractor for distribution. Do not commence construction/erection until
18 after SCDOT accepts the drawings and calculations. The responsible
19 engineer, registered as a Professional Engineer in the State of South
20 Carolina, shall seal, sign, and date all design calculations and working
21 drawings. SCDOT will review the working drawings and design
22 calculations only to verify that the specifications have been addressed.

23 110.5.10.2 Request for Information

24 Design issues may arise in ongoing Work reflected in RFC packages.
25 Contractor may utilize the RFI process as a communication tool between
26 design and construction. RFIs may be initiated by Contractor or SCDOT.
27 Contractor-initiated RFIs must reflect the general nature, location, and
28 description of the issue; Contractor’s proposed mitigation with supporting
29 documentation of the issue; and the CQCM’s approval of such mitigation.
30 SCDOT will provide Contractor an RFI for issues identified by SCDOT.
31 SCDOT will submit SCDOT-initiated RFIs to Contractor for
32 incorporation into the RFI process.

33 When an issue or change arises, including those identified by SCDOT-
34 initiated RFIs, Contractor shall submit the RFIs to SCDOT in accordance
35 with TP Table 110-6. Contractor shall provide an independent and unique
36 numbering system for Contractor-initiated RFIs, different from SCDOT-
37 initiated RFIs or those of any other Governmental Entity. Contractor shall
38 prepare a Response to SCDOT-initiated RFIs. Contractor shall submit the
39 Response to SCDOT-initiated RFIs to SCDOT in accordance with TP
40 Table 110-6.

110.5.10.3 Design Changes

During Construction Work, adjustments to the design may be required to fit field conditions. The engineer of record for the design at the time of the design change must provide approval for any design change that occurs during construction, or design changes that occur to Design Documents, unless otherwise specifically authorized in writing by SCDOT. Design changes must undergo the same QMP checks, reviews, and certifications. Design changes must include plan sheets, specifications, technical memorandums, reports, studies, calculations, and other pertinent data, as applicable per the Submittal content required by the level of the Submittal.

Design change documentation must include confirmation of the following:

- A. The design change has been designed in accordance with the requirements of the Contract Documents, applicable Laws, and Governmental Approvals;
- B. The design change has been checked in accordance with Contractor’s PSQMP;
- C. The design change has been prepared consistently with other Elements of the original design;
- D. The design change complies with the design certification requirements as set forth in the QMP; and
- E. SCDOT comments are resolved.

Contractor shall submit the design changes to SCDOT in accordance with TP Table 110-6. Contractor shall request and schedule interim and final design reviews for all design changes made during construction or to the final Design Documents. Contractor shall document all changes made through the design change process in the As-Built Plans in accordance with TP Section 110.5.10.4.

110.5.10.4 As-Built Plans

Contractor shall prepare As-Built Plans for the Project in accordance with the SCDOT As-Built Manual. The Lead Design Engineer or engineer of record shall professionally endorse (sign and seal) the As-Built Plans, and shall certify the As-Built Plans comply with the QMP. Contractor shall submit the As-Built Plans to SCDOT in accordance with TP Table 110-6. Contractor shall:

- A. Provide a copy of the As-Built Plans in accordance with the Manual of Instruction for the Preparation of As-built Plans.

- 1 B. Provide a final copy of all electronic data as noted in As-built Manual
- 2 Section 3.4.1 and 3.4.2 which captures all changes to electronic data
- 3 since the final Plans Submittal.
- 4 C. A complete As-Built set of signing Plans, including SignCAD copies
- 5 of all layouts, shall be submitted to the SCDOT as directed by the
- 6 Director of Traffic Engineering at the conclusion of the Project.
- 7 D. Provide As-Built “red-lined” signal Plans to the District Signal Shop
- 8 after the signal Work is completed.
- 9 E. Provide As-Built load rating(s), updated as needed, with As-Built
- 10 Plans if there have been any changes to the bridge(s) that affect the
- 11 load rating. If no changes are made that affect the load rating(s),
- 12 provide a certification signed by the engineer of record stating the
- 13 original load rating(s) remain accurate for the bridge(s).
- 14 ~~F. Provide an updated Complex Bridge Independent Peer Review~~
- 15 ~~Report, if any construction changes resulted in additional peer review.~~

16 110.6 Schedule Management

17 110.6.1 General Requirements

18 Prepare for acceptance a Project Schedule. Show in the schedule the proposed
19 sequence to perform the Work and dates contemplated for starting and completing
20 all schedule activities. The scheduling of the entire Project is required and shall
21 encompass the entire contract period. The scheduling of design and construction
22 is the responsibility of the Contractor. Contractor management personnel must
23 actively participate in its development. Designers, Subcontractors, and Suppliers
24 working on the Project must also contribute to developing and maintaining an
25 accurate Project Schedule.

26 Provide a schedule that is a forward planning as well as a Project monitoring tool.
27 Use the Critical Path Method (CPM) of network calculation to generate all Project
28 Schedules. Prepare each Project Schedule using the Precedence Diagram Method
29 (PDM).

30 The Project Schedule shall be used as a quantitative basis for:

- 31 A. Monitoring and evaluating the Contractor’s progress in completing contracted
- 32 Work
- 33 B. Evaluating requests for additional contract time
- 34 C. Budgeting for construction partial payment estimates, and
- 35 D. Managing SCDOT engineering and inspection personnel

36 The Contractor’s CPM construction schedule shall represent a reasonable plan
37 for completion of the Work and be developed consistent with the contract
38 milestones and the contract maintenance of traffic plan. Critical Path activities
39 shall be identified for the duration of the Project.

1 110.6.2 Administrative Requirements

2 110.6.2.1 Software Requirements

3 Contractor shall prepare the Project Schedule using Oracle’s Primavera
4 P6. Contractor shall coordinate with the Department’s district scheduler
5 to provide an exported schedule importable into the Primavera version
6 used by the Department.

7 110.6.2.2 Primavera P6 Settings and Schedule Configurations

8 The following settings are mandatory and required in all schedule
9 submissions to SCDOT:

- 10 A. Project Planned Start is the date of NTP 1; time set to beginning of the
11 day
- 12 B. Project Must Finish By date at the Project level shall be set to the
13 current Final Completion Date; time set to the end of the day
- 14 C. Set Schedule Option for defining progressed activities to "Retained
15 Logic"; the use of Progress Override or Actual Dates calculation
16 method is not allowed
- 17 D. Calculate Start-to-Start lag from: Early Start
- 18 E. Set Schedule Option for defining Critical Activities to "Longest Path"
- 19 F. Compute Total Float as: Finish Float = Late Finish – Early Finish
- 20 G. Calendar for scheduling Relationship Lag: Predecessor Activity
21 Calendar
- 22 H. Calculations | Activities: Link Budget and At Completion for not
23 started activities
- 24 I. Calculations | Activities: Reset Remaining Duration and Units to
25 Original
- 26 J. Calculations | Resource Assignments: When updating Actual Units or
27 Cost: Subtract Actual from At Completion
- 28 K. Calculations | Resource Assignments: Uncheck “Recalculate Actual
29 Units and Cost when duration % complete changes”
- 30 L. Calculations | Resource Assignments: Link actual to date and actual
31 this period units and costs
- 32 M. Activity % Complete Types must be set to Physical % Complete
- 33 N. Activity Codes must be Project Level, not Global or EPS level
- 34 O. Activity Code descriptions (names) must include the Contract ID
35 number. This does not apply to Code Values
- 36 P. Calendars must be Project Level, not Global or Resource level
- 37 Q. Resource Dependent Type activities are not allowed
- 38 R. Suspend Dates - The use of suspended dates is prohibited. If the
39 activity is disrupted, break out into additional activities and explain in
40 the Narrative.

1 S. The use of Expected Finish Dates is not allowed.

2 110.6.2.3 Scheduler

3 The Project Schedules must be prepared and managed by a scheduler with
4 a minimum of 5-years’ experience preparing and managing a construction
5 schedule on projects of similar size and complexity.

6 110.6.3 Schedule Development

7 The Parties will use the Project Schedule for planning and monitoring the
8 progress of the Work to verify Pay Requests in accordance with Agreement
9 Article 7. The Project Schedule serves as the foundation for the Monthly Progress
10 Schedule. Contractor shall coordinate with Governmental Entities when
11 developing and maintaining the Project Schedule and shall make provisions for
12 adjacent projects and Governmental Entities comments. Contractor shall ensure
13 that the Project Schedule reflects the following information:

14 A. Activity Identification. Activities must be assigned consistent descriptions,
15 identification codes, and Project Level Activity Codes assignments that can
16 be used for sorting. Activity Code dictionaries used for filtering, grouping,
17 and sorting are: (a) subject to SCDOT’s prior consent, (b) must group
18 activities using meaningful schemes (definition and assignment) defined by
19 Contractor and SCDOT, and (c) must include, at a minimum, a lead
20 Responsibility designation for each activity. Use format: “Responsibility –
21 [contract ID number]”. Values for the Activity Code “Responsibility” shall
22 include all organizations responsible for completing any activity in the
23 schedule. If Subcontractors or vendors are unknown at the time of the
24 Baseline development, use a generic reference such as “Electrical Sub”, etc.
25 Assign the primary responsible party to each activity in the schedule. The use
26 of Global Activity Codes is not permitted.

27 Provide a unique activity description for each activity. Indicate in each
28 activity description its associated scope and location of Work (such as type of
29 Work, discipline, bridge number, station to station locations, side of highway,
30 pipe number, etc.). Also include a verb in the activity description to indicate
31 the action undertaken (such as install, place, fabricate, etc.). Each activity
32 name must contain only one type of Work (scope, discipline, or trade) and
33 only one responsible Party (Contractor, owner, Subcontractor, etc). Do not
34 use duplicate activity descriptions.

35 Where sufficient detail has not been provided in the Schedule to facilitate
36 quantitative progress of Work and reliable forecast of inspection and cost, the
37 Department will request additional activities be added. The Department will
38 not be responsible for Delays which may be caused by the Contractor’s failure

1 to include all required contract Work in the schedule, apply appropriate logic
2 and durations, or abide by the accepted schedule.

3 Cost Allocation. Allocate price and commodity quantities throughout the
4 Project activities in the Project Schedule. Accurately reflect Contractor’s cost
5 allocation for each Project activity. All Work must be represented by cost
6 resource-loaded Project activities. Contractor shall not artificially inflate,
7 imbalance, or front-load line items in the Project Schedules. The price of each
8 Project activity must be all-inclusive and include all direct and indirect costs,
9 overhead, risks, and profit.

10 Milestones. Contractor shall separately identify each Project milestone,
11 conforming to the scheduling requirements set forth in the Contract
12 Documents. At a minimum, the following milestones shall be included in the
13 Schedule:

- 14 1. NTP 1
- 15 2. NTP 2
- 16 3. Interim Contractual Completion Dates
- 17 4. All Proposal Commitments
- 18 5. Start and Finish of Traffic Control Phases
- 19 6. On-site construction crew mobilization
- 20 7. Start of paving
- 21 8. Start of construction of each Element within 100’ of Railroad Right of
22 Way
- 23 9. Substantial Completion
- 24 10. Final Completion

25 B. Activity Information. Contractor shall divide the Work into activities with
26 appropriate logic ties to show Contractor’s overall approach to the planning,
27 scheduling, and execution of the Work. Contractor shall base duration and
28 logical relationships of the Project activities on the actual duration and
29 relationships anticipated. Each activity must have an original duration not
30 exceeding 20 Business Days. Where necessary to meet the original duration
31 max limit of 20 Business Days, subdivide activities appropriately. Activities
32 such as design Submittal preparation and reviews, permitting efforts, long-
33 lead material or equipment fabrication and delivery, and cure periods may
34 contain original durations that exceed 20 Business Days on condition that
35 sufficient justification is provided. All durations are subject to the acceptance
36 of SCDOT.

37 C. WBS. Include a well-defined Work Breakdown Structure (WBS) that clearly
38 communicates Project organization and approach to Work. WBS for the
39 construction activities shall be consistent with the phasing and staging shown
40 in the Contract Documents. Each activity must be assigned to an appropriate

- 1 WBS. Provide the preliminary WBS to the Department for review and
2 acceptance prior to the Baseline Schedule Submittal.
- 3 D. Constraints. Contractor shall not use calendar dates or constraints to logically
4 begin or complete any Project activity unless calendar dates are shown in the
5 Technical Provisions or other relevant Contract Documents. The use of Zero
6 Float Constraints such as Start On or Finish On constraints are not allowed.
7 The Project Schedule must not contain unspecified milestones, constraints,
8 Float suppression techniques, or use of Project activity durations, logic ties,
9 and/or sequences deemed unreasonable in whole or in part by SCDOT.
- 10 E. Design and Permit Activities. Include design and permit activities with the
11 necessary conferences and follow-up actions and design package submission
12 dates. Include the design schedule in the Project Schedule, showing the
13 sequence of events involved in carrying out the Project design tasks within
14 the specific contract period. Provide at a detailed level of scheduling
15 sufficient to identify all major design tasks, including those that control the
16 flow of Work. Also include review and correction periods associated with
17 each item. Submittal review activities must be separate and not included in
18 the durations of the Submittal preparation activities.
- 19 F. Procurement Activities. Include activities associated with the required
20 construction Submittals and their approvals, procurement, fabrication,
21 including delivery of long lead materials, equipment, fabricated assemblies,
22 and supplies. Long lead procurement activities are those with an anticipated
23 procurement sequence of over 60 calendar days. Provide sufficient detail in
24 the Submittal activities if packages are planned or anticipated to be submitted
25 in multiple packages.
- 26 G. SCDOT Activities. Include SCDOT and other agency activities that could
27 impact progress. These activities include, but are not limited to approvals,
28 acceptance, design reviews, environmental permit approvals by State
29 regulators, inspections, ROW acquisitions, and Notice(s) to Proceed for
30 phasing requirements, etc. Provide justification if schedule shows a
31 Departmental activity on the Critical Path.
- 32 H. Structures Activities. Include activities to represent all bridges, box culverts,
33 retaining walls, sign structures, etc.
- 34 I. Specialty Activities. Include activities to represent all lighting, signalization,
35 ITS, roadway signs, guardrail, pavement markings, handrails, landscaping,
36 etc.
- 37 J. MOT Activities. Include maintenance of traffic (MOT) activities, including
38 Start and Finish milestones of any Stages, Phases or other specific events that
39 are included in the Traffic Control Plans. Include activities to represent major
40 traffic shifts into or out of major phases.
- 41 K. Utility Installation and Relocations. Include utility Work noted in the
42 Contract Documents, discovered during field review, and included in the
43 design Plans. Where utility durations are unknown, the Contractor shall
44 provide a reasonable estimate of duration. Utility durations are subject to

1 concurrence by the utility provided and SCDOT. Include the Utility facility
2 number within the Activity Description.

3 L. Physical Access Activities. Incorporate physical access and availability
4 restraints, where applicable, as schedule activities and assign appropriate
5 logic to the affected proposed Work. These can be configured as milestones
6 at Contractor’s option.

7 M. Progress and Data Dates. The initial baseline Construction Schedule shall
8 have a Data Date equal to the NTP1 date (time set to the beginning of the day)
9 and not include any Work progress.

10 Monthly schedule updates shall have a Data Date set to the most recent
11 estimate period end date (time set to the end of the day). Contractor shall
12 show actual progress and not calculated progress in the Monthly Progress
13 Schedule Updates. Contractor shall incorporate minor logic changes and
14 other Work changes into the Monthly Project Schedule update. Each Monthly
15 Project Schedule update Submittal must clearly and individually define the
16 progression of the Work within the applicable timeframe by using separate
17 Project activities.

18 N. Resources & Cost Accounts. Contractor shall resource-load the Project
19 Schedule with crew, material, and revenue resources. Cost Accounts shall be
20 assigned to each revenue resource assigned to any activity.

21 1. All Resource codes shall begin with the Contract ID Number. Submit the
22 Resource Code Dictionary to SCDOT for acceptance prior to the
23 Submittal of the Project Baseline Schedule.

24 2. All design related activities shall include revenue resource which depicts
25 the SCDOT’s cost for each activity. The total Budgeted Cost shall equal
26 the contract amount.

27 3. Do not load costs into design review activities.

28 4. All construction activities shall include crew (labor) and material
29 resources as well as the revenue resource loading.

30 5. Material resource quantities shall be assigned based on the quantity
31 associated with the construction activity, or estimated effort in-place
32 quantity.

33 6. A list of all crew and material resources used in the schedule shall be
34 provided in the narrative once determined. Typical crew composition
35 detailing number and skill (trade) of labor shall also be provided for each
36 of the crew resources. Crew composition may be provided as an
37 attachment to the narrative.

38 7. Typical crew composition may be based on averages and may vary in the
39 field.

40 8. All Resources shall be grouped in a Project resource structure
41 (dictionary). This structure shall begin with the Project’s specific contract
42 ID followed by the Project Name. Individual resources shall be shown as

- 1 a sublevel to the main resource level and shall include an appropriate
2 description.
- 3 9. The Max Units/Time for each crew (labor) resource must represent the
4 maximum hours per day allowable based on the number of planned crews
5 of that type.
- 6 10. Each revenue resource in each activity shall be assigned an appropriate
7 cost account. Cost account names shall be grouped in a Project Cost
8 Account structure (dictionary). The structure's highest level shall begin
9 with the Project's specific contract ID and Project name. Individual cost
10 account names shall be shown as a sublevel to the primary level and
11 include individual cost account names that begin with the Project's
12 specific contract ID followed by the individual Schedule of Values bid
13 item number. Assign an appropriate description to each cost account that
14 aligns with the Schedule of Values. The total budgeted cost for each cost
15 account shall be equal to the bid total for that bid item in the Contract.
- 16 11. Update crew resource loading as necessary in the Monthly Progress
17 Schedule once RFC Plans are issued.

18 O. Calendars. Clearly define calendars.

- 19 1. All calendars assigned to the Project Schedule activities must be
20 configured as Project level calendars. Do not use global calendars or a
21 calendar which inherits Holidays or exceptions from a global calendar.
- 22 2. Include calendars that adequately represent non-workdays associated with
23 limitations (such as paving, utilities, landscape, etc.).
- 24 3. Include Department Holidays as non-workdays.
- 25 4. Account for expected weather impacts. Weather and seasonal conditions
26 shall be appropriately accounted for in the Project Schedule within
27 project-level custom calendars, incorporating NOAA historical weather
28 information using a minimum average of 10 years for the Project area.
29 Use custom calendars to show weather, seasonal conditions, or seasonal
30 shutdowns. Expected weather impacts shall not be accounted for in both
31 seasonal calendars and activity durations. Excessive non-work periods for
32 weather days are considered float suppression and is not allowed.
- 33 5. Include a seven-day calendar to be utilized for cure, settlement, and other
34 activities as appropriate.
- 35 6. Assign calendars appropriately and consistently among similar activity
36 types.
- 37 7. Calendar configurations and assignments, as shown in the Project
38 Baseline Schedule, shall not be changed without prior justification by
39 Contractor and approval by SCDOT.

- 40 P. Open Ended Logic. Only two open ended activities are allowed: the first
41 schedule activity "NTP 1" may have no predecessor logic, and the last
42 schedule activity "-Final Completion" may have no successor logic. All other

1 activities must be tied into the logic network appropriately. Each activity must
2 contain a finish type of successor except for start milestones.

3 Q. Prohibited Logic Relationships: Start-to-Finish logic ties and the use of leads
4 (negative lags) are prohibited. Do not use lag in lieu of an activity or a portion
5 of an activity’s duration. All lags are subject to SCDOT acceptance.

6 R. Once the CPM Baseline Schedule has been accepted, activities shall not be
7 deleted from the schedule. If scope or an activity no longer applies, close the
8 activity using the following process:

- 9 1. Apply actual start and finish dates (if applicable)
- 10 2. Remove activity’s successor logic
- 11 3. Add a Finish-to-Start successor relating this activity the Substantial
12 Completion milestone
- 13 4. Finalize any cost loading (redistribute budgets where necessary)
- 14 5. Add note on activity explaining reason for closing the activity and add the
15 word “DELETED” to the beginning of the activity description
- 16 6. Position the activity in a WBS element titled “Deleted Activities”
- 17 7. Include an explanation in the narrative for this action and describe if this
18 change altered the Critical Path in any way

19 110.6.4 Float

20 A. Float available in the schedule may not be considered for the exclusive use of
21 either SCDOT or the Contractor including activity and/or Project Float. Float
22 may be used by either Party on a first-come-first-served basis. Activity Total
23 Float is the number of Business Days that an activity can be delayed without
24 causing a Delay to the "Final Completion" finish milestone. Project Total
25 Float is the number of Business Days between the projected early finish and
26 the contract completion date.

27 B. Contractor shall not utilize (1) Float suppression techniques in the Schedule,
28 or (2) inclusion of activities or constraints in a path or chain leading to a
29 Project milestone which are unrelated to the Work as stated and specified in
30 the Contract Documents, or (3) activity durations or sequences deemed by
31 SCDOT to be unreasonable in whole or in part.

32 C. Preferential sequencing (i.e., whereby activities that could be performed
33 concurrently and are established in the Project Schedule as sequential simply
34 to consume Float) and/or indicating artificial activity durations (i.e., inflating
35 activities in the schedule to consume Float and influence the Critical Path) are
36 unacceptable. Sequestering of Float is cause for rejection of Contractor’s
37 schedule Submittal. In the event that Float sequestering is identified,
38 Contractor shall revise the schedule appropriately.

39 D. SCDOT will consider extensions of time for performance of the Work
40 required under the Agreement only to the extent that the equitable time
41 adjustment for activities affected by any condition or event which entitles
42 Contractor to a time extension exceed the Total Float along the path of the

1 activities affected at the time Notice to Proceed was issued for the condition
2 or event.

- 3 E. If Contractor is delayed in performing the Work, Contractor shall absorb any
4 related Delay, disruption, interference, hindrance, extension, or acceleration
5 costs, however caused, except as otherwise provided in Agreement Article
6 14. Both SCDOT and the Contractor may use available positive Float, if any,
7 to absorb Project Delays. Contractor shall include a description of the cause
8 of Delay, the projected amount of Float to be used, and the revised Monthly
9 Progress Schedule showing the use of the Float in the Monthly Progress
10 Report. Contractor shall work cooperatively with SCDOT, other contractors,
11 and third parties to identify and implement, to the maximum extent possible,
12 no-cost measures to recover all schedule Delays, regardless of the cause of
13 the Delays. One example of such measures is no-cost re-sequencing of Work
14 activities.

15 110.6.5 Early Completion Schedule and the Right to Finish Early

16 An early completion Schedule is a Project Schedule that indicates all scope of the
17 required contract Work will be completed before the contractually required
18 completion date.

- 19 A. No Project Schedule indicating an early completion will be accepted without
20 being fully resource-loaded (including crew sizes and manhours) and SCDOT
21 agreeing that the schedule is reasonable and achievable. The acceptance of
22 an early completion Schedule is at the sole discretion of the Department.
- 23 B. SCDOT is under no obligation to accelerate Work items it is responsible for
24 to ensure that the early completion is met nor is it responsible to modify
25 incremental funding (if applicable) for the Project to meet the Contractor's
26 accelerated Work. The Department will not be liable in any way for
27 Contractor's failure to complete the Project prior to the specified Contract
28 Completion Date. In the absence of a contract change order adjusting the
29 Contract Completion Date to the earlier anticipated completion date, any
30 positive Float developed between an Early Completion Date and the contract
31 completion date will be considered a shared commodity, not for the exclusive
32 use or benefit of either Party.
- 33 C. No extended overhead will be paid for Delay prior to the original contract
34 completion date for an early completion Project Schedule. Any additional
35 cost, including extended overhead incurred between Contractor's scheduled
36 early completion date and the allowable contract completion date shall be the
37 responsibility of the Contractor. Where the Contractor elects to not utilize all
38 available contract time in the baseline schedule submission, future Delays
39 against the time not used will not entitle Contractor to any additional time or
40 compensation.

- D. Any schedule showing an early completion date must show the time between the scheduled completion date(s) and the applicable contractual completion deadline(s) as Float.

110.6.6 Schedule Submission Process

110.6.6.1 Schedule Submission Process Administrative Requirements

Contractor shall use the schedule Submittal process outlined in this Section 110.6.6 of the Technical Provisions for the preparation and Submittal of all Project Schedules provided by Contractor to SCDOT for review and comment, unless otherwise specified in the Contract Documents. For each Project Schedule Submittal, Contractor shall provide the following:

- A. Electronic version of the schedule in both native XER (including activity data, logic, and coding) and PDF formats. When submitting schedules to SCDOT, the Contractor shall assign file names to each schedule file (Baseline and Updates) according to the convention in TP Table 110-5 (dates are YYMMDD):

TP Table 110-5: Schedule File Naming

Type of Schedule Submitted:	Baseline	Update	As-Built	Revised Baseline	Recovery Schedule
File Name Convention:	[Contract ID]b[Data Date]	[Contract ID]u[Data Date]	[Contract ID]ab[Data Date]	[Contract ID]rb[Data Date]	[Contract ID]rc[Data Date]
File Name Example:	3282571b210531	3282571u210531	3282571ab210531	3282571rb210531	3282571rc210531

- B. Schedule narrative in accordance with TP Section 110.6.7.
- C. Look-Ahead Schedule in accordance with TP Section 110.6.14.
- D. Recovery Schedule, as needed, in accordance with TP Section 110.6.13.
- E. Schedule Delay Analysis, as needed, in accordance with TP Section 110.6.16.

110.6.6.2 Schedule Submission Review Process

The Project Schedule Submittal must progress with the following steps:

- A. Contractor shall submit Project Schedules for review and acceptance by SCDOT.

- 1 B. SCDOT will review the schedule Submittal and will endeavor to
- 2 return it with or without comments within 20 Business Days for
- 3 baselines and 10 Business Days for updates, not including Holidays.
- 4 C. Contractor shall address all SCDOT comments and revise the Project
- 5 Schedule, as necessary.
- 6 D. Contractor shall provide a revised schedule within 10 Business Days,
- 7 as necessary.

8 110.6.6.3 SCDOT’s Review and Comment on a Project Schedule

9 SCDOT’s review of and comment on a Project Schedule does not do the
10 following:

- 11 A. Imply approval of any particular construction methods or relieve
- 12 Contractor of its responsibility to provide sufficient materials,
- 13 equipment, and labor to complete the Project in accordance with the
- 14 Contract Documents and Project Schedule.
- 15 B. Attest to the validity of assumptions, activities, relationships,
- 16 sequences, resource allocations, production rates, or any other aspect
- 17 of the Project Schedule.
- 18 C. Imply Contractor is entitled to any supplemental agreement extending
- 19 the completion deadline or adjusting the price.
- 20 D. Relieve Contractor from compliance with the requirements of the
- 21 Contract Documents or result in the approval of any variation from
- 22 the Contract Documents.
- 23 E. The Department’s review and acceptance of the Schedule and
- 24 progress updates does not preclude a later review of any previously
- 25 submitted Schedule. If upon later review the Department discovers
- 26 an issue of non-compliance with the Specifications or a discrepancy
- 27 in the Schedule, the Department reserves the right to request a revised
- 28 schedule per these Specifications.

29 Failure to include any Element of Work required by the Contract
30 Documents in the Project Schedule does not release or relieve Contractor
31 from responsibility to perform such Work.

32 110.6.7 Schedule Narrative

33 At each Project Schedule Submittal, Contractor shall prepare and submit a stand-
34 alone schedule narrative with sufficient detail to explain the basis of the submitted
35 Project Schedule to SCDOT. The schedule narrative must describe the activities,
36 including how the activities interrelate. Contractor shall ensure that the schedule
37 narrative includes the following information:

- 1 A. Title page stating the contract number, Project number, Project name,
2 Contractor name, date of Submittal, schedule file Project ID, schedule version
3 (BL01, UP01, etc.), and the current data date.
- 4 B. Provide a summary which includes the current contract completion date, the
5 current contract amount, the sum of actual earnings as of the current data date,
6 the current scheduled early finish date as shown in the CPM, and the current
7 total Float value.
- 8 C. Include an Earned Value Analysis summary with the following metrics:
- 9 D. The Planned Value (PV) in accordance with the accepted Baseline Schedule
- 10 E. Earned Value (EV) which must not include EV of any “deleted” activities
- 11 F. Schedule Performance Index (SPI) [Earned Value / Planned Value]
- 12 G. Schedule Variance (SV) [Earned Value - Planned Value]
- 13 H. Schedule Variance Index (SVI) (Earned Value - Planned Value) / Planned
14 Value
- 15 I. Briefly describe how the schedule is organized.
- 16 J. Identify schedule settings used such as the scheduling methodology, Earned
17 Value calculation settings, and the Project / Activity default settings.
- 18 K. Provide full descriptions of all abbreviations or acronyms used in the narrative
19 and schedule files.
- 20 L. Describe the use of intelligent activity ID numbers.
- 21 M. Provide the justification for any activity with a duration exceeding 20
22 Business Days.
- 23 N. Provide a comprehensive list of and justification for any constraints used.
- 24 O. Describe calendars used in the Schedule, assignment methodology, and
25 details of the typical work and non-work exceptions per calendar such as
26 Holidays, winter shut-downs, and weekends.
- 27 P. Include Contractor’s approach used to apply relationships between activities,
28 including a list of activity relationships with lags and the justification for the
29 use of each lag (e.g., all ties are based on physical relationships between Work
30 activities [such as “rebar must be placed before concrete is placed”] or
31 relationships are used to show limited resources [such as “bridge two follows
32 bridge one” because Contractor is utilizing only one bridge crew]);
- 33 Q. Include as applicable:
 - 34 1. Contractor’s Site management plan (e.g., lay down, staging, traffic, and
35 parking)
 - 36 2. The use of construction equipment and resources
 - 37 3. Estimated planned daily production rates, per scope of Work, per crew
 - 38 4. Basis and assumptions for schedule development, activity durations and
39 logic
 - 40 5. Compliance with winter weather requirements
 - 41 6. Any shifts, non-Business Days, and seasonal calendars applied to the
42 activities
 - 43 7. The philosophy supporting the approach to the Work outlined in the
44 submitted Project Schedule

- 1 8. The reasons for the sequencing of Work, including a description of any
- 2 limited resources, potential conflicts, and other salient items that may
- 3 affect the schedule and how they may be resolved
- 4 9. Description of changes in resources to be used on remaining Work

- 5 R. Include the objectives for the next 30 days.
- 6 S. Describe each Critical Path. Provide a comparison of early dates and late
- 7 dates.
- 8 T. For all Schedule update Submittals, the Schedule Narrative must indicate if
- 9 the Project is on schedule, ahead of schedule, or behind schedule and recap
- 10 progress and days gained or lost versus the previous Progress Schedule,
- 11 problems and Delays that have been experienced to date, the party responsible
- 12 for the problems or Delays, and Contractor’s plan to resolve the problems or
- 13 bring the delayed activities back on schedule, potential problems that may be
- 14 encountered during the next period and the proposed solutions (identify all
- 15 potential problems and explain what action SCDOT needs to take and the date
- 16 by which the action needs to be taken to avoid the problem).
- 17 U. Describe changes in resources to be used on remaining Work.
- 18 V. Each Schedule update narrative must describe if the Critical Path has changed
- 19 and the factors that caused the change.
- 20 W. Each Schedule update narrative must itemize and explain the reasons for
- 21 making all non-progress changes to the schedule from the previous update,
- 22 including any associated impacts of such changes to the Critical Path and/or
- 23 overall status of the Project. These non-progress changes include, but are not
- 24 limited to:
 - 25 1. Added activities
 - 26 2. Adjustments to activity original durations
 - 27 3. Changes in logic between activities
 - 28 4. Changes to constraints
 - 29 5. Changes to the Project calendars, including activity assignments
 - 30 6. Changes to activity budgets
 - 31 7. Changes to activity descriptions
 - 32 8. Major changes to the WBS structure
 - 33 9. Changes in previously reported actual starts and finish dates

- 34 X. Describe any challenges that may arise associated with Critical Path
- 35 activities.
- 36 Y. Include a milestone matrix comparing the contractual milestones and
- 37 commitments with the Baseline Schedule milestones, and subsequent
- 38 Monthly Progress Schedule update milestones.
- 39 Z. Address all previous schedule review comments.

40 110.6.8 Schedule Deliverable Requirements

1 Contractor shall prepare and maintain the Project Schedule, which consists of the
2 following:

- 3 A. Project Baseline Schedule
- 4 B. Monthly Progress Schedule
- 5 C. Recovery Schedule (as needed)

6 Contractor shall also prepare and maintain the following schedules:

- 7 D. Look-Ahead Schedule
- 8 E. As-Built Schedule

9 110.6.9 Project Baseline Schedule

10 Prior to issuance of NTP 2, Contractor shall submit a Project Baseline Schedule
11 to SCDOT for acceptance in SCDOT’s good faith discretion. Contractor shall
12 use the preliminary Project Baseline Schedule submitted with the Proposal as a
13 foundation to prepare the Project Baseline Schedule. The Project Baseline
14 Schedule must clearly define the prosecution of the Work from issuance of NTP
15 1 to Final Completion by using the separate Critical Path method (CPM) activities
16 including but not limited to: design; Project ROW activities, Environmental
17 Commitments, and mitigation activities; construction; testing; permitting;
18 Submittal preparation, reviews, resubmissions, and concurrence; material and
19 equipment deliveries; interfaces with other contractors; required Utility
20 relocations; final inspection; Punch List; milestones, Substantial Completion; and
21 Final Completion. Contractor shall detail CPM activities and logic ties in the
22 Project Baseline Schedule as necessary to show Contractor’s Work sequencing
23 and separately define all requisite SCDOT tasks. For each activity in the Project
24 Baseline Schedule, Contractor shall indicate the duration, in days, required to
25 perform the activity and the anticipated beginning and completion date of each
26 activity. The Project Baseline Schedule must indicate the sequence of performing
27 each activity and the logical dependencies and interrelationships among the
28 activities.

29 The Project Baseline Schedule must include a listing of all Submittals as called
30 out in the Contract Documents. This includes design and construction Submittals.
31 Submittal review activities must be separate and not included in the duration of
32 the Submittal preparation activities. Resubmittal and additional review activities
33 must be added to the schedule as required during the monthly updates when
34 multiple iterations are required. The Submittal Schedule within the Project
35 Baseline Schedule must reflect the sequence and approach the Contractor intends
36 on following during the design and construction Submittal process. Submittal
37 packages (design or construction) shall not be combined in the Project Baseline
38 Schedule. Each Submittal package must be followed by an appropriate review
39 activity with the appropriate review period as specified within the Contract

1 Documents. The design Submittal iteration sequence for a single design Submittal
2 package shall include:

- 3 A. Prepare & Submit [specified package]
- 4 B. Initial review [specified package]
- 5 C. Respond to Comments [specified package]
- 6 D. Status Comments [specified package]
- 7 E. Submit Responses [specified package]
- 8 F. Update Statuses / Closeout Comments [specified package]

9 The added activities to represent additional Submittal iterations of any package
10 must include the iteration number within the activity ID and activity description.
11 Actualized dates for each step in each sequence (activity) must be accurate.

12 Contractor shall use the Project Baseline Schedule to coordinate all activities on
13 the Project, including those with other entities, such as Subcontractors, vendors
14 and Suppliers, Utility companies, Governmental Entities, and SCDOT.

15 Contractor shall also use the Project Baseline Schedule as the basis for Monthly
16 Progress Schedule Submittals. The completion/acceptance of the Project
17 Baseline Schedule is a condition to commencement of any Design & Construction
18 Work.

19 A Revised Project Baseline will only be considered when significant changes in
20 contract scope, changes in SCDOT priorities, Delays beyond the control of the
21 Contractor occur, or issuance of major RFC Plans. If a baseline revision is
22 needed, the Contractor shall provide a request, in writing, to SCDOT.

23 110.6.10 Monthly Progress Schedule

24 Within 10 Business Days of the pay estimate period end date / Data Date,
25 Contractor shall submit the Monthly Progress Schedule to SCDOT for acceptance
26 in SCDOT’s good faith discretion. Contractor shall prepare a Monthly Progress
27 Schedule that updates the Project Baseline Schedule during the design and
28 construction period, commencing after issuance of NTP 2, until the closing for
29 Final Payment for the Work associated with NTP 2. The Monthly Progress
30 Schedule must reflect progress up through the closing date, forecast finish for in-
31 progress activities, and re-forecast early dates for activities planned in the next
32 update period. The Monthly Progress Schedules must include the following:

- 33 A. Actual start and finish dates for completed activities
- 34 B. Actual start dates, percentage complete, and remaining duration for activities
35 in progress
- 36 C. All proposed activities, logic, and restraint date revisions required to:
 - 37 1. Implement changes in the Work

- 1 2. Detail all impacts on preexisting activities, sequences, and restraint dates
- 2 3. Reflect Contractor’s current approach for completion of remaining Work
- 3 4. Incorporate any Delays that have been negotiated between SCDOT and
- 4 Contractor
- 5 5. Include any approved Change Orders

- 6 D. Planned start and finish dates for future activities
- 7 E. Progress for the current invoice Submittal for Project activities
- 8 F. Application of actual units and costs for each completed or in-progress
- 9 activity

10 Do not apply actual start dates to activities that have not substantially started to a
11 point where progress (% complete) can be increased. All activities that reflect
12 100% complete must also have an accurate actual finish date applied. Punch List
13 Work on any activity shall not preclude application of an actual finish date. Do
14 not apply actual units or cost greater than zero (0) for any not-started activity.

15 If Work is performed out of sequence, Contractor shall implement logic changes
16 to allow the out-of-logic sequence Work to proceed in the network. Contractor
17 shall document and justify these changes, which must be highlighted or identified,
18 in any Monthly Progress Schedule, updated narrative, and corresponding
19 Monthly Progress Report. All significant changes in the sequence of construction
20 that deviates from the accepted Baseline Schedule must first be approved by
21 SCDOT and submitted as a Schedule Revision.

22 Once the Monthly Progress Schedule is accepted by SCDOT, Contractor shall
23 use the Monthly Progress Schedule as the basis for the next Monthly Progress
24 Schedule. All changes made in schedule updates or revisions must be documented
25 in the Narrative along with reasons for the change. All changes are subject to
26 acceptance by SCDOT. SCDOT has no obligation to approve payment of an
27 invoice until SCDOT receives an acceptable Monthly Progress Schedule and all
28 other conditions for acceptance have been satisfied.

29 110.6.10.1 Contract Schedule Performance Evaluation

- 30 A. The Contractor shall update actual completed quantities and physical
- 31 percent complete (% of Work complete for the activity) for all
- 32 activities impacted during the most recent estimate period. Budgeted
- 33 cost of Work performed (Earned Value EV) and budgeted cost of
- 34 Work planned (Planned Value PV) from the accepted Baseline
- 35 schedule are used to determine Project performance using Schedule
- 36 Variance Index (SVI) where $SVI = (EV - PV) / PV$. The Planned Value
- 37 shall be based on cumulative expected earnings according to the early
- 38 calendar of the accepted Baseline schedule.

- 1 B. Where the SVI at the end of any reporting period is greater than or
2 equal to -0.10, SCDOT shall continue to monitor payouts, completion
3 of Critical Path activities, and the forecasted completion of Project
4 milestones. If at any time, SCDOT believes progress reported is in
5 error or the forecast for completion of Project milestones is not
6 reasonably presented and realistic, SCDOT reserves the right to
7 initiate the Issue Resolution Ladder Process per Agreement Section
8 212.2.1.1.
- 9 C. Where the SVI at the end of any reporting period is less than -0.10
10 (which is considered to be falling behind schedule):
- 11 1. First occurrence: See Schedule narrative requirements for
12 applicable action.
13 2. Second occurrence:
- 14 a) See Schedule narrative requirements for applicable action.
15 b) Initiate Issue Resolution Ladder Process per Agreement
16 Section 212.2.1.1.
- 17 D. Where any schedule update Submittal reflects the Project Completion
18 date is beyond the current Contract Completion Date, or the planned
19 completion of any contractual milestone or commitment date exceeds
20 the Contract or commitment by 1 – 29 calendar days:
- 21 1. First occurrence: See Schedule narrative requirements for
22 applicable action.
23 2. Second occurrence:
- 24 a) See Schedule narrative requirements for applicable action.
25 b) Initiate Issue Resolution Ladder Process per Agreement
26 Section 212.2.1.1.
- 27 E. ~~Where any schedule update Submittal reflects the Project Completion~~
28 ~~date is beyond the current Contract Completion Date, or the planned~~
29 ~~completion of other contractual milestone or commitment date~~
30 ~~exceeds the Contract or commitment by 30 calendar days or~~
31 ~~more~~When the criteria for a Recovery Schedule in TP Section
32 110.6.13 are satisfied:
- 33 1. First occurrence: Follow Recovery Schedule requirements per
34 Article 7.9 of the Agreement Section 7.11 and TP Section
35 110.6.13.
36 2. Second Consecutive Occurrence:

- a) Follow Recovery Schedule requirements per ~~Article 7.9 of the Agreement Section 7.11~~ and ~~TP Section 110.6.13~~.
- b) Initiate Issue Resolution Ladder Process per Agreement Section 212.2.1.1.

110.6.11 Monthly Progress Report

Contractor shall provide additional, separate, filtered reports of the Project activities and Work Elements based on the Monthly Progress Schedule with the Monthly Progress Report, including the following:

- A. Description of coordination with Utility Companies and accomplishing Utility Work
- B. Bar chart schedule sorted by Elements, indicating the physical status of all activities as of date of the update
- C. Graphical report, which compares Contractor’s progress to planned progress by Elements
- D. Design Document Submittals for the forthcoming period
- E. Tabular report listing all activities with 20 workdays or less Float
- F. 60-day look ahead report specifically identifying all of SCDOT and Governmental Approvals required
- G. Critical items graphical report for each Critical Path sorted by activity early start date
- H. Monthly cash flow and expenditure curves by WBS
- I. Discussion of actions/corrections to be taken to achieve Project Baseline Schedule milestones
- J. Reporting of noncompliance events from the previous month
- K. Bar chart including activities that should have started or finished but failed to do so in the previous reporting period
- L. Tabular report listing: Activity ID, Activity Name, Responsible Party, Longest Path, Original Duration, Remaining Duration, Actual Duration, At Completion Duration, Physical % Complete, Start, Finish, Late Start, Late Finish, Free Float, Total Float, BL Project Start, BL Project Finish, Variance – BL Project Finish Date, Calendar
- M. Tabular report listing: Activity ID, Activity Name, Original Duration, Remaining Duration, Phys % Complete, Start, Finish, Budgeted Total Cost, Planned Value Cost, Earned Value Cost, Actual Total Cost, Remaining Total Cost, Schedule Performance Index, Schedule Variance, Schedule Variance Index
- N. Notebook entry report in PDF format for any Project level, WBS level, or activity level entries

All changes made in the schedule updates or revisions are subject to acceptance by SCDOT.

1 Contractor shall submit the Monthly Progress Report to SCDOT together with
2 the Monthly Schedule update. Ensure the applicable reports provided align with,
3 and are generated from, the same native XER file submitted in the Monthly
4 Schedule update package.

5 The Contractor shall present the most current schedule at progress meetings to
6 discuss any issues and upcoming events. When requested by SCDOT, the
7 Contractor shall attend meetings to specifically discuss issues about the schedule.

8 110.6.12 Baseline Schedule Revision

9 A Revised Baseline schedule will be considered when significant changes in
10 contract scope, changes in SCDOT priorities, or Delays beyond the control of the
11 Contractor occur. A revised Baseline schedule will also be considered when
12 significant or major RFC Plans have been issued.

13 If a Baseline change is needed, the Contractor shall provide a request, in writing,
14 to SCDOT with the following information:

15 A. An electronic copy of the proposed revised baseline schedule Narrative
16 which also include rationale warranting a new revised baseline.

17
18 The revised Baseline shall be prepared and submitted in accordance with
19 scheduling and narrative requirements contained in TP Section 110.6. A decision
20 for acceptance of a revised baseline will be made by the SCDOT within 20
21 Business Days of receipt.

22 110.6.13 Recovery Schedule

23 Unless otherwise directed in writing by SCDOT, ~~if at any time that is thirty-six~~
24 ~~(36) months prior to the Substantial Completion Deadline, if SCDOT's review of~~
25 ~~the Monthly Progress Schedule indicates a late completion of the Work or should~~
26 ~~Critical Path items shown on the Monthly Progress Schedule Submittal the~~
27 ~~Substantial Completion Deadline will slip by 3060 or more calendar days beyond~~
28 ~~any milestone, regardless of assumed causation,~~ Contractor shall prepare a
29 Recovery Schedule which displays how Contractor intends to reschedule those
30 activities to regain compliance with the milestones and the Agreement. All costs
31 incurred by Contractor in preparing, implementing, and achieving the Recovery
32 Schedule shall be borne by Contractor and shall not result in a change to the
33 Contract Price. Whenever a Recovery Schedule is required, Contractor shall
34 provide the following information:

35 A. Transmittal letter

36 B. Time-scaled network diagram

37 C. Electronic copy of the P6 XER file used for the proposed Recovery Schedule,
38 and

1 D. Narrative describing any proposed changes to the Project Schedule, in detail,
2 with justification for the changes, including the following:

- 3 1. Changes to activity original durations
- 4 2. Changes to activity relationships and/or schedule logic
- 5 3. Cause of schedule slippage and actions taken to recover the schedule
6 within the shortest reasonable time (e.g., hiring of additional labor, use of
7 additional construction equipment, and expediting of deliveries)
- 8 4. Identification of activities that have been added, deleted, or modified,
9 and/or
- 10 5. Changes to the Project Schedule’s Critical Path.
- 11 6. The Recovery Schedule shall be prepared and submitted in accordance
12 with the scheduling requirements contained in TP Section 110.6.

13 Within 10 Business Days of receipt of SCDOT’s written direction, ~~or when any~~
14 ~~Critical Path item slips by 30 Calendar Days or more,~~ Contractor shall submit the
15 Recovery Schedule to SCDOT for acceptance in SCDOT’s good faith discretion.
16 Contractor shall not be required to prepare a Recovery Schedule if Contractor
17 requests ~~and demonstrates,~~ in writing, entitlement to an extension of the design
18 and/or construction period, due to Relief Event Delay(s), ~~and SCDOT concurs~~
19 ~~schedule recovery is not required at that time.~~

20 SCDOT will provide comments or acceptance within 10 Business Days of receipt
21 of the Recovery Schedule. Within 5 Business Days after any rejection by SCDOT
22 of the Recovery Schedule, Contractor shall resubmit a revised Recovery Schedule
23 ~~incorporating~~ addressing SCDOT’s comments. ~~If the Recovery Schedule is still~~
24 ~~not acceptable to SCDOT and not resolved within 10 Business Days, then~~
25 ~~SCDOT will have the right to withhold 5% of progress payments until~~ SCDOT
26 has approved such Recovery Schedule. When SCDOT accepts Contractor’s
27 Recovery Schedule, Contractor shall, within 5 Business Days after SCDOT’s
28 acceptance, incorporate such schedule in the updated Project Schedule, deliver
29 the same to SCDOT, and proceed in accordance with the accepted Recovery
30 Schedule.

31 110.6.14 Look-Ahead Schedule

32 The look-ahead Schedule is a computer-generated bar chart that indicates the
33 previous week’s Work and the Work planned for the next 3 weeks. No later than
34 12:00 pm each Monday, Contractor shall submit the weekly look-ahead Schedule
35 to SCDOT. Contractor shall base the look-ahead Schedule on the Project
36 Schedule and provide a greater breakdown of the Project Schedule activities,
37 including but not limited to design Submittals, Utilities, construction, and major
38 traffic shifts. The look-ahead Schedule must clearly note and explain any
39 Deviations from the current accepted Project Schedule. Contractor shall
40 reference the Project Schedule activity identification number for each item in the

1 look-ahead Schedule and define subsequent specific daily operations for all Work
2 activities reflected during the 4-week period. The look-ahead schedule must also
3 include references to the current Progress Schedule Critical Path activities and
4 provide annotation or an indicator for any activities to be performed during night-
5 time operations. The Contractor shall review and discuss the look-ahead schedule
6 at each weekly Project meeting.

7 110.6.15 As-Built Schedule

8 Within 20 Business Days prior to scheduled Final Completion, Contractor shall
9 submit the As-Built Schedule to SCDOT. Contractor shall prepare an As-Built
10 Schedule that includes actual start dates, actual finish dates, and as-built logic
11 which reflects the actual sequence of Work performed for all activities. The As-
12 Built Schedule, once accepted, serves as the final update of the Project Schedule.
13 Contractor shall include a written certification with the As-Built Schedule
14 Submittal signed by the Project Manager and an officer of Contractor in
15 accordance with the following:

16 “To the best of my knowledge, the enclosed final update of the Project Schedule
17 reflects the actual start and completion dates, as well as the actual as-built logic
18 of the activities for the Project contained herein.”

19 Submittal of the final update of the Project Schedule and the Project Manager’s
20 certification is a condition to Final Completion in accordance with Agreement
21 Section 6.6.43.

22 110.6.16 Evaluation of Delays

23 The Contractor shall evaluate Delays and calculate the appropriate time extension
24 due based on the following:

- 25 A. The Contractor shall base all evaluations of Delay and all calculations of the
26 appropriate time extensions due on the schedules submitted to and accepted
27 by the Department. The Contractor shall not use schedules that did not exist
28 on the Project or create schedules after the Delay has occurred to demonstrate
29 entitlement to a time extension.
- 30 B. The Contractor shall base evaluations and calculations related to the
31 determination of extensions of time on the Critical Path as established by the
32 schedules submitted to and accepted by the Department. The Contractor is
33 not entitled to a time extension for Delays that do not delay the Critical Path.
34 The Contractor is not entitled to a time extension for any Delay or part of a
35 Delay that does not absorb all available positive total Float on the Critical
36 Path activities affected. The Critical Path is defined as the longest path
37 through a Project Schedule.
- 38 C. The evaluations and calculations required to establish entitlement to a time
39 extension will vary depending on the nature and timing of the Delay and

- 1 whether the contract time is measured in working days, calendar days, or
2 based on a fixed completion date.
- 3 D. The schedules relevant to the evaluation and calculation of time extensions
4 are the most current schedules submitted to and accepted by the Department.
5 For example, if the Department determines that Extra Work is required and
6 the supplemental agreement adding this Work will be dated June 2, then the
7 determination of the time extension due the Contractor will be based on the
8 last schedule submitted and accepted by the Department prior to June 2 of the
9 same year.
- 10 E. The Contractor’s evaluations and calculations to document an appropriate
11 time extension shall be performed as follows:
- 12 F. For Delays that have not yet occurred or been absorbed into the Project, the
13 Contractor shall use the method known in the construction industry as the
14 prospective Time Impact Analysis (TIA) to identify and measure critical
15 Delays. The Contractor shall not use this method to evaluate Delays that have
16 already occurred (retrospective). In general terms, the Contractor shall
17 perform a TIA as follows:
- 18 1. Develop a “mini” schedule depicting the changed work (hereby referred
19 to as a fragnet).
- 20 2. Identify the current Progress Schedule as described in paragraph (4),
21 above. Record the scheduled completion date in this schedule.
- 22 3. Insert the fragnet into the current Progress Schedule by properly linking
23 the fragnet with the existing activities in the current Progress Schedule.
- 24 4. Recalculate the current Progress Schedule with the fragnet inserted and
25 record its scheduled completion date.
- 26 5. The difference in the scheduled completion dates (or other milestone
27 dates) between the current Progress Schedule and the Progress Schedule
28 calculated with a properly inserted and properly composed fragnet is the
29 Delay attributable to the changed Work. The time extension due, if any,
30 will be based on this Delay.
- 31 G. The Contractor shall use a contemporaneous analysis when evaluating Delays
32 that have already occurred. In general terms, the Contractor shall perform a
33 Contemporaneous Analysis as follows:
- 34 1. Identify the accepted Progress Schedule that is immediately before the
35 start of the Delay being evaluated.
- 36 2. Identify each Progress Schedule in effect during the Delay and prepare
37 and submit for approval a Progress Schedule with a data date immediately
38 following the conclusion of the Delay.
- 39 3. Identify the Critical Path each day from immediately before the start of
40 the Delay to the accepted Progress Schedule immediately following the
41 Delay.
- 42 4. Determine whether the Delay falls on the Critical Path.

- 1 5. If the Delay does not fall on the Critical Path, then no Project Delay
- 2 occurred, and no time extension is due.
- 3 6. If the Delay falls on the Critical Path, then determine the number of days
- 4 the Critical Path is delayed. The time extension due, if any, will be based
- 5 on this Delay to the scheduled completion date.

6 Concurrent Delays are two separate and independent Delays that both delay the

7 Critical Path at the same time. Concurrent Delays can occur when a Contractor

8 caused Delay is concurrent with an SCDOT-caused Delay, when a Delay that is

9 the responsibility of neither the Contractor nor SCDOT is concurrent with an

10 SCDOT-caused Delay, or when a Contractor caused Delay is concurrent with a

11 Delay that is the responsibility of neither the Contractor nor SCDOT. ~~In each of~~

12 ~~these scenarios, the Contractor is entitled to an extension of Contract Time but is~~

13 ~~not entitled to recover additional time-related costs for the period of concurrency.~~

14 110.6.17 Submittals

15 If SCDOT determines any schedule Submittal is deficient, it will be returned to

16 the Contractor. A corrected Submittal shall be provided within 10 Business Days

17 from the SCDOT’s transmittal date unless otherwise specified elsewhere in TP

18 Section 110.6. Unless otherwise indicated, Contractor shall submit all Submittals

19 in electronic format. At a minimum and unless otherwise specified in the

20 Contract Documents, Contractor shall submit all schedule related Submittals in

21 TP Table 110-6 to SCDOT in the formats described in TP Section 110.5.

22 **110.7 Human Resource Management**

23 110.7.1 General Requirements

24 Contractor shall ensure that all personnel performing the Work satisfy the

25 applicable requirements in accordance with TP Section 110.7.2. Contractor

26 acknowledges and agrees that:

- 27 A. All personnel performing Work on the Project must have the experience, skill,
- 28 and knowledge to safely and efficiently perform the Work assigned to them;
- 29 B. All personnel performing Work on the Project must also have appropriate
- 30 required professional licenses and certifications; and
- 31 C. Such licenses and certifications must be acquired prior to the individual
- 32 starting Work on the Project and must be kept active throughout the Term.

33 110.7.2 provides a brief job description and requirements of Key Personnel

34 assigned to the Project..

35 110.7.2 Key Personnel

36 Contractor shall designate the Key Personnel for the Project as follows:

Technical Provision 110 – Project Management

- 1 A. Project Manager
- 2 B. Assistant Project Manager(s)
- 3 C. Lead Design Engineer
- 4 D. Traffic Engineer
- 5 E. Construction Manager;
- 6 F. Independent Quality Manager (IQM) / Independent QC; and
- 7 G. Safety Manager

8 Replacement and/or staffing of all Key Personnel positions must follow the
9 processes described in this TP Section 110.7.2.

10 110.7.2.1 Project Manager

11 The Project Manager shall be the primary Person in charge of and responsible for
12 delivery of the Project in accordance with the contract requirements. The Project
13 Manager should have full authority to make final decisions on behalf of the
14 Proposer and have responsibility for communicating these decisions directly to
15 SCDOT, with exception to activities associated with the quality acceptance. The
16 SOQ must identify the Project Manager and the employing firm and, confirm the
17 Project Manager has full authority, or clearly define what authority the Project
18 Manager has to finalize decisions, the role of the executive level in those
19 decisions, and the role and responsibility of the Project Manager relative to the
20 member firms. The Project Manager shall be available to be on-site during all
21 construction activities, attend and lead weekly status meetings during the design
22 and construction phases, and be available at the request of the SCDOT. For the
23 duration of this procurement the Project Manager will be considered unavailable
24 for other SCDOT Design-Build procurements. If the Proposer is successful, the
25 Project Manager shall be dedicated solely to managing the Project; have no other
26 assigned Project responsibilities and not be utilized on any other projects, except
27 other phases of the Carolina Crossroads Program.

28 The Project Manager’s relevant experience includes the following:

- 29 A. A minimum of 15 years of progressive experience that demonstrates growth
30 in responsibility and expertise in the management of highway transportation
31 projects;
- 32 B. The Project Manager must provide qualitative or quantitative proof that
33 demonstrates experience in the management of projects with similar:
 - 34 1. Scope – project requirements, tasks, goals and deliverables;
 - 35 2. Magnitude – workload, contract size, and resources needed to
36 successfully complete the project;
 - 37 3. Complexity – time constraints, sequencing, site accessibility,
38 environmental concerns, engineering, uncertainty and risk.

110.7.2.2 Assistant Project Manager(s)

The Assistant Project Manager(s) shall be the primary persons in charge of and responsible for delivery of the assigned Project segments in accordance with the Contract Documents. The Assistant Project Manager(s) shall have full authority to make final decisions on behalf of the Proposer and have responsibility for communicating these decisions directly to SCDOT for their assigned Project segments, with exception to activities associated with the quality acceptance. The Assistant Project Manager(s) shall be the primary contact for communications with SCDOT for their assigned segments and shall attend and lead all segment-related meetings. For the duration of the contract, the Assistant Project Manager shall be dedicated solely to managing the Project segment(s); have no other assigned Project responsibilities and not be utilized on any other projects, except other phases of the Carolina Crossroads Program. If the Proposer is successful, the Assistant Project Manager(s) shall be dedicated solely to managing the Project at the time of contract execution; have no other assigned Project responsibilities and not be utilized on any other project, except other phases of the Carolina Crossroads Program. The Assistant Project Manager(s) shall be available to be on-site during all construction activities, attend weekly status meetings during the design and construction phases, and be available at the request of the SCDOT.

The Assistant Project Manager’s relevant experience and qualifications includes the following:

- A. Minimum of 10 years of experience that demonstrates growth in responsibility and expertise in the management of highway transportation projects;
- B. Provide qualitative or quantitative proof that demonstrates experience in the management of projects with similar:
 - 1. Scope – project requirements, tasks, goals and deliverables;
 - 2. Magnitude – workload, contract size, and resources needed to successfully complete the project;
 - 3. Complexity – time constraints, sequencing, site accessibility, environmental concerns, engineering, uncertainty and risk.

110.7.2.3 Lead Design Engineer

The Lead Design Engineer shall be in charge of and responsible for all aspects of the design of the Project, subject to Oversight of the Project Manager. For the duration of the design phase, the Lead Design Engineer shall be assigned to the Project full-time during the design phase, be readily available to attend meetings and address design questions when construction activities are being performed and be readily available by phone and be on-site to perform their responsibilities throughout the Project duration. The Lead Design Engineer shall be a full time

1 employee of the lead design firm. The Lead Design Engineer’s relevant
2 experience and qualifications includes the following:

- 3 A. Minimum of 15 years of experience that demonstrates growth in
4 responsibility and expertise in the management of highway transportation
5 projects;
- 6 B. Provide qualitative or quantitative proof that demonstrates experience in the
7 management of projects with similar:
 - 8 1. Scope – project requirements, tasks, goals and deliverables;
 - 9 2. Magnitude – workload, contract size, and resources needed to
10 successfully complete the project;
 - 11 3. Complexity – time constraints, sequencing, site accessibility,
12 environmental concerns, engineering, uncertainty and risk.

13 110.7.2.4 Traffic Engineer

14 The Traffic Engineer’s relevant experience and qualifications includes the
15 following:

- 16 A. Minimum of 10 years of progressive experience in traffic design to include
17 operational and capacity analysis, traffic signals, signing and marking, and
18 maintenance of traffic;
- 19 B. Be a registered Professional Engineer;
- 20 C. Have experience in preparing Interchange Modification Reports and
21 conducting operational analyses through both Highway Capacity Manual
22 (HCM) methodologies and simulation software;
- 23 D. Have experience using TransModeler to conduct traffic microsimulation of
24 complex road networks that contain freeway/uninterrupted flow facilities,
25 collector-distributor linkages, interchange ramp termini with signalized
26 traffic control, innovative interchange designs, and signalized arterials;
- 27 E. Have experience developing, coordinating, and obtaining approval of
28 System-to-System Interchange Modification reports from State and Federal
29 agencies; and
- 30 F. Have experience in the traffic design of projects of similar scope, magnitude,
31 and complexity.

32 110.7.2.5 Construction Manager

33 The Construction Manager shall be responsible for all aspects of the construction
34 of the Project, subject to Oversight of the Project Manager. For the duration of
35 construction, The Construction Manager shall be assigned to the Project full time
36 and be readily available by phone and be on-site to perform their responsibilities
37 throughout the Project duration. For the duration of construction, the
38 Construction Manager shall attend weekly status

1 The Construction Manager’s relevant experience and qualifications includes the
2 following:

- 3 A. 15 years of experience that demonstrates growth in responsibility and
4 expertise in the management of highway transportation projects;
- 5 B. Provide qualitative or quantitative proof that demonstrates experience in the
6 management of the construction phase of projects with similar:
- 7 C. Scope – project requirements, tasks, goals and deliverables;
- 8 D. Magnitude – workload, contract size, and resources needed to successfully
9 complete the project;
- 10 E. Complexity – time constraints, sequencing, site accessibility, environmental
11 concerns, engineering, uncertainty and risk.

12 110.7.2.6 Independent Quality Manager (IQM)

13 The IQM shall be responsible for ensuring that all workmanship and materials are
14 in compliance with the contract requirements and for carrying out the IQF
15 responsibilities of the quality acceptance (QA) portion of the Quality Assurance
16 Program (QAP) for the Carolina Crossroads Program. The QAP is available in
17 TP Attachment 110-1. The IQM shall coordinate with the SCDOT Construction
18 Manager for the Carolina Crossroads Program or their designee for all owner
19 verification testing and inspection activities and Independent Assurance Program
20 compliance. The IQM shall report jointly to the Proposer’s Project executive
21 committee (construction joint venture or construction company if only one prime
22 contractor) and SCDOT and will not report to any Person or Party directly
23 responsible for design or construction production. For the duration of
24 construction, the IQM shall be dedicated solely to Project QA, shall have no other
25 assigned Project responsibilities, and shall not be utilized on any other projects.
26 The IQM shall be on-site during Project construction and shall have the authority
27 to stop Construction Work. IQM shall be available for weekly status meetings
28 during the construction phase, and at the request of the SCDOT.

29 The IQM’s relevant experience and qualifications includes the following:

- 30 A. Minimum of 15 years of progressive experience and expertise in the quality
31 acceptance (QA) of highway transportation projects and must include at least
32 one project of similar magnitude and complexity as the Project;
- 33 B. Be a licensed Professional Engineer in the State of South Carolina; and
- 34 C. Be an employee of the Proposer’s Independent Quality Firm (IQF).

35 110.7.2.7 Safety Manager

36 The Safety Manager is responsible for implementing the Safety Management
37 Plan and all safety-related activities, including training and enforcement of safety
38 operations. The Safety Manager shall report directly to the Project Manager. The

Technical Provision 110 – Project Management

1 Safety Manager must be assigned to the Project full time whenever construction
 2 activities are being performed. The Safety Manager must be available by phone
 3 and be on-site to perform their responsibilities throughout the Project duration.
 4 The Safety Manager must have the authority to stop Work.

5 The Safety Manager’s relevant experience and qualifications includes the
 6 following:

- 7 A. 15 years on highway infrastructure projects;
- 8 B. 5 years coordinating safety programs on similar projects; and
- 9 C. 10 years working in roadway work zone and OSHA regulations.

10 **110.8 Submittals**

11 TP Table 110-6 reflects a list of Submittals identified in TP Section 110 and is not
 12 intended to be an all-inclusive listing of Submittals. Contractor shall determine and
 13 submit all Submittals as required by the Contract Documents, Governmental Approvals,
 14 and the Governmental Entities. At a minimum and unless otherwise specified in the
 15 Contract Documents, Contractor shall submit the following to SCDOT in the formats
 16 described in TP Section 110.5:

17 **TP Table 110-6: Submittal Summary**

Submittals	Level of Review*	Number of Copies	Submittal Schedule	TP Section Reference
		Electronic		
PMP	2	1	Per each chapter per the Technical Provisions or as a whole at the schedule for the earliest Submittal for any PMP chapter	110.2
Updated PMP	2	1	Not later than 10 Business Days after the occurrence of the change or direction triggering the need for the revisions to the PMP	110.2
PMP Project Administration Chapter	2	1	Prior to issuance of NTP 2	110.2.1
Document Management Plan	2	1	Prior to issuance of NTP 2	110.3.2
QMP-General Requirements	2	1	Prior to issuance of NTP 2	110.4.2.1
Quality Records	3	1	In accordance with requirements of <u>TP Attachment 110-1</u>	110.4.2.1.3
Results of Internal Audits	2	1	Not later than 5 Business Days after its completion	110.4.2.1.3

Technical Provision 110 – Project Management

Submittals	Level of Review*	Number of Copies	Submittal Schedule	TP Section Reference
		Electronic		
Non-Conformance Report (NCR)	2	1	Not later than 48 hours after discovery of the Nonconforming Work.	110.4.2.1.3
Annual Audit Report	2	1	Not later than 30 days after the end of each applicable calendar year	110.4.2.1.3
PSQMP	2	1	Prior to issuance of NTP 2	110.4.2.2
CQMP	2	1	Prior to issuance of NTP 2	110.4.2.3
Monthly Independent Quality Firm Certification	2	1	Within 10 Business Days of the pay estimate cutoff date	110.4
Review Comment Responses	2	1	Concurrent with the subsequent Submittal (for verification review)	110.5.6.1
CRM Notes	2	1	Not later than 5 Business Days after the CRM	110.5.6.1
Copies of all Governmental Entity Correspondence and Submittals that Contractor submits or receives from Governmental Entities	2	1	Not later than 48 hours after submission or receipt	110.5.6.2
Buildable Units Map	2	1	Prior to issuance of NTP 2	110.5.2.1
Submittals List	2	1	Prior to issuance of NTP 2	110.5.7
Updated Submittals List	3	1	On the first Business Day of each month	110.5.7
Submittal Schedule	2	1	Prior to issuance of NTP 2	110.5.8
Updated Submittal Schedule	3	1	On the first Business Day of each month	110.5.8
Preliminary Design Submittal	2	1	When the design for a given Element or segment is approximately 30% complete	110.5.9.4
Right of Way Design Submittal	2	1	When the design for a given Element or area is approximately 60% complete	110.5.9.5
Final Design Submittal	2	1	When the design for a given Element or area is approximately 95% complete	110.5.9.6
RFC Submittal	3	1	When the design for a given Element or buildable unit is 100% complete and all previous comments	110.5.9.7

Technical Provision 110 – Project Management

Submittals	Level of Review*	Number of Copies	Submittal Schedule	TP Section Reference
		Electronic		
			have been addressed and appropriately incorporated	
Conformed RFC Submittal	3	1	Not later than 20 Business Days after the Submittal of final RFC Submittal by Contractor	110.5.9.8
Shop Drawings and Working Drawings	2	1	Per <u>TP Attachment 110-2</u> and <u>TP Attachment 110-3</u>	110.5.10.1
RFIs	2	1	Not later than 15 Business Day prior to implementation of the associated RFI Work	110.5.10.2
SCDOT-initiated RFIs	2	1	Not later than 5 Business Days after receipt of the SCDOT-initiated RFI	110.5.10.2
Design Changes	2	1	Varies	110.5.10.3
As-Built Plans	2	1	As a condition of Final Completion in accordance with <u>Agreement Article 6.6.43</u>	110.5.10.4
Schedule Narrative	2	1	Concurrent with each Project Schedule Submittal	110.6.7
Project Baseline Schedule	2	1	Prior to issuance of NTP 2	110.6.9
Monthly Progress Schedule	2	1	Within 10 Business Days of the pay estimate cutoff date	110.6.10
Baseline Schedule Revision	2	1	Upon approved request, when significant changes in contract scope, changes in SCDOT priorities, Delays beyond the control of the Contractor occur, or issuance of significant RFC Plans.	110.6.12
Recovery Schedule	2	1	Within 10 Business Days of receipt of SCDOT written direction or when any Critical Path item slips by 30 calendar days or more	110.6.13
Revised Recovery Schedule	2	1	Not later than 5 Business Days after rejection by SCDOT of the Recovery Schedule	110.6.13
Updated Project Schedule	2	1	Not later than 5 Business Days after SCDOT's acceptance of a Recovery Schedule	110.6.13

Technical Provision 110 – Project Management

Submittals	Level of Review*	Number of Copies	Submittal Schedule	TP Section Reference
		Electronic		
As-Built Schedule	2	1	Within 20 Business Days prior to Final Completion	110.6.15
Look-Ahead Schedule	2	1	No later than 12:00 pm on Monday of each week.	110.6.14
Monthly Progress Report	2	1	Concurrent with each Project Schedule Submittal	110.6.11
Prospective Time Impact Analysis	2	1	With each Relief Request or SCDOT Request for Proposal when applicable (prospective Delay analysis). Prior to Delay occurring.	110.6.16
Contemporaneous Period (Windows) Analysis	2	1	With each Relief Request when applicable (retrospective Delay analysis). After Delay has been absorbed.	110.6.16

- 1 *Levels of Review
- 2 1. SCDOT Discretionary Approval (Section 3.1.3 of the Agreement)
- 3 2. SCDOT Review and Comment (Section 3.1.5 of the Agreement)
- 4 3. Submittals not Subject to Prior Review, Comment or Approval (Section 3.1.6 of the Agreement)

5 **End Section**

1 **111. THIRD-PARTY AGREEMENTS**

2 **111.1 General Requirements**

3 Contractor shall perform all Third-Party Agreement Work in accordance with
4 TP Section 111. Contractor shall provide all Third-Party Agreement Work to support
5 design and construction of the Project.

6
7 **111.2 Administrative Requirements**

8 The Third-Party Agreements are listed in TP Table 111-1. Contractor shall perform all SCDOT
9 obligations under or pursuant to the Third-Party Agreements unless stated otherwise in this TP
10 Section 111.

11 **TP Table 111-1: Third-Party Agreements**

TP Attachment	Governmental Entity	Description
111-1	City of Columbia	City of Columbia Municipal Agreement
111-2	City of West Columbia	City of West Columbia Municipal Agreement
111-3	CSX Railroad	CSX Railroad Agreement

13 **End Section**

1 **120. SAFETY**

2 **120.1 General Requirements**

3 Contractor shall perform all Work in accordance with TP Section 120. Contractor shall
4 provide all safety Work to support design and construction of the Project.

5 Contractor shall have sole responsibility for the safety on the Site during the Term.
6 Contractor shall require and undertake all reasonable efforts to ensure that all Contractor
7 employees, Subcontractors, and personnel comply with the safety management plan,
8 applicable Laws, and associated provisions of Contractor’s injury and illness prevention
9 program.

10 Contractor shall comply with OSHA Regulations, including 29 CFR Part 1926, and
11 29 CFR Part 1910, as well as all applicable standards of the U.S. Environmental
12 Protection Agency (EPA), and the U.S. Mine Safety and Health Administration (MSHA).
13 Contractor shall maintain a copy of the specified OSHA standards on the Site at all times.

14 **120.2 Administrative Requirements**

15 **120.2.1 Safety Management Plan**

16 As part of the PMP, Contractor shall develop, implement, and maintain a
17 comprehensive safety management plan that describes the policies, plans, training
18 programs, reporting, Incident response plans, and enforcement for the safety of
19 personnel involved in the Project and the general public affected by the Project
20 during the Term. Contractor shall take full account of the unique attributes of this
21 Project in preparing the safety management plan, including the urban
22 environment, geography and ecological environment, weather conditions, the
23 heavy traffic conditions, and the size and scope of the Project. The safety
24 management plan must be Project-specific and must include Work to be
25 performed by Subcontractors.

26 The safety management plan must:

- 27 A. Be compliant with all Federal, State, and local Laws governing safety and
- 28 health;
- 29 B. Be consistent with the Project insurance requirements;
- 30 C. Be consistent with railroad safety requirements;
- 31 D. Clearly establish the safety organization described in the Technical
- 32 Provisions;
- 33 E. Describe the process of conducting safety orientation for all personnel;
- 34 F. Describe Contractor’s alcohol and drug-free place policy;
- 35 G. Describe personnel training requirements;
- 36 H. Describe safety inspection procedures;
- 37 I. Describe procedures and policies for working in active traffic locations;
- 38 J. Describe Incident reporting procedures, including near-miss Incidents;

- 1 K. Describe Contractor’s hazard communication program;
- 2 L. Describe Contractor’s management and auditing of the safety management
- 3 plan;
- 4 M. Describe personal protective equipment (PPE) requirements and policy;
- 5 N. Describe safety procedures for personnel working around and handling
- 6 Hazardous Materials.
- 7 O. Describe the availability of first-aid, medical, and Emergency equipment and
- 8 services at the Site, including arrangements for Emergency transportation;
- 9 P. Describe security procedures to prevent theft, vandalism, and other Losses at
- 10 the Site;
- 11 Q. Describe the process for Submittal of OSHA *Forms for Recording Work-*
- 12 *Related Injuries and Illnesses* to SCDOT;
- 13 R. Describe procedures in the event of an Emergency or if an evacuation is
- 14 required that complies with the Contract Documents;
- 15 S. Include anticipated construction activities and specific safety measures /
- 16 training for methods of construction. (i.e. trenching/shoring, aerial Work
- 17 (harnesses), chain saws, Work over water, welding, ladders, etc.); and
- 18 T. Include all other requirements for the safety of personnel working on the
- 19 Project and of the general public affected by the Project.

20 The safety management plan must clearly state policies that establish the
21 obligations of all personnel in adhering to the safety management plan. The safety
22 management plan must include goals that establish and communicate safety,
23 security, and health, including defined objectives for meeting the goals. The
24 safety management plan must include requirements for evaluating the
25 effectiveness of policies and measuring success in meeting the goals and
26 objectives of the safety management plan. An Environment and means for
27 continuous evaluation and improvement must be established to achieve the safety
28 management plan goals and to identify deficiencies so that the goals and
29 objectives can be revised as needed to improve the safety and health of Project
30 personnel and of the general public affected by the Project.

31 Contractor shall submit the safety management plan to SCDOT in accordance
32 with TP Table 120-1.

33 120.2.1.1 Safety Organization

34 The safety management plan must clearly establish the specific chain of
35 command and specify the lines of authority, responsibility, and
36 communication with regard to Safety Compliance activities. The safety
37 management plan must identify full-time dedicated safety professionals
38 or managers covering all production shifts. The safety management plan
39 must delineate administrative responsibilities for implementing the
40 Project safety program. The safety management plan must describe the
41 process of including Representatives from Contractor and all
42 Subcontractors, as well as SCDOT personnel working on the Project. The

1 safety management plan must specify which on-site personnel have the
2 authority to stop on-site activities when unanticipated and uncontrolled
3 hazards are recognized, and it must specify those personnel with the
4 authority to restart Site activities after the previously unrecognized
5 hazards have been controlled. The Project Manager is accountable for
6 health and safety performance. The safety management plan must define
7 the specific safety responsibilities of each level of supervision.

8 120.2.1.2 Process of Personnel Safety Orientation

9 The safety management plan must describe the safety orientation process,
10 including the following:

- 11 A. The extent and nature of the Project;
- 12 B. Any hazard that can typically be expected during the course of Work
13 that are specific to the job assignment;
- 14 C. Required Work practices, job conduct, and injury-reporting
15 procedures; and
- 16 D. Acquainting personnel with special Work and safety requirements at
17 the Site.

18 120.2.1.3 Personnel Training Requirements

19 Contractor shall establish a safety training program that includes
20 requirements for general and Project-specific training to ensure that all
21 personnel understand and are aware of the hazards to which they may be
22 exposed and are aware of the proper methods for avoiding such hazards.
23 The safety training program must include methods to identify, develop,
24 and provide supervisory training programs to ensure supervisors
25 understand the key role they play in job site safety and to enable them to
26 carry out their safety and health responsibilities effectively; to analyze the
27 Work under their supervision to anticipate and identify potential hazards;
28 and to maintain physical protection in their Work areas, including by
29 establishing policies that ensure each individual has the equipment
30 necessary to complete assigned tasks safely. The safety training program
31 must include procedures to prepare for Emergencies and to conduct
32 training and Emergency drills. All levels of staff shall be trained prior to
33 working or entering the Project Site.

34 Contractor shall conduct, at a minimum, weekly safety meetings that are
35 relevant to the specific types of Work at the Site, which comply with
36 applicable Laws. Contractor shall prepare documentation of meeting
37 content and personnel attendance.

38 120.2.1.4 Personal Protective Equipment Requirements and Policy

1 The safety management plan must define specific personal protective
2 equipment (PPE) requirements for all personnel for each task, including
3 fall protection, confined space, and water Work. All PPE must comply
4 with OSHA and ANSI/ISEA standards. Contractor shall provide a
5 consistent type of PPE, including vests, hard hats, safety glasses with side
6 shields, and work boots, specific for the job being performed to be worn
7 by all personnel.

8 During Construction Work, proper PPE will be required within the Project
9 Site. Contractor shall require all persons within the Project limits to wear
10 hard hats and high-visibility vests, at a minimum. Contractor shall ensure
11 that all vendors and visitors wear hard hats and other required PPE, while
12 on the Site. Contractor shall ensure that anyone not complying with these
13 requirements does not enter the Site or is required to leave the Site.
14 Contractor shall document all such Incidents. Contractor's job hazard
15 analysis must include all required PPE for the specific task.

16 120.2.1.5 Occupational Safety and Health

17 Contractor shall comply at all times with applicable Federal, State, and
18 local Laws governing safety and health, including the Federal
19 Construction Safety Act (Public Law 91-54), 29 CFR Part 1926,
20 Occupational Safety and Health Regulations for Construction, and the
21 Occupational Safety and Health Act (Public Law 91-596), 29 CFR Part
22 1910 Occupational Safety and Health Standards for General Industry, and
23 subsequent publications updating these regulations. Contractor shall take
24 any other needed action or proceed as directed to protect the life, health,
25 and general occupational welfare of personnel employed on the Project,
26 to provide confined-space training on the proper use of the testing
27 equipment and all safety procedures to ensure a safe operation to
28 Contractor personnel and SCDOT personnel required to access the area
29 for inspection purposes and to provide all safety and testing equipment
30 required by 29 CFR Part 1910.146, to both SCDOT personnel and
31 Contractor personnel, to ensure the safety of all workers and inspectors
32 during construction operations and inspection operations of any confined
33 spaces. Contractor shall also provide proof of training, such as a course
34 sign-in sheet or certificate of training. Contractor shall provide
35 appropriate rescue services, personnel, and equipment as required by 29
36 CFR Part 1910.146(k). If, in SCDOT's opinion, persons on a Project Site
37 are exposed to extraordinary conditions, which could or do constitute a
38 hazard, then Contractor shall modify such equipment, devices, and job
39 procedures to ensure protection against the hazard or to reduce the risk.
40 Contractor shall give special emphasis to providing safeguards for any
41 specially or unusually hazardous operations and health hazards.
42 Contractor shall provide initial indoctrination and continuing instructions
43 for all personnel to enable them to perform Work in a safe manner.

1 Contractor shall include in the instruction Project safety practices, manner
2 of reporting accidents, availability of medical facilities, and explanation
3 of individual responsibility for accident-free operations.

4 120.2.1.6 Alcohol and Drug Free Workplace Policy

5 Contractor shall provide a policy for promoting a safe, alcohol- and drug-
6 free workplace. The policy must be consistent, fair, manageable, and
7 subject to audit. The policy must provide for disciplinary action or
8 termination for an employee reporting for work under the influence of
9 alcohol or a prohibited substance or possession of a prohibited substance.
10 It must include the policy at the Site and any pre-job Site and post-Incident
11 drug testing to satisfy Project insurance requirements.

12 120.2.1.7 Hazard Prevention

13 The safety management plan must include:

- 14 A. Methods and procedures to identify and detail all hazards that may be
15 encountered by personnel while performing the Work.
- 16 B. Practices and procedures to address prevention of identified hazards.
- 17 C. A communications protocol to ensure all personnel are aware of
18 hazards in all areas and how to deal with them appropriately.
- 19 D. Means to evaluate all anticipated and unanticipated activities, and to
20 address potential hazards related to these activities.

21 Contractor shall provide the means to ensure personnel understand and
22 comply with safe work practices and procedures through training, positive
23 reinforcement, correction of unsafe performance, and if necessary,
24 enforcement through a clearly communicated disciplinary system
25 established within the safety management plan.

26 Contractor shall handle Hazardous Materials in accordance with
27 Agreement Section 6.8 and the applicable requirements of these
28 Technical Provisions.

29 120.2.1.8 Safety Inspection Procedures

30 The safety management plan must describe safety inspection procedures
31 of Work areas, materials, and equipment to ensure compliance with the
32 safety management program. Contractor shall schedule, conduct, and
33 document safety inspections in all Work areas to identify and reduce
34 physical and environmental hazards that could contribute to injuries or
35 illnesses.

36 120.2.1.9 Emergency Procedures

1 Contractor shall prepare, implement, manage, and as required, update an
2 emergency management and disaster recovery plan (EMDRP) that
3 specifies the procedures for potential Emergencies, Incidents, and Force
4 Majeure Events, notification requirements, and training, and shall identify
5 those individuals responsible for implementing the plan if the plan is
6 activated. The potential for an Emergency exists at all construction areas
7 and operational areas. The EMDRP must identify the various response
8 activities necessary to minimize the dangers and confusion associated
9 with an Emergency. The EMDRP must describe Contractor’s plan for
10 responding to Emergencies and other situations that may disturb the Work
11 or damage the Project including:

- 12 A. Emergencies, including fire, explosions, natural disasters, and civil
13 disruptions;
- 14 B. Severe weather;
- 15 C. Power failures that may affect traffic signals and lighting;
- 16 D. Vehicular accidents that may damage facilities or interfere with traffic
17 flow; and
- 18 E. Hazardous Materials spills, including flammable liquids.

19 The EMDRP must describe how Contractor will coordinate with local law
20 enforcement agencies and Emergency personnel to respond to
21 Emergencies. The EMDRP must describe how Contractor will notify the
22 public about an Emergency. The EMDRP must be included as part of the
23 safety management plan.

24 120.2.1.10 Incident Response Procedures

25 The safety management plan must include processes to investigate and
26 report accidents and Incidents and to retain safety records. Contractor
27 shall develop a list of Project-specific requirements for documentation
28 and reporting. The safety management plan must include procedures to:

- 29 A. Maintain communication and the exchange of information between
30 Contractor, SCDOT, and other involved agencies;
- 31 B. Coordinate support through interaction with local, State, and federal
32 governmental entities, as well as other entities, for safe and efficient
33 construction;
- 34 C. Coordinate with Emergency response, traffic control, security, and
35 operational issues affecting construction of the Project and associated
36 system feeders and exits; and
- 37 D. Update Participating Agencies regarding status of construction of the
38 Project, and associated system feeders and exits, to assure safe and
39 timely response to Emergency events, including off-site and on-site
40 traffic routing changes (evacuations), and changes to job site access,
41 fire suppression system modifications and in-service availability of

1 standpipes or fire suppression water supply, if applicable, and changes
2 in the Work that may create a greater likelihood of occurrence of a
3 particular type of Emergency.

4 Contractor shall include the reporting of near-miss Incidents. Contractor
5 shall provide verbal notification and a report to SCDOT of all Incidents
6 to the extent Contractor is aware of the same arising out of or in
7 connection with the performance of the Work, whether on or adjacent to
8 the Site, which cause death, material personal injury, or material property
9 damage. Contractor shall promptly, verbally notify SCDOT from time of
10 occurrence of an Incident (or Contractor's discovery of the occurrence
11 thereof) causing public injury, and include the date and time, the location,
12 a brief description, the extent of material property damage, and the extent
13 of injuries. When such Incidents take place, Contractor shall promptly
14 initiate an investigation and notify SCDOT and other individuals as
15 required by the Contract Documents.

16 Contractor shall continuously maintain an Emergency contact telephone
17 number with a responsible Person in charge empowered to take any
18 necessary actions on behalf of Contractor, beginning with the Service
19 Commencement date until the end of Term.

20 120.2.1.11 Job Hazard Analysis and Communications

21 Contractor shall provide policy and procedures for job hazard analysis and
22 how that analysis is communicated to forepersons and workers as the
23 day's work and tasks are outlined. All personnel involved with the task
24 shall discuss the hazards anticipated, equipment needed to work safely,
25 and PPE to be worn. The communications may include on-site gatherings
26 where the task is to be performed. Contractor shall give personnel an
27 opportunity to provide input regarding task steps, hazards identified, and
28 appropriate control measures, without fear of reprisal. Contractor shall
29 document all job hazard analysis training. Contractor shall keep readily
30 available at the Project Office and field offices an updated summary of
31 Work related Incidents, which may include, at a minimum, a board
32 promoting the number of consecutive Incident-free days.

33 120.2.1.12 Materials Safety Procedures and Communication Policy

34 Contractor shall ensure that the safety management plan describes safety
35 procedures and communication policy for Contractor's employees and
36 personnel working around and handling Hazardous Materials and
37 complies with the requirements in Agreement Section 6.8.

38 Contractor shall provide all personnel with information and training
39 regarding any Hazardous Materials to which they may be exposed.
40 Additionally, Contractor shall ensure that Hazardous Materials are not

1 delivered, stored, or used at the Site unless they are properly labeled,
2 tagged, or marked and the Safety Data Sheets (SDSs) are readily
3 available.

4 120.2.1.13 Managing and Auditing of Safety Management

5 The safety management plan must describe the audit process for safety
6 management. The safety management plan must describe frequency and
7 scope of audit, how it is to be conducted, how the results are to be
8 communicated, and how findings and corrective actions are to be tracked.

9 120.2.1.13.1 Safety Performance Analysis

10 Contractor shall complete a detailed analysis of safety performance
11 in accordance with the AASHTO *Highway Safety Manual*.
12 Contractor shall conduct the safety performance analysis to
13 document that Contractor and its Subcontractors are performing
14 Work in a safe way and in compliance with the safety management
15 plan and applicable Laws. The analysis must define and measure
16 specific proactive program provisions designed to prevent Incidents,
17 such as personnel training and orientations, toolbox meetings, audits
18 and inspections, immediately dangerous to life and health
19 interventions. Contractor shall document the measures to verify
20 proactive efforts relative to safety performance results. Contractor
21 shall prepare a safety performance analysis report that includes the
22 analysis and results as described in this TP Section 120.2.1.13.1.
23 Contractor shall submit the safety performance analysis report to
24 SCDOT in accordance with TP Table 120-1. If the safety
25 performance analysis reveals an Error or deficiency, Contractor
26 shall take immediate measures to correct the observed Error or
27 deficiency.

28 120.2.1.13.2 Safety Results and Statistics

29 Contractor shall prepare a monthly safety report detailing the
30 specific types of injuries, Incident rates, and corrective actions taken
31 to prevent reoccurrence of similar Incidents for Contractor and all
32 Subcontractors. Contractor shall evaluate individual supervisor
33 safety performance. Contractor shall submit the monthly safety
34 report to SCDOT in accordance with TP Table 120-1.

35 120.2.1.13.3 Periodic Updates to Safety Management Plan

36 Contractor shall update the safety management plan yearly to
37 incorporate corrective action recommendations and other minor
38 clarifications. At a minimum, every year or as Work scope changes
39 the workplace environment, a major regulation change requirement
40 occurs, or at the request of SCDOT, Contractor shall review and

Technical Provision 120 - Safety

1 update the safety management plan for compliance with regulations,
2 policies, and procedures.

3 120.2.2 Noncompliance with Safety Program

4 If any conditions or activities may present an imminent danger that could result
5 in serious injury, death, or extensive property damage, Contractor shall stop the
6 affected portion of the Work immediately and shall not recommence until the
7 practices or conditions are corrected to the satisfaction of SCDOT. Contractor
8 shall discipline and, in those cases that Contractor finds appropriate, dismiss
9 employees who violate established safety rules and regulations. This includes
10 immediate termination for serious violations, repeated violations, or the refusal
11 to follow health and safety rules. Contractor shall be solely responsible for all
12 cost or schedule impacts, in the event the Project or any portion thereof is stopped
13 or shut down by any Governmental Entity because of an unsafe condition.

14 120.3 Submittals

15 TP Table 120-1 reflects a list of Submittals identified in TP Section 120 and is not
16 intended to be an all-inclusive listing of Submittals. Contractor shall determine and
17 submit all Submittals as required by the Contract Documents, Governmental Approvals,
18 and the Governmental Entities. At a minimum and unless otherwise specified in the
19 Contract Documents, Contractor shall submit the following to SCDOT in the formats
20 described in TP Section 110.5:

21 **TP Table 120-1: Submittal Summary**

Submittals	Level of Review*	Number of Copies	Submittal Schedule	TP Section Reference
		Electronic		
Safety Management Plan	2	1	Prior to issuance of NTP 2	Error! Reference source not found.
Safety Performance Analysis Report	2	1	Each quarter by the 15th of the month after the quarter ends	120.2.1.13.1
Monthly Safety Report	2	1	Not later than 5 Business Days after the end of the month	120.2.1.13.2

22 *Levels of Review

- 23 1. SCDOT Discretionary Approval (Section 3.1.3 of the Agreement)
- 24 2. SCDOT Review and Comment (Section 3.1.5 of the Agreement)
- 25 3. Submittals not Subject to Prior Review, Comment or Approval (Section 3.1.6 of the Agreement)

26 **End Section**

1 **130. PUBLIC INVOLVEMENT**

2 **130.1 General Requirements**

3 Contractor shall perform all public involvement Work in accordance with TP Section
4 130. Contractor shall conduct public involvement activities to support design and
5 construction of the Project. The public involvement Work generally includes:

- 6 A. Development and implementation of a community and public relations support plan.

7 **130.2 Administrative Requirements**

8 130.2.1 Standards

9 Contractor shall perform all public involvement Work in accordance with the
10 standards, manuals, and guidelines listed in TP Attachment 100-1.

11 130.2.2 Roles and Responsibilities

12 SCDOT will be the Public Involvement lead on this Project and will be
13 responsible for directing the public relations and communications efforts. Unless
14 noted otherwise in this RFP, SCDOT’s responsibilities include:

- 15 A. Develop and manage a comprehensive communications plan.
16 B. Develop and maintain Project brand and other identifying materials including
17 logo and templates to be used in outreach efforts during Project. The Project
18 logo will also be used on all official materials. The Project logo shall not be
19 used by the Contractor on any promotional materials without SCDOT
20 approval.
21 C. Develop, maintain, and update Project website.
22 D. Solicit and administer advertisements and media announcements.
23 E. Review and distribute all communications materials.
24 F. Manage and maintain 24-hour Project hotline.
25 G. Manage and maintain a dedicated Project e-mail account.
26 H. Develop and maintain a stakeholder database.
27 I. Log, respond to, and document stakeholder and public comments and
28 complaints, contacts and inquiries.
29 J. Manage and maintain Project social media.
30 K. Manage and plan public information meetings.

31 130.2.3 Community and Public Relations Support Plan

32 The Contractor shall develop a community and public relations support plan. This
33 plan will identify the process by which the Contractor will provide SCDOT with
34 relevant and timely construction-related information for public distribution. This
35 plan will also identify the process by which the Contractor will assist SCDOT
36 with promoting public awareness of the Project while efficiently and accurately
37 communicating the Project’s benefits and impacts. The Contractor’s community

1 and public relations support plan shall include full details and descriptions for
2 how the Contractor will fulfill the following responsibilities to assist SCDOT
3 with public relations and communications efforts.

4 130.2.3.1 Point of Contact

5 The Contractor shall designate a communications point of contact to be
6 available 24/7/365 to support the identification of community relations
7 issues and rapid resolution of conflicts as well as provide content support
8 for press releases and public notifications.

9 130.2.3.2 Activity Reports

10 The Contractor shall provide activity reports to notify SCDOT of
11 construction activities as listed below. The Contractor shall provide a
12 written activity report to SCDOT on a monthly and weekly basis to assist
13 the program with community awareness of major construction activity
14 that may impact the traveling public and/or stakeholders who live in, work
15 in or represent communities and neighborhoods within the Project
16 footprint.

17 Major construction activities may include but are not limited to: start of
18 construction, major traffic shifts, lane closures, road closures, ramp
19 closures, detours, earthwork activities, night work, utility interruptions,
20 general construction progress updates, travel impacts for Holiday traffic
21 and special events as defined in subsection 601.1.3 of SCDOTs Standard
22 Specifications, and Project completion.

23 Construction activity reports shall use visuals to clearly explain concepts
24 and provide accurate and current information. Visuals must be of high
25 enough quality for utilization on the Project website and social media
26 platforms.

27 130.2.3.3 Project Coordination Meeting

28 The Contractor shall hold an initial Project coordination meeting with
29 SCDOT prior to start of construction to discuss construction impacts to
30 the public, protocols for disseminating construction information to
31 SCDOT and proposed timelines for a construction phase public
32 information meeting. This information will be used by the Contractor to
33 create its community and public relations support plan and by SCDOT to
34 create its construction phase communications plan.

35 130.2.3.4 Construction Phase Public Information Meeting

36 The Contractor shall collaborate with SCDOT to hold a public
37 information meeting and shall attend and provide displays and other
38 Project design material as requested. These materials may include

1 renderings of the geometric design layout and maintenance of traffic
2 typical sections, design CAD files, and design roll-plots to aid in SCDOTs
3 planning and development of Meeting Materials in advance of and for the
4 public meeting. This meeting shall take place within 90 days of the start
5 of major construction. During the construction phase public information
6 meeting, the Contractor will introduce the stakeholders to the Project,
7 describe anticipated phasing and planned closures, discuss methods that
8 will be used to communicate traffic issues and lane and/or ramp closures,
9 discuss the Project website, and answer questions about the Project.

10 130.2.3.5 Community Meetings and Events

11 The Contractor shall attend, present at, and provide displays for public
12 meetings and events as requested. SCDOT shall manage and plan logistics
13 for public meetings and events. In support of these events, the Contractor
14 shall be prepared to make the following commitments:

15 The Contractor’s personnel shall be prepared to present information
16 related to Project progress and to entertain comments, address concerns
17 and answer questions. Events may include, but are not limited to,
18 neighborhood celebrations and fairs, public/business organization/agency
19 events and homeowners’ association meetings.

20 The Contractor shall not represent the Project at any event without the
21 prior approval from SCDOT. Should the Contractor wish to participate in
22 a public or community event, the Contractor shall submit a written request
23 that includes an event plan, a description of the event and activities,
24 staffing, anticipated audiences/stakeholder groups in attendance,
25 materials/quantities, and displays to be used at least 45 days in advance
26 of the event.

27 Following each event, the Contractor shall be prepared to assist in drafting
28 a summary report and provide event attendee numbers, attendee
29 comments, event logistical details, and high-resolution photographs and
30 notes on interaction with event participants. All images submitted shall be
31 of sufficient resolution to be utilized on the Project website and on social
32 media platforms.

33 130.2.3.6 SCDOT Meetings

34 On a weekly basis, the Contractor shall meet with the SCDOT Project
35 communications team. The Contractor shall draft and submit to SCDOT
36 relevant agenda items for SCDOT’s Meeting Agenda for review 24 hours
37 prior to the meeting.

38 Meeting information shall include a two-week look ahead of construction
39 status and traffic impacts. The Contractor shall be prepared to discuss key
40 stakeholder issues and action items. The Contractor shall ensure that all

1 subjects of community relations and public impact from construction
2 operations are on the agenda. These items may include, but are not limited
3 to, traffic control phasing, graphic illustrations, and Project pictures, etc.,
4 are included on the agenda of each construction progress meeting.

5 The Contractor shall include supporting graphics for all information
6 presented so that SCDOT may review, approved and/or request changes
7 at that time.

8 130.2.3.7 Public Alert Drafts

9 The Contractor shall use templates designed by SCDOT to draft
10 construction alerts, advertisements and media announcements for
11 moderate and low-impact construction activity. Announcements
12 regarding high-impact construction activity shall be drafted by SCDOT
13 with input from the Contractor. Construction impact status shall be
14 determined by SCDOT. Announcement templates will be made available
15 via ProjectWise Deliverables Management. The Contractor shall provide
16 drafts of templates no less than ten working days prior to the start of the
17 impact to allow enough time for approvals and distribution by SCDOT.

18 When unplanned conditions occur with less than ten days' Notice, the
19 Contractor shall deliver electronic alerts to SCDOT within an hour of the
20 occurrence.

21 130.2.3.8 Public and Stakeholder Engagement

22 SCDOT shall build and maintain a stakeholder database and stakeholder
23 management tool. The Contractor will be provided access to the
24 stakeholder management database for reference and shall submit
25 requested additions or changes to the database on a weekly basis.

26 The Contractor shall forward to SCDOT any general stakeholder inquiries
27 and recommended responses to the inquiry within 24 hours of receipt.
28 SCDOT will review responses and respond to the inquiry directly with
29 the Contractor copied.

30 The Contractor shall forward to SCDOT any inquiries from elected
31 officials or key stakeholders identified in the database and recommended
32 responses to the inquiry within two hours.

33 The Contractor shall not distribute any information to the public or
34 stakeholders, respond to inquiries from the public or stakeholders, or
35 schedule public or stakeholder events or meetings without prior approval
36 of SCDOT.

37 130.2.3.9 Communications Material

1 The Contractor shall provide information for SCDOTs use in direct
2 mailers, flyers, and other promotional materials when requested.

3 130.2.3.10 Media Relations

4 SCDOT is responsible for interfacing with the media. The Contractor
5 shall direct all questions from the media to SCDOT. The Contractor shall
6 provide Project details and visuals for media releases and advisories to
7 SCDOT when requested.

8 The Contractor shall coordinate with SCDOT to determine a location at
9 or near the site designated for media. This location shall be at a safe-
10 enough distance for media to take photographs or video of Project Work
11 without the need to engage with the Contractor’s personnel or interrupt
12 Project Work. Should the media arrive at the designated media location
13 unannounced, the Contractor’s personnel shall not engage with them and
14 shall immediately notify SCDOT by phone and/or text messaging. If the
15 media arrives at any other location at or near the Project Site, they should
16 first be courteously escorted to the designated media location and then
17 SCDOT shall be notified of their presence by phone and/or text
18 messaging.

19 The Contractor shall establish procedures and processes to facilitate
20 media tours of the Site. The Contractor shall not allow media on the Site
21 unless accompanied by SCDOT. Media tour facilitation may include
22 providing water, personal protective equipment (PPE), safety escorts,
23 lighting and safe locations for media during live shots or on-site
24 interviews.

25 The Contractor shall not speak to the media about the Project without
26 prior authorization from SCDOT. Unauthorized communication by
27 Contractor staff with any member of the media or elected officials may
28 require the Contractor to replace its employee with an alternate staff
29 member possessing equivalent experience.

30 130.2.3.11 Crisis Communications

31 The Contractor’s community and public relations support plan shall
32 include the Contractor’s rapid response protocols for a crisis that affects
33 the Project, which includes emergencies, accidents and incidents within
34 the Project ROW, a sudden, catastrophic event that materially impairs the
35 ability to use the freeway, materially and adversely impacts construction
36 activities, requires lane closures of an unusual or more frequent nature
37 than normal; requires a full shutdown of the roadways within the Project
38 imits; or otherwise creates a health or safety hazard.

39 The plan shall identify an individual and an alternate who must be
40 available and can be contacted 24/7/365 when an Emergency is identified.

1 The Contractor shall make Emergency and alternate telephone numbers
2 available to the Project team. The crisis communications plan must
3 include the following commitments:

- 4 A. The Contractor’s process for integrating its crisis communications
5 protocols into the crisis communications plan to be outlined in the
6 comprehensive communication plan that SCDOT will provide to the
7 Contractor.
8 B. Within thirty minutes of becoming informed of the crisis, the
9 Contractor will notify SCDOT via phone call, text messaging, and
10 email of any Emergency affecting the Project, that occurred within the
11 Project Right-of-Way, or required unexpected roadway closures.
12 C. The crisis communications plan must include the Contractor’s plan to
13 support SCDOTs dissemination of information on an expedited basis
14 to motorists, to the media and through social media to make the public
15 aware of the crisis within 90 minutes of the event.
16 D. The Contractor shall prepare a written report documenting the incident
17 and submit it to the designated person(s) identified in SCDOTs crisis
18 communications plan within 24 hours of the incident. The report shall
19 document the time, location, participants and cause of the incident, as
20 well as the Contractor’s action (or intended action) to resolve the
21 incident.

22 130.2.3.12 Special Events

23 Subsection 601.1.3 of SCDOTs Standard Specifications identifies special
24 events as events generating excessive traffic as determined by SCDOT.
25 The Contractor shall maintain an up-to-date list of special events
26 occurring in the Midlands region with a specific focus on events occurring
27 within the local jurisdictions and coordinate closures to accommodate the
28 event traffic. Coordination shall include contacting event manager(s) to
29 provide specific Project information relevant to event planning and
30 execution, including potential alternate routes and parking. The
31 Contractor shall document this exchange of information in the stakeholder
32 communication management system.

33 130.2.3.13 511 Notification

34 The Contractor’s shall provide SCDOT and SCDOTs Traffic
35 Management Center with a contact list of the Contractor’s communication
36 staff and their roles. A designated Contractor Representative will be
37 responsible for contacting 511 to inform the operators of construction
38 activities scheduled each day. Calls will be placed prior to construction
39 activities starting, during construction (should changes occur due to early
40 completion, weather, an incident at the Site, etc.) and when the activities
41 have been completed and traffic is no longer affected. When sending the
42 information to 511, the Contractor Representative will also send the

updates to the Project team via email. If changes occur and 511 is not notified but receives information that is not consistent with the report, the operator will contact the first Person listed on the contact list to verify the alert. 511 information website and contact information will be included on social media accounts, the Carolina Crossroads website, in press releases and in all distributed public information materials.

130.2.3.14 Photography / Videography

Contractor shall photograph and collect video of construction activities as needed to convey the state of the Project in materials disseminated to the stakeholders. Photos and videos must be of adequate quality to be printed electronically and streamed. Examples of activities to photograph and video include signage installation, major earthwork, bridge construction, paving, and other milestones. At a minimum, the Contractor shall provide twenty-five (25) photos and five (5) minute-long videos each month that can be utilized on the Project website and social media platforms.

130.2.3.15 Environmental Justice

The community and public relations support plan shall incorporate the Contractor’s methodology for compliance with Title VI, the Americans with Disabilities Act (ADA), limited English proficiency and other federal regulations for environmental justice populations. The community and public relations support plan shall also identify the Contractor’s protocols for considering the needs of traditionally underserved communities including, but not limited to, low-income households, minority households, Native Americans and ADA populations.

130.3 Deliverables

TP Table 130-1 reflects a list of Deliverables identified in TP Section 130 and is not intended to be an all-inclusive listing of Deliverables. Design-Builder shall determine and submit all Deliverables as required by the Contract Documents, Governmental Approvals, and the Government Entities. At a minimum and unless otherwise specified in the Contract Documents, Contractor shall submit the following to SCDOT in the formats described in TP Section 110.5:

TP Table 130-1: Deliverable Summary

Deliverables	Level of Review*	Number of Copies	Deliverable Schedule	TP Section Reference
		Electronic		
Community and Public Relations Support Plan	2	1	Prior to issuance of NTP 2	130.2.3

*Levels of Review

1. SCDOT Discretionary Approval (Section 3.1.3 of the Agreement)
2. SCDOT Review and Comment (Section 3.1.5 of the Agreement)

1 **140. UTILITIES**

2 **140.1 General Requirements**

3 Contractor shall perform all Utility Adjustment Work in accordance with
4 TP Section 140. Contractor shall provide all Utility Adjustment Work to support design
5 and construction of the Project.

6 Any descriptions of conflicts or relocations in TP Section 140 are based on conflicts and
7 associated relocations resulting from the Schematic Design. The Contractor shall refine
8 In-Contract Utility Adjustment Work based on conflicts resulting from the Contractor's
9 Schematic Design.

10 The Utility Adjustment Work generally includes:

- 11 A. Utility Adjustment Work performed by Utility Company; and
12 B. In-Contract Utility Adjustment Work performed by the Contractor.

13 **140.2 Administrative Requirements**

14 140.2.1 Standards

15 Contractor shall perform all Utility Adjustment Work in accordance with the
16 standards, manuals, and guidelines listed in TP Attachment 100-1, and with the
17 applicable Utility Company's standards provided in TP Attachment 140-1
18 through TP Attachment 140-10.

19 140.2.2 Communication with Utility Companies

20 Contractor shall be responsible for coordinating, documenting, monitoring,
21 scheduling, and providing all efforts to know and understand the Project
22 construction and demolition activities with all Utility Companies that may be
23 affected by the Project, including but not limited to, sending Plans, meetings,
24 correspondence, phone calls, as may be necessary for the construction of the
25 Project. This includes coordination with Utility Companies that will perform their
26 own Utility Adjustment Work and coordination with Utility Companies that have
27 chosen the Contractor to perform In-Contract Utility Adjustment Work.

28 140.2.3 SCDOT-Provided Utility Information

29 SCDOT has performed preliminary utility coordination efforts for the Carolina
30 Crossroads Program. This effort included underground and above ground utility
31 mapping and Subsurface Utility Engineering (SUE) in accordance with American
32 Society of Civil Engineering (ASCE) Standard Guideline for the Collection and
33 Depiction of Existing Subsurface Utility Data (CI/ASCE 38-02). Level B and C
34 SUE, as of November 15, 2018, is provided in TP Attachment 140-11 and TP
35 Attachment 140-12.

1 Utilities have been designated along the Schematic Design; however, the
2 designation may not include all Utilities within the Schematic ROW. It is the
3 Contractor's responsibility to verify any new Utility installed since Level B and
4 C SUE was obtained and to verify all utilities within the limits of D&C Work.
5 Level B SUE was performed for directed buried conventional telecommunication
6 lines 100-pair or larger, conventional telecommunication and CATV line in
7 conduit, all fiber optic utility mains, all gas mains, all water mains, all force main
8 sanitary sewer lines and underground transmission utilities. Level C SUE was
9 performed for direct buried conventional telecommunication lines less than 100-
10 pair and direct buried coaxial CATV lines. Sanitary gravity sewer lines are
11 depicted at Quality Level 'C' (QL-C) from manhole to manhole. Services to
12 residents and business are not included.

13 A general project information meeting was held with all Utility Companies to
14 inform the Utility Companies of the Project, the Schematic Design, Project
15 Schedule, potential conflicts, and associated Utility Adjustments. Additional
16 meetings were held with Utility Companies to discuss their facilities in greater
17 detail, review Prior Rights claims, anticipated conflicts and associated Utility
18 Adjustments, and any design, coordination, or construction requirements.

19 Contractor shall ensure that all Utility Work performed by or on behalf of
20 Contractor complies with the requirements of this Contract. Contractor is
21 responsible for complying with the Utility Company requirements provided in TP
22 Attachment 140-1 through TP Attachment 140-10.

23 140.2.4 Procedures

24 Contractor shall meet with the SCDOT's Office of Alternative Delivery and
25 Utilities Office within 30 days after issuance of NTP 1. Intent of the meeting will
26 be to review utility coordination procedures and establish points of contact and
27 communication protocol.

28 Contractor shall initiate coordination with all Utility Companies performing their
29 own Utility Adjustment Work and provide the Utility Companies with design
30 Plans for their use in developing relocation sketches as soon as the Plans have
31 reached a level of completeness adequate to allow the Utility Companies to fully
32 understand the Project impacts. If a party other than the Utility Company prepares
33 relocation sketches, there shall be a concurrence box on the Plans where the
34 Utility Company accepts the relocation sketches as shown.

35 Contractor shall hold utility coordination meetings on a bi-weekly basis or more
36 often as needed, with SCDOT and the Utility Companies to communicate with
37 the Utility Companies, Contractor's staff, and others to ensure that conflicts are
38 being resolved throughout the duration of the design of the Project.

39 140.2.5 Prior Rights Determination

1 Utilities that have Prior Rights are those that occupy a parcel by fee simple title,
2 easement or other legal means as evidenced by Utility Company provided Prior
3 Rights Documentation that clearly shows the Utility Company's rights or title
4 predates SCDOT's right-of-way acquisition. SCDOT will certify any Prior Rights
5 claims. SCDOT will provide any certified Prior Rights information collected as
6 of the Setting Date. Utility Company specific certified Prior Rights information,
7 if applicable, will be provided as part of TP Attachment 140-1 through TP
8 Attachment 140-10. Contractor is responsible for collecting and reviewing Prior
9 Rights Documents for all other Utilities and will make a recommendation to
10 SCDOT on Prior Rights certifications.

11 Contractor shall certify to SCDOT that all Utilities have been identified and that
12 those Utility Companies with Prior Rights or other claims related to relocation or
13 coordination with the Project have been relocated or their claims otherwise
14 satisfied or will be satisfied by Contractor.

15 **140.3 Design Requirements**

16 Contractor shall minimize impacts to all Utilities. Utility Adjustments within the Project
17 ROW must comply with the requirements of the SCDOT Utilities Accommodations
18 Manual, "A Policy for Accommodating Utilities on Highway Rights-of-Way", except as
19 modified in the Contract Documents.

20 **140.3.1 Utility Identification**

21 Contractor shall verify that all Utilities within the Project ROW have been
22 designated. Utility contact information, quick reference table, base CADD file(s),
23 utility sheets, encroachment permits, and an encroachment permit log can be
24 found in the Project Information Package.

25 **140.3.1.1 Utility Companies**

26 Contractor shall identify and verify the location of all Utilities within the
27 Project limits or otherwise affected by the Work. Utility Companies or
28 agencies known to have facilities within the Project Limits include the
29 following:

- 30 A. AT&T – telecommunications and fiber optic cable;
- 31 B. City of Columbia – water and sewer;
- 32 C. Charter Spectrum – fiber optic cable;
- 33 D. Crown Castle and Conterra Cellular Tower – fiber optic cable;
- 34 E. Department of Administration – telecommunications and fiber optic
35 cable;
- 36 F. Dixie Pipeline – gas;
- 37 G. Dominion Energy Gas Distribution – gas;
- 38 H. Dominion Energy Power Distribution – power;

- 1 I. LUMEN (CenturyLink, Level 3 Communications) -
- 2 telecommunications and fiber optic cable;
- 3 J. South Carolina Water Utilities (including Palmetto Utilities and
- 4 Synergy Utilities) - sewer;
- 5 K. SEGRA (Spirit Communications) - telecommunications and fiber
- 6 optic cable;
- 7 L. SCDOT – ITS and signals; and
- 8 M. MCI Metro (Verizon) – telecommunications and fiber optic cable.
- 9 N. Mid-Carolina Electric Cooperative

10 140.3.1.2 Investigations

11 Contractor shall be responsible for all conflict avoidance measures,
12 including all temporary relocation costs, if applicable, and eliminating
13 any conflicts among all Utilities within the Project’s right of way. This
14 includes performing such design Work, additional Subsurface Utility
15 Engineering (SUE) (including quality Level A), surveying and
16 coordinating to avoid conflicts, including specifically where Utilities
17 from different Utility Companies are co-located or closely located.
18 Contractor shall ensure that each relocated Utility does not present a
19 current or future conflict with the Project or other Utility Adjustments.
20 The resolution of any conflicts between Utility Companies and the
21 construction of the Project shall be the responsibility of the Contractor.

22 Contractor shall conduct a Reasonable Investigation of the Project Work
23 Site prior to commencement of any construction Work in any particular
24 area to facilitate proper identification of all utility facilities in that area
25 and include in its design Work all such utility facilities so as to minimize
26 disruption to Utilities and Utility Companies’ normal operations, to avoid
27 conflicts between or among Utilities and the completed Project where
28 possible, and to minimize conflicts where conflicts cannot be avoided. If
29 there is a Dispute between the Contractor and SCDOT as to whether a
30 Utility Adjustment is required, SCDOT shall have the final determination.

31 Contractor at all times shall coordinate and cooperate, and require its
32 Subcontractors, consultants, and suppliers to coordinate and cooperate
33 with SCDOT, Utility Companies, adjacent property owners, and any third
34 parties (whether retained by or on behalf of SCDOT) performing with, on
35 or around the Project’s right of way.

36 140.3.2 Utility Conflict Matrix

37 Contractor shall prepare a database of utility conflicts with individual utility
38 conflict numbers that facilitates tracking and reporting of Utility
39 Adjustment/Relocation Work including location, size, Prior Rights, and cost
40 associated with the Utilities.

1 140.3.3 ~~Design Documents~~ ~~Utility Adjustment Plans~~

2 Contractor is responsible for and shall incorporate all Utility Information and
3 Utility Adjustment Work into the ~~Design Documents~~ ~~Utility Adjustment Plans~~.
4 Contractor shall be aware of the boundaries of the Project study area (PSA) and
5 the impacts documented in the combined Final Environmental Impact Statement
6 (FEIS) / Record of Decision (ROD) approved for the Carolina Crossroads
7 Program by the Federal Highway Administration (FHWA) on May 2, 2019, and
8 US Army Corps of Engineers (USACE) Section 404 Individual Permit (TP
9 Attachment 160-2 and TP Attachment 160-5) and shall avoid or minimize
10 impacts to the most practicable extent. In cases where impacts cannot be avoided,
11 or if the Contractor elects to construct the Project in a manner that is not consistent
12 with the assumptions in the SCDOT prepared environmental Documents,
13 Contractor shall be responsible for performing a NEPA Re-Evaluation and any
14 necessary permit modifications; see Agreement Article 4 and TP Section 160 for
15 additional information.

16 Prior to permit application, Contractor shall obtain Utility Company approval of
17 ~~Utility Adjustment~~ ~~Design Documents~~ ~~Plans~~ prepared by Contractor. Contractor
18 shall apply for and receive all necessary permits, including Construction Permit
19 Application for Water / Wastewater Facilities through SCDHEC and its successor
20 agencies, for the Utility Adjustment Work. See TP Section 160 and Agreement
21 Article 4 for information on USACE Section 404 Individual Permit already
22 obtained by SCDOT and for additional USACE Section 404 Permits, mitigation,
23 and coordination required for Utility Adjustment Work.

24 140.3.3.1 Plans Prepared by Contractor

25 Contractor shall submit ~~Design Documents~~ ~~Utility Adjustment Plans~~ to
26 SCDOT for review, and SCDOT shall provide the Design
27 Documents ~~Utility Adjustment Plans~~ to the Utility Company for their
28 review. Following Utility Company's review of the Plans, Contractor
29 shall resolve comments prior to Submittal of Released for Construction
30 (RFC) Plans.

31 Contractor shall submit 30-percent, 60-percent, and 100-percent Design
32 Documents ~~Utility Adjustment Plans~~ to SCDOT for design review in
33 accordance with TP Section 140 and TP Section 110. Plans for Utility
34 Adjustment Work shall be independent Plans under separate cover from
35 roadway Plans, but utility design shall be fully coordinated with the
36 roadway design. The roadway design, including drainage systems and all
37 structures, shall be shown in ~~Design Documents~~ ~~Utility Adjustment Plans~~.

38 140.3.3.2 Plans Prepared by the Utility Company

39 Contractor shall be responsible for collecting and submitting to SCDOT
40 the following from each Utility Company whose utility facilities are

1 located, whether by Utility Adjustment, or otherwise, within the Project
2 right-of-way:

- 3 A. Relocation sketches including letters of “no cost” where the Utility
4 Company does not have Prior Rights;
- 5 B. Utility Agreements between SCDOT and Utility Companies including
6 documentation of Prior Rights, cost estimate and relocation Plans
7 where the Utility Company has Prior Right; and/or
- 8 C. Letters of “no conflict” where the Utility Company’s facilities will not
9 be adversely affected by the Project. Include location sketches on
10 SCDOT Plans confirming and certifying that utility facilities do not
11 present a conflict.
- 12 D. Encroachment Permits for all Utilities encroaching into the Project
13 ROW.

14 Contractor shall assemble the information required under the Utility
15 Agreements and such other agreements between SCDOT and the Utility
16 Company as part of the RFC Document package.

17 **140.4 Construction Requirements**

18 140.4.1 Utility Service Maintenance

19 Utility Company shall maintain existing facilities in place at its expense until new
20 facilities that are acceptable to Utility Company have been constructed, tie-ins
21 and switch-overs have been completed, and existing facilities are ready to be
22 removed. Contractor shall furnish the necessary equipment and furnishings
23 required by the Utility Company. This includes any and all necessary special
24 trench, conduit and backfill, and fence enclosures or gates required by each Utility
25 Company. Contractor shall be responsible for installation and maintenance of all
26 temporary facilities and maintains ownership of temporary facilities, while Utility
27 Company retains responsibility for operation of any temporary supporting
28 systems facilities which support the operation of the Contractor’s temporary
29 facilities.

30 140.4.2 Existing Utility Protection

31 Contractor shall determine if utilities require Utility Adjustment(s) in accordance
32 with SCDOT Utilities Accommodations Manual, “A Policy for Accommodating
33 Utilities on Highway Rights-of-Way”, except as modified in TP Section 140.

34 140.4.3 Abandonment and Removal

35 Contractor shall determine if existing utilities require Abandonment or removal
36 and shall abandon / remove existing utilities in accordance with SCDOT Utilities
37 Accommodations Manual, “A Policy for Accommodating Utilities on Highway
38 Rights-of-Way”, except as modified in TP Section 140.

140.4.4 In-Contract Utility Adjustment Work by Contractor

Contractor is responsible for all Utility Adjustment Work, including all costs, utility coordination, permitting, design and construction necessary for In-Contract Utility Adjustment Work. Contractor shall be responsible for all costs and schedule impacts and Delays due to failure to adhere to Utility Company design criteria and specifications.

All Utility Adjustment Work shall be performed by a Contractor-related Entity approved by the applicable Utility Company.

Utility Adjustment Work shall be designed by a designer approved by Utility Company and licensed and qualified to perform the Utility Adjustment Work. The Utility Adjustment Work shall be constructed by a contractor approved by Utility Company and licensed and qualified to perform the Utility Adjustment Work. List of Utility Companies' approved designers and contractors along with procedures for becoming an approved and qualified designer and contractor, if available, are included in TP Attachment 140-1 through TP Attachment 140-10.

All Work performed by Contractor shall be performed within SCDOT Rights-of-Way, or within Utility Company's existing easements, as coordinated with and approved by SCDOT. Contractor may access the service connection locations and tie points outside of SCDOT's right-of-way where Utility Company has right-of-entry to complete the Utility Adjustment Work.

If a joint use duct bank is used to consolidate telecommunications relocations, Contractor may design and construct the joint use duct bank using information in the TP Attachments or in accordance with SCDOT Utilities Accommodations Manual, "A Policy for Accommodating Utilities on Highway Rights-of-Way". For all conduits installed, it is required to install and affix a pull cord to each end, of appropriate excess length, for current and future fiber optic cable installation.

Contractor shall name the Utility Companies as an additional insured on all policies covering Contractor's Work on this Project as required in Agreement Article 11. Contractor will provide copies to the Utility Companies. Contractor shall be responsible for the Utility Adjustment Work until it is accepted by Utility Company and shall Warranty Utility Adjustment Work in accordance with the Agreement.

In-Contract Utility Adjustment Work performed by Contractor for this Project shall include Utility Adjustments and other activities associated with avoidance or mitigation of existing facilities for the following Utility Companies:

● ~~*AT&T*~~
~~Based on the Schematic Design, the proposed In-Contract Utility Adjustment Work may include Utility Adjustments as described in the Project Information Package TP Attachment 140-1.~~

~~FinalAdditional In-Contract Utility Adjustment Work may be required based on the Contractor's Schematic Design impacting existing AT&T facilities. Contractor shall make certain all Utility Adjustment Work is in compliance with this Contract, all applicable SCDOT policies, including SCDOT's Utilities Accommodations Manual – "A Policy for Accommodating Utilities on Highway Rights of Way", and Utility Company design criteria, requirements and specifications.~~

~~Utility Adjustment Work to existing AT&T facilities beyond these areas shall be carried out through a Utility Agreement in accordance with Agreement Article 5. Contractor shall carry out construction of the conduit, 4 ft sweeps and associated appurtenances.~~

- ***City of Columbia – Water & Sewer***

Based on the Schematic Design, the proposed In-Contract Utility Adjustment Work may include Utility Adjustments as described in **the Project Information Package TP Attachment 140-2**.

~~FinalAdditional~~ In-Contract Utility Adjustment Work may be required based on the Contractor's **Schematic Design** impacting existing COC facilities. Contractor shall make certain all Utility Adjustment Work is in compliance with this Contract, all applicable SCDOT policies, including SCDOT's Utilities Accommodations Manual – "A Policy for Accommodating Utilities on Highway Rights of Way", and Utility Company design criteria, requirements and specifications.

Utility Adjustment Work to existing COC facilities beyond the Project Limits shall be carried out through a Utility Agreement in accordance with Agreement Article 5.

- ***Dominion Energy Gas Distribution***

Based on the Schematic Design, the proposed In-Contract Utility Adjustment Work may include Utility Adjustments as described in **the Project Information Package TP Attachment 140-3**.

~~FinalAdditional~~ In-Contract Utility Adjustment Work may be required based on the Contractor's **Schematic Design** impacting existing Dominion Energy Gas Distribution (DEGD) facilities. Contractor shall make certain all Utility Adjustment Work is in compliance with this Contract, all applicable SCDOT policies, including SCDOT's Utilities Accommodations Manual – "A Policy for Accommodating Utilities on Highway Rights of Way", and Utility Company design criteria, requirements and specifications.

1 Utility Adjustment Work to existing DEGD facilities beyond the Project
2 Limits shall be carried out through a Utility Agreement in accordance with
3 Agreement Article 5.

- 4
5 • ***Enterprise Products Partners L.P. (also known as Dixie Gas Pipeline)***
6 Based on the Schematic Design, the proposed In-Contract Utility Adjustment
7 Work may include Utility Adjustments as described in the **Project**
8 **Information Package TP Attachment 140-4**.

9
10 **Final Additional** In-Contract Utility Adjustment Work may be required based
11 on the Contractor's **Schematic Design** impacting existing Enterprise
12 Products Partners L.P. (EPP) facilities. Contractor shall make certain all
13 Utility Adjustment Work is in compliance with this Contract, all applicable
14 SCDOT policies, including SCDOT's Utilities Accommodations Manual – A
15 Policy for Accommodating Utilities on Highway Rights of Way, and Utility
16 Company design criteria, requirements and specifications.

17
18 Utility Adjustment Work to existing **EPP DEGD** facilities beyond the Project
19 Limits shall be carried out through a Utility Agreement in accordance with
20 Article 5 of the Agreement Article 5.

- 21 • ***LUMEN (formerly known as CenturyLink, formerly known as Level 3***
22 ***Communications)***

23 Based on the Schematic Design, the proposed In-Contract Utility Adjustment
24 Work may include Utility Adjustments as described in **Project Information**
25 **Package TP Attachment 140-5**.

26
27 **Final Additional** In-Contract Utility Adjustment Work may be required based
28 on the Contractor's **Schematic Design** impacting existing LUMEN's (LUM)
29 Utilities. Contractor shall make certain all Utility Adjustment Work is in
30 compliance with this Contract, all applicable SCDOT policies, including
31 SCDOT's Utilities Accommodations Manual – "A Policy for
32 Accommodating Utilities on Highway Rights of Way", and Utility Company
33 design criteria, requirements and specifications. Impacted LUM utility
34 facilities are to be consolidated into two (2) 4-inch conduits, associated
35 appurtenances and bore crossings, including one (1) 2-inch conduit for
36 multiple lateral connections. All lateral crossings shall be a continuous
37 conduit from hand hole box to hand hole box.

38
39 Utility Adjustment Work to existing LUM facilities beyond the Project Limits
40 shall be carried out through a Utility Agreement in accordance with
41 Agreement Article 5. Contractor shall carry out construction of the conduit,
42 4-ft sweeps and associated appurtenances.

- 43
44 • ***MCI (Verizon Enterprise Solutions)***

1 Based on the Schematic Design, the proposed In-Contract Utility Adjustment
2 Work may include Utility Adjustments as described in **the Project**
3 **Information Package**TP Attachment 140-6.

4
5 **FinalAdditional** In-Contract Utility Adjustment Work may be required based
6 on the Contractor's **Schematic Design** impacting existing MCI's (MCI)
7 Utilities. Contractor shall make certain all Utility Adjustment Work is in
8 compliance with this Contract, all applicable SCDOT policies, including
9 SCDOT's Utilities Accommodations Manual – "A Policy for
10 Accommodating Utilities on Highway Rights of Way", and Utility Company
11 design criteria, requirements and specifications. Impacted MCI utility
12 facilities are to be consolidated into two (2) 4.25-inch 6-way conduits,
13 associated appurtenances and bore crossings. Additional coordination will be
14 required with SEG regarding adjustments due to MCI leasing one of SEG's
15 conduits (i.e. see TP Attachment 140-6 for specific locations.).
16

17 Utility Adjustment Work to existing MCI facilities beyond the Project Limits
18 shall be carried out through a Utility Agreement in accordance with **Article 5**
19 **of the Agreement** Article 5. Contractor shall carry out construction of the
20 conduit, 4-ft sweeps and associated appurtenances.
21

22 • ***SEGRA (formerly known as Spirit Communications)***

23 Based on the Schematic Design, the proposed In-Contract Utility Adjustment
24 Work may include Utility Adjustments as described in **the Project**
25 **Information Package**TP Attachment 140-7.

26
27 **FinalAdditional** In-Contract Utility Adjustment Work may be required based
28 on the Contractor's **Schematic Design** impacting existing SEGRA's (SEG)
29 Utilities. Contractor shall make certain all Utility Adjustment Work is in
30 compliance with this Contract, all applicable SCDOT policies, including
31 SCDOT's Utilities Accommodations Manual – "A Policy for
32 Accommodating Utilities on Highway Rights of Way", and Utility Company
33 design criteria, requirements and specifications. Impacted SEG utility
34 facilities are to be consolidated into three (3) 1.25-inch HDPE conduits,
35 associated appurtenances and bore crossings. Additional coordination will be
36 required with MCI regarding adjustments due to MCI leasing one of SEG's
37 conduits (i.e. see TP Attachment 140-7 for specific locations).
38

39 Utility Adjustment Work to existing SEG facilities beyond the Project Limits
40 shall be carried out through a Utility Agreement in accordance with
41 Agreement Article 5. Contractor shall carry out construction of the conduit,
42 4-ft sweeps and associated appurtenances.
43

44 • ***South Carolina Department of Administration***

1 Based on the Schematic Design, the proposed In-Contract Utility Adjustment
2 Work may include Utility Adjustments as described in **the Project**
3 **Information Package**~~TP Attachment 140-8~~.

4
5 ~~Final~~**Additional** In-Contract Utility Adjustment Work may be required based
6 on the Contractor's **Schematic Design** impacting existing South Carolina
7 Department of Administration's (SCDOA) Utilities. Contractor shall make
8 certain all Utility Adjustment Work is in compliance with this Contract, all
9 applicable SCDOT policies, including SCDOT's Utilities Accommodations
10 Manual – "A Policy for Accommodating Utilities on Highway Rights of
11 Way", and Utility Company design criteria, requirements and specifications.
12

13 Utility Adjustment Work to existing SCDOA facilities beyond the Project
14 Limits shall be carried out through a Utility Agreement in accordance with
15 Agreement Article 5. Contractor shall carry out construction of the conduit,
16 4-ft sweeps and associated appurtenances.
17

- 18 • ***Spectrum Southeast, LLC (formerly known as Charter Communications,***
19 ***also inclusive of DukeNet facilities)***

20 Based on the Schematic Design, the proposed In-Contract Utility Adjustment
21 Work may include Utility Adjustments as described in **the Project**
22 **Information Package**~~TP Attachment 140-9~~.

23
24 ~~Final~~**Additional** In-Contract Utility Adjustment Work may be required based
25 on the Contractor's **Schematic Design** impacting existing Spectrum
26 Southeast's (SS) Utilities. Contractor shall make certain all Utility
27 Adjustment Work is in compliance with this Contract, all applicable SCDOT
28 policies, including SCDOT's Utilities Accommodations Manual – "A Policy
29 for Accommodating Utilities on Highway Rights of Way", and Utility
30 Company design criteria, requirements and specifications. Impacted SS utility
31 facilities are to be consolidated into two (2) 4-inch conduits, associated
32 appurtenances and bore crossings, including one (1) 2-inch conduit for
33 multiple lateral connections.
34

35 Utility Adjustment Work to existing SS facilities beyond the Project Limits
36 shall be carried out through a Utility Agreement in accordance with
37 Agreement Article 5. Contractor shall carry out construction of the conduit,
38 4-ft sweeps and associated appurtenances.
39

- 40 • ***South Carolina Water Utilities (formerly known as Palmetto Utilities /***
41 ***Synergy)***

42 Based on the Schematic Design, the proposed In-Contract Utility Adjustment
43 Work may include Utility Adjustments as described in **the Project**
44 **Information Package**~~TP Attachment 140-10~~.
45

Final Additional In-Contract Utility Adjustment Work may be required based on the Contractor’s **Schematic Design** impacting existing SCWU Utilities. Contractor shall make certain all Utility Adjustment Work is in compliance with this Contract, all applicable SCDOT policies, including SCDOT’s Utilities Accommodations Manual – “A Policy for Accommodating Utilities on Highway Rights of Way”, and Utility Company design criteria, requirements and specifications.

Utility Adjustment Work to existing SCWU facilities beyond the Project Limits shall be carried out through a Utility Agreement in accordance with Article 5 of the Agreement Article 5.

140.4.4.1 Inspection

Contractor shall coordinate with Utility Companies concerning schedule for Utility Adjustment Work and to allow access for observation and inspection. Contractor shall coordinate the construction schedule and provide three Business Days’ Notice for days in which the Contractor plans to perform Utility Adjustment Work, and Contractor shall invite Utility Companies to attend all utility meetings. Contractor shall provide Utility Company access to the Site when Utility Adjustment Work is underway, allowing unimpeded access to their facilities in case of emergencies and for operational maintenance issues.

Contractor shall coordinate sequencing of Utility Adjustment Work, including relocation, testing, and placing into service to make certain all test and approvals are in place prior to new segments go into service. At no time during construction shall the existing segments that are being relocated / adjusted be taken out of service until the new segments are placed into service. This is necessary to avoid interruption of service to customers along the Project route and within the Project Limits.

140.4.4.2 Approval

Contractor shall coordinate with Utility Companies to obtain approval and acceptance of Utility Adjustment Work as defined below:

- A. **Substantial Utility Adjustment Work Completion** – shall mean the date on which any portion of the Utility Adjustment Work is installed, inspected, and placed into service in accordance with Utility Company’s Plans and specifications. Contractor to coordinate and notify Utility Company when Utility Adjustment Work has been installed, inspected, and placed into service.
- B. **Final Utility Adjustment Work Acceptance** – shall mean the date beyond Substantial Utility Adjustment Work Completion on which any portion of the Utility Adjustment Work has been placed into service; switch-over of services has been completed, or all Work

1 necessary to enable Utility Adjustment Work to be used by consumer
2 enabling the original Utility to be demolished; old facilities have been
3 disconnected and demolished; Contractor shall submit record
4 drawings for approval by Utility Company. Contractor shall certify
5 construction and receive a permit to operate from SCDHEC and its
6 successor agencies.

7 C. **Acceptance of Utility Adjustment Work** – shall mean Utility
8 Company’s taking control of the finished Utility Adjustment Work, or
9 any portion thereof, in its final form after Utility Company confirms
10 that all design criteria and requirements have been met and Utility
11 Company has acknowledged Final Completion Acceptance.

12 D. **Taking Control** – shall mean utilizing the relocated Utility to provide
13 service to its customers and abandoning existing Utility.

14 140.4.5 Utility Adjustment Work by Utility Company

15 For those Utilities that have Prior Rights and elect not to be in-contract but
16 perform their own Utility Adjustments, such Utility Work will be covered by an
17 executed Utility Agreement.

18 For those Utilities where the Contractor determines that the SCDOT has Prior
19 Rights, Contractor may exercise these rights. If the Utility Company disputes that
20 SCDOT has senior real property rights in such portion of the Project’s right of
21 way, then Contractor shall promptly notify SCDOT in writing, and SCDOT shall
22 be responsible for addressing the Dispute. As between Contractor and SCDOT,
23 SCDOT shall have final determination of the Utility Company’s real property
24 rights and specifically who, as between SCDOT and the Utility Company, which
25 entity has Prior Rights.

26 After the Effective Date, Contractor shall coordinate, monitor, and otherwise
27 undertake the necessary efforts to cause Utility Companies performing their own
28 Utility Adjustments to perform such Work timely, in coordination with the
29 Contractor’s Work under this contract, and in compliance with the standards of
30 design and construction and other applicable requirements specified in the
31 Agreement.

32 Contractor may not authorize a Utility Company to begin its Utility Adjustments
33 until authorized in writing by SCDOT. Any early authorization by Contractor
34 shall be at the Contractor’s risk. Contractor shall provide timely design
35 information reasonably required by Utility Companies who are performing their
36 own Utility Adjustments under Utility Agreements and No Prior Rights
37 Arrangements Agreements.

38 140.4.6 Utility Record Drawings

39 At the time that the Contractor notifies SCDOT that Contractor has reached Final
40 Completion, Contractor shall certify to SCDOT that all utilities have been

Technical Provision 140 - Utilities

1 identified and that those utilities with Prior Rights or other claims related to
 2 relocation or coordination with the Project have been relocated or their claims
 3 otherwise satisfied by Contractor. Contractor shall accurately show the final
 4 location of all utilities on the As-Built Plans for the Project, including As-Built
 5 for encroachment permit closeout of Utility Adjustment Work.

6 **140.5 Deliverables**

7 TP Table 140-1 reflects a list of Deliverables identified in TP Section 140 and is not
 8 intended to be an all-inclusive listing of Deliverables. Contractor shall determine and
 9 submit all Deliverables as required by the Contract Documents, Governmental
 10 Approvals, the Governmental Entities, and Utility Companies.

11 At a minimum and unless otherwise specified in the Contract Documents, Contractor
 12 shall submit the following to SCDOT in the formats described in TP Section 110.5:

13 **TP Table 140-1: Deliverable Summary**

Deliverables	Level of Review*	Number of Copies	Deliverable Schedule	TP Section Reference
		Electronic		
30% Design Documents Utility Adjustment Plans	2	1	Per Approved CPM Schedule	140.3.3.1
60% Design Documents Utility Adjustment Plans	2	1	Per Approved CPM Schedule	140.3.3.1
100% Design Documents Utility Adjustment Plans	2	1	Per Approved CPM Schedule	140.3.3.1
RFC Design Documents Utility Adjustment Plans	3	1	Per Approved CPM Schedule	140.3.3.1

14 *Levels of Review

- 15 1. SCDOT Discretionary Approval (Section 3.1.3 of the Agreement)
- 16 2. SCDOT Review and Comment (Section 3.1.5 of the Agreement)
- 17 3. Submittals not Subject to Prior Review, Comment or Approval (Section 3.1.6 of the Agreement)

18 **End Section**

1 **150. RAILROAD**

2 **150.1 General Requirements**

3 The Project interfaces with the railroad corridor owned and operated by CSX
4 Transportation (CSX or the “railroad”). The Contractor shall perform all railroad Work
5 in accordance with TP Section 150. The Contractor shall provide all railroad Work to
6 support design and construction of the Project.

7 **150.2 Administrative Requirements**

8 150.2.1 Standards

9 Contractor shall perform all railroad Work in accordance with the standards,
10 manuals, and guidelines listed in TP Attachment 100-1.

11 150.2.2 Meetings

12 The Contractor shall schedule and attend a mandatory meeting with SCDOT’s
13 Railroad Projects Office and Construction Engineer for the Office of Alternative
14 Delivery within 30 days after NTP 1. This meeting will clarify and define the
15 Contractor’s continuance of railroad coordination throughout the Project’s D&C
16 Period. More specific communication protocols, consistent with TP Section 150,
17 with respect to Contractor’s interaction and interface with the railroad through
18 SCDOT will also be established.

19 **150.3 Design Requirements**

20 Railroad right of way varies; see the Schematic Right of Way Plans in TP Attachment
21 809-1. The Contractor shall design all proposed elements crossing railroad rights of way,
22 including the required accommodations noted in this Technical Provision and per the
23 Contractor’s coordination efforts with the railroad, in accordance with the requirements
24 set forth in the railroad’s Public Project Manual.

25 At locations where the existing railroad right of way is 50 feet in width, the design shall
26 accommodate ~~access roads, utilities, drainage, and~~ two (2) future tracks, one either side
27 of the existing mainline, with 15-ft track centers. Assume both future tracks will be
28 constructed. Assume top-of-rail elevations of future tracks will match that of the existing
29 mainline rails. The required minimum vertical clearance will be required over all three
30 tracks within six (6) feet on either side of each track centerline. ~~Provide no less than 6~~
31 ~~inches of additional vertical clearance above the minimum in order to allow for potential~~
32 ~~future track sag removal by CSX.~~ Structures overpassing railroad tracks shall provide a
33 minimum of 23’-6” of vertical clearance.

34 At locations where the existing railroad right of way is 100 feet in width, the design shall
35 accommodate access roads, utilities, drainage, and two (2) future tracks, one either side
36 of the existing mainline, with 15-ft track centers. Assume both future tracks will be

1 constructed. Assume top-of-rail elevations of future tracks will match that of the existing
2 mainline rails. The required minimum vertical clearance will be required over all three
3 tracks within six (6) feet on either side of each track centerline. Provide no less than 6
4 inches of additional vertical clearance above the minimum in order to allow for potential
5 future track sag removal by CSX. Structures overpassing railroad tracks shall provide a
6 minimum of 23'-6" of vertical clearance.

7 The structure shall span the entire railroad right of way. MSE walls will not be permitted
8 in the railroad right of way. The required minimum horizontal clearance between any
9 permanent structure, including utilities, and the railroad right of way shall be 5 feet.

10 **150.4 Construction Requirements**

11 The Contractor shall deliver any railroad related Project Documents to SCDOT for
12 review and comment prior to distribution to the railroad. All SCDOT comments must be
13 addressed, and the comments closed by SCDOT, prior to distribution to the railroad. All
14 railroad related Documents shall include the railroad file number and railroad milepost
15 information.

16 **150.4.1 Compliance with Requirements**

17 The Contractor shall not commence Work on railroad property or within fifty (50)
18 feet of any railroad property or affect any railroad bridge, trestle, track, roadbed,
19 tunnel, underpass or crossing, unless and until the Contractor complies with the
20 timeframe in Agreement Section 5.9~~TP Section 150.4.3~~, or upon SCDOT
21 issuance of NTP 2, and satisfies the following conditions:

- 22 A. Contractor's Agreement has been signed. For purposes of this Section, the
23 "Contractor's Agreement" refers to the Schedule I form that is provided on
24 the SCDOT Design-Build website under the SCDOT Design-Build Standard
25 Forms Section;
- 26 B. Contractor has provided railroad with proof of insurance required by the
27 Contractor's Agreement satisfactory to railroad. Contractor must use the
28 Insurance Approval Request form that is provided on the SCDOT Design-
29 Build website under the SCDOT Design-Build Standard Forms Section; and
- 30 C. Contractor has complied with the Notice requirements set forth in the
31 railroad's Public Project Manual on the railroad's website.

32 All design and construction activities within 50 feet of nearest CSX right of way,
33 adjacent to, over or under any railroad centerline on the Site shall comply with all
34 Terms and conditions identified in the railroad's Public Project Manual. All
35 construction Work involving blasting shall comply with, at a minimum, all Terms
36 and conditions identified in the railroad's Public Project Manual.

37 **150.4.2 Insurance Requirements**

Technical Provision 150 - Railroad

1 Contractor shall comply with the insurance requirements specified in the
2 railroad's Public Project Manual as set forth on the railroad's website, on or
3 before the commencement of such portions of the Work as to involve or
4 reasonably could be construed to involve the railroad.

5 150.4.3 Right of Way

6 Contractor shall anticipate the need for SCDOT and the railroad to enter into a
7 real property agreement pertaining to any permanent improvements of the Project
8 that encroach on railroad's property. Contractor's access to the railroad property
9 for construction is subject to the requirements set forth in Agreement Section 5.9
10 ~~Contractor shall not access the Railroad property for construction until 9 months~~
11 ~~after SCDOT approves the Contractor's Project Right of Way plans. All real~~
12 ~~property transactions for this Project shall occur in one settlement; therefore, the~~
13 ~~Contractor Project Right of Way plan submittal shall include all of CSX's~~
14 ~~crossings within the submittal.~~

15 150.5 Deliverables

16 TP Table 150-1 reflects a list of Deliverables identified in TP Section 150 and is not
17 intended to be an all-inclusive listing of Deliverables. The Contractor shall determine
18 and submit all Deliverables as required by the Contract Documents, Governmental
19 Approvals, and the Governmental Entities. At a minimum and unless otherwise specified
20 in the Contract Documents, The Contractor shall submit the following to SCDOT in the
21 formats described in TP Section 110.5:

22 **TP Table 150-1: Deliverable Summary**

Deliverables	Level of Review*	Number of Copies	Deliverable Schedule	TP Section Reference
		Electronic		
Railroad Right-of-Entry Agreement(s)	2	1	Per approved CPM Schedule	150.4
Railroad Submittal Package(s)	2	1	Per approved CPM Schedule	150.4
Final Railroad Submittal Package(s)	2	1	Per approved CPM Schedule	150.4

23 *Levels of Review

- 24 1. SCDOT Discretionary Approval (Section 3.1.3 of the Agreement)
25 2. SCDOT Review and Comment (Section 3.1.5 of the Agreement)
26 3. Submittals not Subject to Prior Review, Comment or Approval (Section 3.1.6 of the Agreement)

27 **End Section**

1 **160 ENVIRONMENTAL**

2 **160.1 General Requirements**

3 Contractor shall perform all environmental Work in accordance with TP Section 160.
 4 Contractor shall provide all environmental Work to support design and construction of
 5 the Project.

6 The Contractor shall avoid impacts to the Environment to the most practicable extent. In
 7 cases where impacts cannot be avoided, the Contractor shall minimize impacts to the
 8 Environment to the most practicable extent.

9 **160.2 Administrative Requirements**

10 160.2.1 Standards

11 Contractor shall perform all environmental Work in accordance with the
 12 standards, manuals, and guidelines listed in TP Attachment 100-1.

13 **160.3 Governmental Approvals**

14 Contractor shall be responsible for obtaining all Governmental Approvals required to
 15 complete all Work unless otherwise specified in the Agreement. This includes all permits
 16 associated with the In-Contract Utility Adjustment Work. The Contractor shall maintain
 17 and comply with all permits obtained by SCDOT and Contractor necessary for
 18 completion of this Project. Governmental Approvals previously acquired by SCDOT
 19 shall be provided to the Contractor. Contractor shall complete any Governmental
 20 Approvals needed to perform the Work. The Contractor shall comply with all local, state,
 21 and federal permitting requirements.

22 160.3.1 SCDOT-Provided Approvals

23 **TP Table 160-1: SCDOT-Provided Approvals**

TP Attachment	Governmental Entity	SCDOT-Provided Approval	Status	Availability Date
160-1	FHWA	Carolina Crossroads I-20/26/126 Corridor Improvement Project Final Environmental Impact Statement / Record of Decision (FEIS/ROD) and subsequent re-evaluations (8/2/2020; 10/30/2020; 12/8/2020; 5/23/2022; 9/14/2022)	Executed	May 2, 2019
160-6	SCDHEC	401 Water Quality Certification	Executed	September 3, 2020

TP Attachment	Governmental Entity	SCDOT-Provided Approval	Status	Availability Date
160-5	Department of the Army	Department of Army Permit SAC-2015-01080 and subsequent Modification(s) (4/25/2022; 8/4/2022; 7/25/2023)	Executed	September 22, 2020

Contractor shall implement and adhere to all commitments and requirements included in, or required for compliance with, all Governmental Approvals. The FEIS/ROD lists the commitments and requirements.

Contractor acknowledges that SCDOT-provided approvals are based on the Schematic Design. SCDOT-provided approvals may either be completed Governmental Approvals, or require completion, re-evaluation, amendment, modification, or supplement as the Work progresses or in order to accommodate actions not identified in or permitted by those approvals. Changes to the design shown on the Schematic Design or incorporation of additional Contractor-Designated ROW into the Project may require new Governmental Approvals. Contractor shall be responsible for determining whether an additional environmental study, re-evaluation, amendment, or modification is necessary to address potential impacts resulting from such changes in the Schematic Design or incorporation of additional Contractor-Designated ROW into the Project. Utility Adjustments and other activities outside the Schematic ROW and/or outside of the identified impact area covered by SCDOT’s USACE Section 404 Permit will require a separate USACE Section 404 Permit.

If Contractor seeks an additional environmental study, re-evaluation, amendment, or modification, Contractor shall be solely responsible for pursuing and undertaking any such study, re-evaluation, amendment, or modification, including any Delay or cost associated therewith. Contractor shall submit the Governmental Approval Package to SCDOT in accordance with TP Table 160-2. Contractor shall be responsible for ensuring that all agency coordination shall be coordinated through the SCDOT Environmental Services Office (ESO).

160.3.2 All Other Governmental Approvals

160.3.2.1 Governmental Approvals Applied for or Issued in SCDOT’s Name

Contractor shall provide assistance for Governmental Approvals that must be formally submitted or issued in SCDOT’s name as it relates to environmental resources. In cases that require SCDOT to act as the coordinating Party for Governmental Approvals, Contractor shall provide all required data to support, secure, or comply with the conditions of such Governmental Approvals. SCDOT shall cooperate in this effort and perform the functions that the permitting process dictates must be

1 performed by SCDOT. The Contractor shall submit permit applications
2 to SCDOT, and SCDOT will submit the permit application to the
3 appropriate Governmental Entity indicating that Contractor is acting as an
4 agent for SCDOT. SCDOT has undertaken certain preliminary work,
5 including applications, exhibits, and correspondence concerning such
6 Governmental Approvals, which are included in the TP Attachments and
7 the Project Information Package.

8 160.3.2.1.1 US Army Corps of Engineers Section 404 Individual Permit (IP)

9 The Contractor shall be responsible for permit modification
10 preparation, acquisition, and compliance. Contractor's proposed
11 design shall reflect stream and wetland impacts equal to or less than
12 those presented in the SCDOT's USACE Section 404 Individual
13 Permit, dated September 22, 2020, and modified April 25, 2022, and
14 August 4, 2022. If Contractor cannot obtain equal or less impacts
15 or proposes impacts differing from the approved IP/Mod, Contractor
16 shall be responsible for submitting all permit modifications to the
17 USACE for approval. All modification requests shall be coordinated
18 through the SCDOT ESO. If no changes to wetland or stream
19 impacts are proposed, the Contractor shall provide Hydrologic and
20 Hydraulic evaluation information to the USACE for review and
21 approval prior to beginning construction of the Project, as required
22 by Special Condition J in the permit. The Contractor shall follow the
23 modification process outlined as follows:

- 24 A. The Contractor shall completely update the Impacts and
25 Mitigation Spreadsheet (Spreadsheet) based on Contractor's
26 projected impacts resulting from its design. The Spreadsheet is
27 part of the SCDOT's USACE Section 404 Individual Permit,
28 dated September 22, 2020, and modified April 25, 2022, and
29 August 4, 2022, and an editable copy of the Spreadsheet is
30 provided in TP Attachment 160-9. Contractor is responsible for
31 showing all individual feature impacts on the Spreadsheet.
32 Impacts shall not exceed maximum credits for stream and
33 wetlands identified in Phase 3 credits available.
- 34 B. In the spreadsheet, increases in impacts shall be depicted using
35 red text while reductions shall be depicted using green text. It is
36 anticipated that totals shall decrease from the originally
37 calculated impacts.
- 38 C. The Contractor shall provide the required hydraulic and
39 hydrologic (H&H) data and information as described in TP
40 Attachment 160-7, permit condition "j".
- 41 D. The Contractor shall update permit drawings according to its
42 projected impacts as a result of its design. The Contractor shall
43 depict design and impact changes in red on all applicable permit

1 drawings sheets. Additionally, the Contractor shall include an
2 updated revision date on all drawing sheets even if no changes
3 in impacts occurred on those sheets. These requirements shall
4 apply to the current modifications request. Previous revisions
5 shall be in black.

6 E. The Contractor shall provide SCDOT with a schedule for the IP
7 modification preparation, delivery, and anticipated need by date.
8 The schedule shall include timeframes for internal reviews,
9 comment responses as well as agency reviews and comment
10 responses. Because this is a modification of the approved IP, the
11 Contractor shall take into account appropriate review
12 timeframes in its schedule. SCDOT will review and submit
13 comments or approval to the Contractor within two weeks of all
14 Contractor Submittals pertaining to the IP. It is anticipated that
15 there will be at least two pre-application meetings with USACE
16 prior to permit modification Submittal. The meetings should
17 cover items A-C listed above. The ESO will coordinate with the
18 USACE on all Submittals, meetings, and provide updates on
19 behalf of the Contractor. All coordination with USACE should
20 be initiated by SCDOT.

21 F. The IP modification Submittal shall include a status report of the
22 construction and monitoring of the Permittee Responsible
23 Mitigation (PRM) sites which is being carried out by SCDOT.
24 A summary of actions ongoing and completed shall be provided
25 by the ESO to the Contractor for inclusion in the modification
26 Submittal package.

27 **160.4 Environmental Management Program**

28 Contractor shall develop, operate, and maintain a comprehensive Environmental
29 Management Program for the Work that complies with all applicable Law (including
30 Environmental Law), Project commitments, and Governmental Approvals issued
31 thereunder, whether obtained by SCDOT, a Utility Company, or Contractor. The
32 Environmental Management Program must obligate Contractor to, and Contractor shall:

- 33 A. Protect the Environment and document the measures taken during the performance
34 of the Work to avoid and minimize impacts on the Environment from the design,
35 construction, and maintenance activities of the Project;
- 36 B. Effectively demonstrate in detail Contractor's knowledge of all applicable
37 environmental Governmental Approvals, environmental issues, and Environmental
38 Commitments and any applicable Environmental Laws;
- 39 C. Provide concise, consistent environmental monitoring and reporting activities
40 throughout the Term, applicable to the environmental activities being performed;
- 41 D. Describe the processes that are followed during the course of the Work to comply
42 with those environmental Governmental Approvals, environmental issues,

Technical Provision 160 - Environmental

- 1 Environmental Commitments, and Law, as well as the documentation required to
2 verify and validate environmental compliance;
- 3 E. Describe the documentation required to verify and validate compliance of the
4 Environmental Management Program with all applicable Environmental Laws,
5 environmental Governmental Approvals, and Contract Documents;
- 6 F. Establish a goal of zero environmental violations during the performance of all
7 Work, and provide detailed processes for rectifying such violations in an
8 appropriate and timely way;
- 9 G. Provide design certifications with every Design Submittal indicating that an
10 environmental review of the design package has been completed and that the design
11 does not change any conditions of the approved IP/Mod or commitments of any
12 National Environmental Policy Act (NEPA) Approval, Project permit, or
13 Environmental Commitment; and
- 14 H. Provide qualified staff for each of the environmental disciplines.

160.4.1 Environmental Management Plan

17 Contractor shall prepare an Environmental Management Plan (EMP) that
18 describes Contractor's approach to implementing the Environmental
19 Commitments. The EMP must include, at a minimum, the following elements:

- 20 A. Environmental Compliance Plan
- 21 B. Documentation confirming that Contractor has provided each Subcontractor,
22 including its agents associated with the design, construction, and maintenance
23 of the Project with a copy of all permits issued by Governmental Entities for
24 the Project;
- 25 C. Schedule of EMP activities;
- 26 D. Hazardous Waste Management Plan
- 27 E. Sedimentation and Erosion Control Plan per TP Section 714.3.4;
- 28 F. Sustainability Action Plan per TP Section 900.2.3.

29 Prior to issuance of NTP 2, Contractor shall submit the EMP to SCDOT for
30 approval. Contractor shall not perform any Construction Work prior to SCDOT's
31 approval of the EMP. Contractor shall review, revise, and update the EMP
32 annually to reflect the Project's current state and to incorporate any changes
33 attributable to revisions of State or Federal guidelines. Contractor shall prepare
34 interim EMP revisions, in the form of addenda, if revisions to the EMP are needed
35 before the annual update.

160.4.1.1 Environmental Compliance Plan

37 As part of the EMP, the Contractor shall provide an Environmental
38 Compliance Plan (ECP) for the Project. The plan shall be submitted to
39 and approved by SCDOT prior to any construction activity. The plan shall
40 identify specific measures that the Contractor will implement to ensure

Technical Provision 160 - Environmental

1 compliance with all environmental Documents, permits, and
2 Environmental Commitments. The plan shall also designate specific
3 personnel that are charged with carrying out monitoring and compliance
4 activities included in the Environmental Compliance Plan. A template is
5 provided in the Project Information Package. The ECP must include the
6 following:

- 7 A. General Project information/Summary
- 8 B. Environmental Compliance Plan & Purpose
- 9 C. Contractor Environmental Project Team
- 10 D. Personnel Training/Certifications
- 11 E. SCDOT Environmental Team
- 12 F. Communications Matrix
- 13 G. Environmental Partnering Meeting
- 14 H. List of Environmental Commitments
- 15 I. Project Approvals
- 16 J. Inspection Reports & Procedures (weekly and monthly)
- 17 K. SCDHEC (and its successor agencies)/NPDES Permit
 - 18 1. Stormwater Pollution Prevention Plan (SWPPP)
 - 19 2. Land Disturbance/ Sediment and Erosion Control Permitting
 - 20 3. Borrow Pits
 - 21 4. Erosion Control Priority timeframes and Escalation Policy
- 22
- 23 L. Navigation Permits
- 24 M. USACE Permit
 - 25 1. Permit Commitments
 - 26 2. Special Conditions
 - 27
- 28 N. Cultural Resources
 - 29 1. Late Discovery of Archaeological/Historic remains on Federal
 - 30 Aid Projects
 - 31
- 32 O. Federally Protected Species
 - 33 1. Migratory Bird Treaty Act
 - 34
- 35 P. Noise Impacts
- 36 Q. Other Commitments
- 37 R. Procedures for Staking, Silt Fencing and Clearing in Wetlands &
- 38 Stream
- 39 S. Demolition Plan
 - 40 1. Asbestos Control Management Plan

- 1 2. Lead-based Paint Control Management Plan
- 2 3. SCDHEC (and its successor agencies) Authorization
- 3 4. Construction sequencing if over Jurisdictional Area
- 4
- 5 T. Dust Control Plan
- 6 U. Spill Prevention Control and Countermeasures (SPCC) Plan
- 7 V. Hazardous Waste
- 8 W. Solid Waste
- 9 X. Open Burning
- 10 Y. Utility Coordination
- 11 Z. Jack & Bore Pit Plan

12 160.4.1.2 Hazardous Waste Management Plan

13 As part of the EMP, Contractor shall prepare a Hazardous Waste
14 Management Plan (HWMP) for the management and disposal of
15 Hazardous Waste, whether encountered at or brought onto the Project Site
16 by Contractor, encountered, or brought onto the Project Site by a third
17 party, or otherwise, during the Project duration.

18 The HWMP must include procedures compliant with all applicable
19 Environmental Law and must include:

- 20 A. For all chemicals to be used on the Project, Contractor shall keep and
21 update Safety Data Sheets (SDS), per Occupational Safety and Health
22 Administration (OSHA) requirements, for the Project duration.
- 23 B. Designated individuals responsible for implementation of the plan.
- 24 C. Procedures for identifying and documenting potential contaminated
25 sites that might impact Project development other than those provided
26 in the Project Information Package.
- 27 D. Procedures and Plans for mitigation of known and unknown
28 Hazardous Waste, contaminated or otherwise regulated waste sites
29 anticipated to impact construction.
- 30 E. Procedures for mitigation of contamination caused as a result of the
31 Work.
- 32 F. Procedures for developing a detailed Spill Response Plan. The Spill
33 Response Plan must include specific measures for mobilizing
34 resources to contain and mitigate spills, including resources to contain
35 and mitigate spills into the “waters of the U.S.” and/or “waters of the
36 State.” Contractor shall review and update the Spill Response Plan at
37 least annually to incorporate advances in technology.
- 38 G. Procedures for training personnel to responding to and mitigating
39 Incidents involving Hazardous Waste, contamination, or regulated
40 waste.
- 41 H. Provisions for appropriate management and disposal of all waste
42 generated on the Project for the Project duration.

- I. Procedures for preparing an Investigative Work Plan (IWP) and Site Investigative Report (SIR) in the event that Hazardous Waste, contamination, or regulated waste are discovered during the duration of the Project.
- J. Identification and contact information for designated responsible individuals.

The HWMP must include provisions for making all on-site workers aware of the potential Hazardous Waste and regulated waste to which they may be exposed, limiting Contractor's and other Site workers' exposure to Hazardous Waste and regulated waste, and providing all necessary personal protection equipment to protect workers from exposure. The HWMP must require Contractor to provide any non-Contractor personnel who visit the Project with the appropriate personal protection equipment.

The HWMP must require that all personnel of Contractor and its Subcontractors handling Hazardous Waste be trained and certified at least to the minimum requirements established under the current guidelines of OSHA 1910.120 (HAZWOPER Training).

The HWMP must also include procedures for ensuring that all applicable certifications, licenses, authorizations, and Governmental Approvals for personnel of Contractor that manage and dispose Hazardous Waste and regulated waste are current and valid through the duration of the Work.

Contractor shall prepare Hazardous Waste and regulated waste Documentation for all activities that require management and disposal of regulated materials, as well as any activities that require Governmental approvals and/or reporting, including but not limited to:

- A. Licenses and certifications of Contractors.
- B. Inspection Logs
- C. Testing and sampling reports.
- D. Chains of custody of abated materials.
- E. Written logs and manifests for transportation of regulated and waste materials
- F. Required Governmental items: waste approvals, report Submittals, Notices, and/or coordination.
- G. Landfill documentation and receipts.

Contractor shall submit the Hazardous waste documentation to SCDOT in accordance with TP Table 160-2 for review and approval.

160.4.1.3 Invasive Species Control Plan

As part of the EMP, the Contractor shall provide an Invasive Species Control Plan (ISCP) for the Project. The plan shall be submitted to and

1 approved by SCDOT prior to any construction activity. The plan shall
2 identify specific measures that the Contractor will implement to prevent
3 the introduction of invasive species to new areas and provide for their
4 control. The Contractor shall comply with the intent of Executive Order
5 13112.

6 **160.5 Environmental Requirements**

7 160.5.1 Preconstruction / Partnering Conference(s)

8 Contractor shall conduct one (or more, if appropriate) pre-construction/
9 partnering conference(s) prior to any construction activity to discuss
10 environmental, permitting and sustainability issues, which conference shall
11 include all Subcontractors and, to the extent feasible, Representatives from
12 USACE, the SCDHEC and its successor agencies Water Quality Division,
13 FHWA, Contractor, and SCDOT.

14 160.5.2 Environmental Commitments

15 The Contractor shall comply with the Environmental Commitments applicable to
16 the Project as set forth in the combined Final Environmental Impact Statement /
17 Record of Decision (FEIS/ROD) dated May 2, 2019, and all supplemental
18 Environmental Commitments applicable to the Project resulting from subsequent
19 NEPA Re-evaluations.

20 See TP Attachment 160-4 for the list of Environmental Commitments and
21 instructions outlining requirements and responsibilities for SCDOT and the
22 Contractor regarding fulfilling the Environmental Commitments for the Project.
23 The Contractor is responsible for the Environmental Commitments as noted in
24 requirements listed under the heading of “Contractor Responsibility” in TP
25 Attachment 160-4.

26 160.5.3 Permit Conditions

27 The Contractor shall comply with the Permit Conditions applicable to the Project
28 as set forth in approved USACE Individual Permit dated September 22, 2020, and
29 all supplemental Permit Conditions applicable to the Project in subsequent permit
30 modification(s).

31 See TP Attachment 160-7 for a list of 404 Permit Conditions / 401 Water Quality
32 Certification and instructions outlining requirements and responsibilities for
33 SCDOT and the Contractor regarding fulfilling the Permit Conditions for the
34 Project. The Contractor is responsible for the Permit Conditions as noted in the
35 requirements listed under the heading of “Contractor Responsibility” in TP
36 Attachment 160-7.

37 160.5.4 Hazardous Materials

1 Contractor shall manage Hazardous Materials in accordance with Agreement
2 Section 6.8. If suspected Hazardous Materials are encountered during
3 construction-related activity, Contractor shall cease all further disturbances and
4 activities at that location and notify SCDOT to make arrangements for
5 assessment, treatment, and disposal of those materials. Contractor shall comply
6 with the protocols outlined in the EMP in the event of the discovery and substance
7 disturbance of any materials containing lead-based paint and asbestos.

8 160.5.5 Compensatory Mitigation

9 SCDOT is responsible for compensatory mitigation up to but not exceeding the
10 mitigation credits identified for the Project as set forth in the USACE Section 404
11 Individual Permit, specifically those set forth in the Impacts and Mitigation
12 Spreadsheet. The total number of stream and wetland credits for the Project is set
13 forth in the Impacts and Mitigation Spreadsheet included in the USACE Section
14 404 IP and separately listed under the Environmental Compliance section in TP
15 Attachment 160-7. The Impacts and Mitigation Spreadsheet shall be completed
16 as detailed in TP Section 160.3.2.1.1. Contractor is responsible for all
17 compensatory mitigation requirements in excess of the aforementioned
18 mitigation credits.

19 Contractor is also responsible for compensatory mitigation associated with the
20 wet utilities to be relocated by the Contractor. Compensatory mitigation for
21 wetland/stream impacts beyond the identified impact area covered by SCDOT's
22 USACE 404 Permit for wet Utility Adjustments may be available through an
23 approved mitigation bank or PRM as defined in the EPA's 2008 Mitigation Rule.
24 If the impacts associated with the wet utilities to be relocated by the Contractor
25 do not exceed those impacts per each jurisdictional feature identified in the
26 approved permit of the Project, no additional mitigation will be required.

27 160.6 Design Requirements

28 Contractor shall perform all environmental Work in accordance with TP Section 160.
29 Contractor shall provide all environmental Work to support design of the Project.

30 160.7 Construction Requirements

31 The Contractor shall avoid impacts to the Environment to the most practicable extent. In
32 cases where impacts cannot be avoided, the Contractor shall minimize impacts to the
33 Environment to the most practicable extent.

34 The Contractor shall coordinate all permitting through SCDOT's ESO.

35 The Contractor shall provide a summary report documenting how all commitments that
36 fall within its responsibility have been satisfied.

1 The Contractor shall stake out and delineate the jurisdictional area using temporary
 2 barrier fence as set forth in Supplemental Specification and in accordance with the
 3 preliminary jurisdictional determination issued by USACE.

4 The Contractor shall install a double row of silt fence along construction limits adjacent
 5 to jurisdictional features not authorized for impacts in accordance with approved USACE
 6 permit.

7 **160.7.1 Saluda River Scenic Easement**

8 The Contractor shall comply with the Terms of the Saluda River Scenic Easement
 9 dated May 15, 1996. This easement exists on Tracts 442, 444, 445, 523, and 573
 10 identified within this Contract and other unnumbered parcels not pertinent to this
 11 Contract (see TP Attachment 160-14). In this easement, South Carolina Electric
 12 & Gas Company (now Dominion Energy South Carolina) memorialized certain
 13 restrictions on the subject parcels with the intent of setting limitations on
 14 development. The South Carolina Department of Natural Resources (SCDNR)
 15 and its successor agencies is responsible for administering compliance with this
 16 easement. After SCDOT’s coordination with SCDNR and its successor agencies,
 17 SCDNR and its successor agencies confirmed that the use of the parcels as shown
 18 on the Schematic Design is compliant with the Terms of the easement.

19 A temporary bulkhead / landing may be used for construction purposes within the
 20 scenic easement; provided, however, an appropriate restoration plan is developed
 21 by Contractor, submitted to SCDOT’s ESO for coordination and review, and
 22 approved by the SCDNR and its successor agencies and Dominion Energy. In
 23 reviewing and approving the details of such a plan, SCDNR and its successor
 24 agencies and Dominion Energy would be weighing restoration of natural
 25 conditions for a stable bank while considering opportunities for enhancing
 26 recreational components.

27 **160.8 Deliverables**

28 TP Table 160-2 reflects a list of Deliverables identified in TP Section 160 and is not
 29 intended to be an all-inclusive listing of Deliverables. Contractor shall determine and
 30 submit all Deliverables as required by the Contract Documents, Governmental
 31 Approvals, and any applicable Government Entities. At a minimum and unless otherwise
 32 specified in the Contract Documents, Contractor shall submit the following to SCDOT
 33 in the formats described in TP Section 110.5:

34 **TP Table 160-2: Deliverable Summary**

Deliverables	Level of Review*	Number of Copies	Deliverable Schedule	TP Section Reference
		Electronic		
Environmental Management Plan (EMP)	2	1	As part of the Project Management Plan	160.4.1

Technical Provision 160 - Environmental

Deliverables	Level of Review*	Number of Copies	Deliverable Schedule	TP Section Reference
		Electronic		
Governmental Approval Package (in SCDOT's name)	2	1	Prior to the time of Submittal to the Governmental Entity having jurisdiction.	160.3.2.1
Governmental Approval (in Contractor's name)	3	1	At the time of Submittal to the Governmental Entity having jurisdiction.	N/A
Hazardous Materials Testing Submittals	2	1	As needed	160.8.1

1 *Levels of Review

- 2 1. SCDOT Discretionary Approval (Section 3.1.3 of the Agreement)
- 3 2. SCDOT Review and Comment (Section 3.1.5 of the Agreement)
- 4 3. Submittals not subject to Prior Review, Comment or Approval (Section 3.1.6 of Agreement)

5 160.8.1 Hazardous Materials Testing Submittals

6 The Contractor shall submit to SCDOT:

- 7 A. Results of any Hazardous Materials' analytical testing of sampled or
- 8 excavated subsurface materials as outlined in ~~the Agreement~~ Section 6.8.
- 9 B. Manifests of all Hazardous Materials requiring disposal.

10 **End Section**

1 **200. ROADWAY**

2 **200.1 General**

3 Prepare the roadway geometric design for the Project using the design standards and
 4 criteria that are most appropriate based on design speed, functional classification, design
 5 traffic volumes, right-of-way, and aesthetics. The design Elements shall include, but not
 6 be limited to, the horizontal and vertical alignments, cross sectional Elements, roadside
 7 safety, intersections and interchanges.

8 **200.2 Administrative Requirements**

9 200.2.1 Standards

10 Contractor shall perform all roadway Work in accordance with the standards,
 11 manuals, and guidelines listed in TP Attachment 100-1.

12 **200.3 Design Requirements**

13 200.3.1 Criteria

14 Classify the terrain as rolling on all routes within the scope of Work.

15 200.3.1.1 Functional classification and Design Speed

16 The functional classification and design speed for each roadway are as
 17 follows:

18 **TP Table 200-1: Interstate Design Speed**

Road Number	Functional Classification	Design Speed
Interstate 26	Urban Arterial – Freeways	60 mph
Interstate 20	Urban Arterial – Freeways	60 mph
Interstate 126	Urban Arterial - Freeways	60 mph

19

20 **TP Table 200-2: Collector-Distributor (C-D) Roadway Design Speed**

Road Number	Functional Classification	Design Speed
C-D Roadways*	Urban Arterial – Freeways	50 mph

21 * C-D Roadways are Roadways that exit an Interstate and re-enter the same Interstate and carry multiple system to
 22 system movements or both system movement(s) and service movement(s) in the same direction.

23 **TP Table 200-3: Ramp Design Speed**

Technical Provision 200 - Roadway

Movement/Ramp Type	Functional Classification	Design Speed
I-126 WB to I-26 EB I-26WB to I-20	Urban Arterial - Freeways	50 mph
System Ramps (Individual Movement)	Urban Arterial – Freeways	45 mph
System Loop Ramp (Individual Movement)	Urban Arterial – Freeways	30 mph
Combined Ramps*	Urban Arterial- Freeways	45 mph
Service Interchange Ramps	Urban Arterial – Freeways	40 mph
Service Loop Ramps (new)	Urban Arterial – Freeways	30 mph

* Combined Ramps are ramps that carry multiple system to system movements or both system movement(s) and service movement(s) in the same direction.

TP Table 200-4: Local Road Design Speed

Road Number	Local Name	Functional Classification	Design Speed
S-36/S-42	St. Andrews Road	Urban Minor Arterial	45 mph
S-273/S-31	Bush River Road	Urban Minor Arterial	45 mph
S-1842/S-2893	Fernandina Road	Urban Major Collector	40 mph
S-1791	Jamil Road	Urban Major Collector	40 mph
S-173	Tram Road	Urban Major Collector	35 mph
S-173	Beatty Road	Urban Major Collector	30 mph
L-5627	King George Way	Urban Local – Group 1	20 mph
L-4513	Paisley Lane	Urban Local – Group 1	20 mph
S-1079	Evelyn Drive	Urban Local – Group 4	35 mph
S-2893/S-1841	Burning Tree Drive	Urban Local – Group 4	45 mph
S-2892	Browning Road	Urban Local – Group 4	45 mph
S-1382	Burnett Drive	Urban Local – Group 4	35 mph
S-1551	Berryhill Road	Urban Local – Group 4	40 mph
S-2905	Gale Drive	Urban Local – Group 1	20 mph
L-5919	Jamil Road	Urban Local – Group 1	30 mph
S-1302	Woodland Hills Road	Urban Local – Group 4	30 mph
L-2504	Woodland Hill Road West	Urban Local – Group 3	30 mph
L-1631	Woodland Hill Road East	Urban Local – Group 3	30 mph
S-2016	Kay Street/Chartwell Road	Urban Local – Group 4	30mph
S-2714	Greenore Drive	Urban Local – Group 3	30 mph

Technical Provision 200 - Roadway

Road Number	Local Name	Functional Classification	Design Speed
L-4735	Center Point Road	Urban Local – Group 3	30 mph
S-492	Zimalcrest Drive	Urban Local – Group 4	30 mph
L-4429	Fairway Lane	Urban Local – Group 3	30 mph
L-7047	Executive Center Drive	Urban Local – Group 4	35 mph
L-4388	East Meadow Court	Urban Local – Group 3	20 mph
L-3159	Outlet Point Boulevard	Urban Local - Group 4	30 mph
S-1241	Rockland Road	Urban Local – Group 4	35 mph
L-6619	Crews Drive	Urban Local – Group 3	30 mph
S-1384	Fairhaven Drive	Urban Local – Group 2	20 mph
S-1383	Luster Lane	Urban Local – Group 2	20 mph
S-1276	Morninghill Drive	Urban Local – Group 2	35 mph

200.3.1.2 Travel Lane, Shoulder & Median Criteria

With the exception of specific criteria in this section, develop travel lane, shoulder, and median widths in compliance with the SCDOT Roadway Design Manual (RDM).

A. Interstate 26

1. Shoulders 12 feet paved / 2 feet earth shoulder (outside)
2. Shoulders 12 feet minimum. Pave entire inside shoulder. (inside) Minimum 10 feet paved with concrete median barrier at bridge pier or overhead sign support locations.

B. Interstate 126

1. Shoulders 10 feet paved / 2 feet earth shoulder (outside)
2. Shoulders 10 feet minimum. Pave entire inside shoulder. (inside) Minimum 10 feet paved with concrete median barrier at bridge pier or overhead sign support locations.

- 1 C. Interstate 20
1. Shoulders (outside) 12 feet paved / 2 feet earth shoulder
 2. Shoulders (inside) 12 feet minimum. Pave entire inside shoulder. Minimum 10 feet paved with concrete median barrier at bridge pier or overhead sign support locations.
- 2 D. Combined Ramps
1. Shoulders (outside) Minimum 10 feet paved/2 feet earth shoulder or minimum 10 feet paved along barrier.
 2. Shoulders (inside) Minimum 10' paved/2' earth shoulder or minimum 10' paved along barrier. Pave entire inside shoulder along barrier where a barrier is provided.
- 3 E. St. Andrews Road (S-36/S-42)
1. Shoulders (outside) 2 feet curb & gutter and 6.0 feet (minimum) shelf. Provide 5.0 feet wide (minimum) sidewalk in both directions
 2. Median 15 feet minimum paved. Construct concrete divisional/channelizing island within interchange area between Woodland Hills Road intersection and Burning Tree Drive/Fernandina Road intersection. Concrete divisional/channelizing island shall match the full median width.
 3. Bike Lanes 4 feet
- 4 F. Bush River Road (S-273) at I-20 Interchange
1. Shoulders (outside) 2 feet curb & gutter and 6.0 feet (minimum) shelf. Provide 5.0 feet wide (minimum) sidewalk in both directions
 2. Median 15 feet minimum paved. Construct concrete divisional/channelizing island within interchange area between Berryhill Road intersection to Rockland Road intersection. The existing concrete divisional/channelizing island between the intersection of Outlet Point Mall Intersection

and Berryhill Road intersection shall be retained or reconstructed if impacted.

1

G. Bush River Road (S-273/S-31) at I-26 Interchange

1. Shoulders (outside) 2 feet curb & gutter and 6.0 feet (minimum) shelf. Provide 5.0 feet wide (minimum) sidewalk in both directions
2. Median 15 feet minimum paved. Construct concrete divisional/channelizing island within interchange area between Existing I-26 EB offramp (prior to Carolina Crossroads Phase 1 (P039718) Work) to Morning Hill Drive. Construct concrete divisional/channelizing island to reinforce right-in-right-out driveway at the unsignalized driveway for Tract 530 on Bush River Road while maintaining full access to Bush River Road for Tracts 541 and 542.

2

H. All Ramp Bridges

1. Shoulders See Section 200.3.1.8 for criteria related to allowable shoulder widths on bridges greater than 200 feet in length relating to sight distance.

3

4

5

6

7

8

9

10

At the tie-in locations for all roadways other than I-26 northwest of St Andrews Road, and ramps and combined ramps northwest of St. Andrew Road, unless specified otherwise in [TP Section 200.3.2](#), tie to existing conditions in accordance with the SCDOT RDM. At the tie-in locations for I-26 northwest of St. Andrews Road, and ramps and combined ramps northwest of St. Andrews Road, block off all temporary ties with full width design meeting design criteria contained within this Document.

11

12

All concrete divisional/channelizing islands shall match the full median width.

13

14

15

All dead-end roads will be completed with cul-de-sacs. All freeway lane drops shall occur from the right side (outside) and shall conform to the recommended guidelines in the SCDOT RDM.

16

17

18

19

In transitioning from existing interstate lane configurations approaching multi-lane exits, develop additional lanes along the interstate mainline using a 300-foot taper length and a minimum of 1,500 feet between consecutive tapers for additional lanes. If the transition for developing

1 additional lanes along the interstate mainline ties to existing within 1,500
2 feet of the beginning/end of an existing taper for a lane drop or ramp lane,
3 create an auxiliary lane connecting the new lane to the existing lane.

4 All crossroad tie-in locations shall ~~not degrade the existing conditions~~
5 **designed to meet either the proposed design criteria or existing conditions.**

6 200.3.1.3 Horizontal Alignments

7 Develop horizontal curves and superelevation in compliance with the
8 SCDOT RDM and the SCDOT Standard Drawings.

9 If the alignment needs to be shifted to accommodate appropriate inside
10 shoulder width due to a bridge pier, overhead sign support, horizontal
11 sight distance, or tying to the existing shoulder width on I-26, I-126, or I-
12 20, then use horizontal curves to develop the transitions based on a 70
13 mph design speed. Horizontal sight distance shall be based on the design
14 speed of the alignment.

15 For horizontal sight distance, use grade adjusted SSD values along
16 interstates, collector distributors, and ramps where the downgrades are 3
17 percent or greater.

18 If modifications to frontage and side roads result in tying into existing
19 roads within a horizontal curve, transition superelevation to existing
20 superelevation in accordance with the SCDOT RDM.

21 200.3.1.4 Vertical Curves, Grades, and Clearances

22 Develop vertical curves, grades, and clearances in compliance with the
23 SCDOT RDM.

24 Interstate 26, Interstate 126, and Interstate 20

25 Maximum 4% for Urban Arterial – Freeways

26 Minimum 0.3%

27 Grades 1 percent steeper than the maximum will be allowed on I-26, I-
28 126, and I-20.

29 Spline grades are only acceptable on ramps and only within the limits of
30 the gore area.

31 Loop ramps that service system-to-system movements constructed on a
32 down-grade in the direction of travel are not allowed.

Technical Provision 200 - Roadway

1 Final vertical clearances for overpassing structures shall be as specified
2 in the SCDOT RDM except for structures overpassing railroads and
3 existing overpassing bridges to be retained. Structures overpassing
4 railroad tracks shall provide a minimum of 23'-6" of vertical clearance.
5 See TP Section 150.3 for additional railroad clearance requirements.
6 Existing overpassing bridges to be retained must provide a minimum
7 vertical clearance of 17'-0" over the traveled way, shoulder, and any
8 anticipated future widening.

9 200.3.1.5 Side Slopes

10 Develop side slopes in compliance with the SCDOT RDM.

11 Fill slopes or ditch slopes steeper than 2H:1V are not allowed.

12 200.3.1.6 Cross Slopes

13 Develop cross slopes in compliance with the SCDOT RDM.

14 200.3.1.7 Clear Zones

15 Use the SCDOT RDM and the AASHTO Roadside Design Guide, 2011,
16 4th Edition. When determining clear zone, use the upper range from the
17 chart and include the horizontal adjustment factors.

18 SCDOT does not typically use a 3H:1V fill slope. See the AASHTO
19 Roadside Design Guide, 2011, 4th Edition for clear zone calculations
20 where a 3H:1V fill slope is used. Use 3H:1V fill slopes only where fill
21 heights are required to match existing conditions and clear zone can be
22 obtained within the Project Limits.

23 For those areas where no guardrail currently exists and no additional lanes
24 or adjacent ramps are proposed, design fill and cut slopes to obtain clear
25 zones and to avoid the need for protection. Where achieving the clear
26 zone requirements would result in new right-of-way, wetland impacts, or
27 impacts to immovable obstructions, protect substandard areas.

28 200.3.1.8 Sight Distance

29 Develop sight distance in compliance with the SCDOT RDM.

30 The requirements of SCDOT RDM Section 4.3 pertaining to decision
31 sight distance (DSD) Avoidance Maneuver E shall apply to all freeway
32 and ramp exits/entrance gores and freeway lane drops with object height
33 of 0.0 feet considered as the pavement marking at the gore for an exit and
34 the beginning of taper for a lane drop.

1 If necessary, adjust the alignment of the roadway, concrete median and
2 roadside barrier, and or expand the shoulders along the inside of curved
3 travelways, to provide the required stopping sight distance throughout the
4 entire length of the horizontal curves.

5 For ramp bridges longer than 200 feet, if needed to fully achieve stopping
6 sight distance, the shoulders of the bridge can be striped up to a maximum
7 of a 16-foot shoulder on the inside of the curve and a minimum 4-foot
8 shoulder on the outside of the curve (retaining a total of 20 feet of shoulder
9 width). The transition of the travelway to achieve the revised shoulder
10 width striping on the bridge shall be accomplished by utilizing 70:1
11 tapers.

12
13 200.3.1.9 Ramps

14 Develop ramps in accordance with the SCDOT RDM.

15 All ramps providing freeway access, including the I-26 ramps to and from
16 I-126, shall exit and enter from the right.

17 Full cloverleaf interchanges will not be allowed for use at system-to-
18 system interchanges.

19 Ramp terminals for “T” intersections shall be aligned perpendicular to the
20 crossroad. Right turn lanes at the ramp terminal onto the crossroad shall
21 flow adjacent to the other ramp lanes and be controlled by the traffic
22 signal.

23 Ramp horizontal and vertical alignments must accommodate intersection
24 sight distance for all movements at ramp terminal intersections.

25 Slip ramps shall not be used to provide direct access to or from facilities
26 with no control of access or partial control of access. Splitting/merging
27 interchange ramps together is acceptable.

28 200.3.1.10 Intersections

29 Develop intersections in compliance with the SCDOT RDM.

30 Multilane roundabouts are not allowed as an intersection type.

31 200.3.1.11 Pedestrian & Bicycle Facilities

32 Develop pedestrian and bicycle facilities in compliance with the
33 *AASHTO Guide for the Planning, Design, and Operation of Pedestrian*
34 *Facilities 2nd Edition*, SCDOT Americans with Disabilities Act Transition
35 Plan, December 2014 with updates, *AASHTO Guide for the Development*
36 *of Bicycle Facilities* edition 2012, and the SCDOT RDM.

Technical Provision 200 - Roadway

1 Maintain/relocate transit stops in coordination with SCDOT and
2 CMRTA/COMET.

3 At a minimum, the following pedestrian and bicycle facilities shall be
4 accommodated on this Project:

5 A. S-36/S-42 (St Andrews Road):

- 6
- 7 1. Provide sidewalks on both sides of roadway and bridge. Tie to
8 existing sidewalk at Project Limits.
 - 9 2. Provide roadway and bridge width to accommodate 4-foot bike
10 lanes in both directions from the St Andrews Road intersection
11 with Burning Tree Drive or the I-26 WB off-ramp/on-ramp,
12 whichever is furthest from I-26, to the St Andrews Road
13 intersection with the I-26 EB off-ramp/on-ramp or Woodlands
14 Hills Road, whichever is the furthest from I-26. Ensure bike lanes
15 end appropriately at ends of Project Limits, in accordance with the
16 MUTCD. Provide pavement markings as needed to delineate
17 lanes as well as align lanes at termini.

18 B. S-273/S-31 (Bush River Road) at I-26 Interchange:

19 Provide sidewalks on both sides of roadway and bridge. Tie to existing
20 sidewalk at Project Limits. Sidewalk on the south side of Bush River
21 Road shall be provided between the I-26 EB off-ramp intersection
22 with Bush River Road and Latonea Drive at a minimum.

23 C. S-273 (Bush River Road) at I-20 Interchange:

24 Provide sidewalks on both sides of roadway and bridge. Tie to existing
25 sidewalk at Project Limits.

26 D. Shared Use Path adjacent to Saluda River:

27 Design shall account for a future shared use path between the toe of
28 slope and riverbank under the north end of all new bridges over the
29 Saluda River. Provide a minimum 25-foot clear width with 17-foot
30 vertical clearance for the future construction of a 12-foot wide shared
31 use path. The shared use path will have a design speed of 18 mph.

32 200.3.1.12 Roadside Barriers

33 Develop roadside barriers in compliance with SCDOT Standard Drawings
34 and the AASHTO Roadside Design Guide, 2011, 4th Edition.

35 A. Guardrail: Use additional length guardrail posts with compressed
36 shoulder break only where right-of-way or environmental impacts
37 dictate that standard guardrail shoulder break cannot be built.

1 Compressed shoulder cannot be used at end terminals or behind curb.
2 Clearly depict areas where extra length posts and compressed shoulder
3 break are proposed in all Plans and provide documentation
4 demonstrating the need for its use. This documentation shall include
5 clear indication of the impacts avoided and the benefits of the
6 avoidance, as well as any potential savings to the Project Schedule.
7 Discuss any impacts to maintenance of the steepened slopes.

- 8 B. Cable Median Barrier: Cable median barrier is not allowed.
- 9 C. Concrete Median Barrier: Provide concrete median barrier along
10 Interstate 26, Interstate 126, and Interstate 20 where proposed medians
11 are less than 36 feet wide. Pave entire width to the face of barrier.
- 12 D. Provide custom design where required in accordance with the TP
13 Section 700.
- 14 E. Concrete Roadside Barrier: Concrete roadside barrier treatment is
15 required in the following conditions:

- 16 1. Where the clear zone of an interstate lane, auxiliary lane, collector-
17 distributor lane or interstate ramp lane overlaps with the clear zone
18 of an adjacent roadway.
- 19 2. Where physical separation is required between the interstate
20 mainline lanes and adjacent ramp or combined ramp lanes to
21 control access to/from the mainline. The layout of the roadside
22 barrier shall be such as to preclude unwanted movements between
23 the mainline lanes and the adjacent ramp or combined ramp.
- 24 3. To provide protection where retaining walls, large pipe/culvert
25 headwalls, or similar linear hazard over 10 feet in length
26 (measured parallel to the roadway centerline) which cause an
27 abrupt/near vertical change in roadside grading greater than 3 feet
28 are located either within the clear zone or within 30 feet of the
29 edge of a travel lane of any roadway.

30 For determination of the need for barrier protection per the conditions
31 above, the clear zone shall be the full distance as defined in TP Section
32 200.3.1.7 regardless of presence of other protection such as guardrail.

33 Design and detail concrete roadside barrier as required in TP Section 700.

34 Placement of the concrete barrier walls and retaining walls must
35 accommodate lanes required in the Basic Configuration and adjacent
36 phases of the Carolina Crossroads Program. In addition, barriers along I-
37 20 EB and I-20 WB shall be placed to accommodate a future fourth
38 through lane, along with full shoulder widths. For all barriers adjacent to
39 travel lanes, construct the traffic face of the barrier to an elevation that
40 will accommodate the future widening and adjacent phases of the
41 Carolina Crossroads Program.

42 200.3.1.13 Design Exceptions

1 ~~There are no design exceptions proposed at this time.~~ A Design Exception
2 for narrow shoulders at spot locations has been drafted and will be
3 provided in the Technical Provision Attachments upon approval by
4 FHWA. This Design Exception may be used in very limited locations
5 such as around bridge columns, overhead sign supports, high mast
6 lighting supports or similar fixed objects.

7 A Design Exception for narrow shoulders on long system to system ramp
8 bridges (>200' in length) has been drafted and will be provided in the
9 Technical Provision Attachments upon approval by FHWA. This design
10 exception allows the bridge to be striped with a minimum 4' shoulder on
11 the outside of the curve and add a maximum width of 6' to the inside of
12 the curve for an inside shoulder total width of 16'. The total available
13 shoulder width on bridges exceeding 200' in length would be 20'.

14 200.3.2 Criteria (Transition Areas)

15 This TP Section 200.3.2 applies only to portions of the Project which achieve the
16 transition from the Basic Configuration to existing conditions. Design all
17 roadways in accordance with TP Section 200.3.1 unless otherwise noted in this
18 section.

19 200.3.2.1 Interstate 26

20 Provide lane tapers and/or temporary alignments meeting SCDOT RDM
21 requirements to tie from the Basic Configuration to existing conditions.
22 Curved alignments for interim travel patterns at tie points to future phases
23 of the Carolina Crossroads Program within the paving limits of the Basic
24 Configuration shall be designed using superelevation required for the
25 adjacent phases of the Carolina Crossroads Program.

26 A. I-26 west of St. Andrews Road

27 Begin widening of I-26 at the full width cross section required by the
28 Basic Configuration at the tie point shown in TP Attachment 100-2.
29 Create an interim transition from the Basic Configuration to the
30 existing 3-lane section at the tie point using pavement markings.

31 B. I-26 EB east of the Saluda River

32 Mill the existing pavement 2" uniform and resurface with 200psy
33 SMA (9.5mm) from the end of the Basic Configuration to
34 approximately I-26 EB Sta 420+00 so as to eradicate pavement
35 markings associated with temporary ties to adjacent Carolina
36 Crossroads Program phases and provide a new pavement surface on
37 which to place the final pavement markings.

1 C. I-26 WB east of the Saluda River

2 Mill the existing pavement 2” uniform and resurface with 200psy
3 SMA (9.5mm) from the end of the Basic Configuration to
4 approximately I-26 WB Sta 449+00 so as to eradicate pavement
5 markings associated with temporary ties to adjacent Carolina
6 Crossroads Program phases and provide a new pavement surface on
7 which to place the final pavement markings.

8 200.3.2.2 Interstate 126

9 A. I-126 EB

10 Mill the existing pavement 2” uniform and resurface with 200psy
11 SMA (9.5mm) from the end of the Basic Configuration to
12 approximately I-126 EB Sta 31+00 so as to eradicate pavement
13 markings associated with temporary ties to adjacent Carolina
14 Crossroads Program phases and provide a new pavement surface on
15 which to place the final pavement markings.

16 B. I-126 WB

17 Mill the existing pavement 2” uniform and resurface with 200psy
18 SMA (9.5mm) from the end of the Basic Configuration to
19 approximately I-126 WB Sta 42+00 so as to eradicate pavement
20 markings associated with temporary ties to adjacent Carolina
21 Crossroads Program phases and provide a new pavement surface on
22 which to place the final pavement markings.

23 The temporary tie-in of Ramp A to I-126 WB shall be reconstructed
24 to tie into the Basic Configuration and shall meet the criteria provided
25 in the SCDOT RDM Chapter 10.

26 200.3.2.3 Interstate 20

27 A. I-20 EB east of Broad River Road

28 Mill the existing pavement 2” uniform and resurface with 200psy
29 SMA (9.5mm) from the end of Phase 3 construction to approximately
30 I-20 EB Sta 233+00 so as to eradicate pavement markings associated
31 with temporary ties to adjacent Carolina Crossroads Program phases
32 and provide a new pavement surface on which to place the final
33 pavement markings.

34 B. I-20 WB east of Broad River Road

35 Mill the existing pavement 2” uniform and resurface with 200psy
36 SMA (9.5mm) from the end of Phase 3 construction to approximately

Technical Provision 200 - Roadway

1 I-20 WB Sta 244+00 so as to eradicate pavement markings associated
2 with temporary ties to adjacent Carolina Crossroads Program phases
3 and provide a new pavement surface on which to place the final
4 pavement markings.

5 200.3.2.4 I-126 WB to I-26 EB Ramp at Colonial Life Boulevard to I-26 EB Ramp
6 Merge

7 The Interim Tie-In of I-126 WB to I-26 EB ramp at Colonial Life
8 Boulevard to I-26 EB ramp merge shall be reconstructed to meet the
9 criteria provided in the SCDOT RDM Chapter 10.

10 200.3.2.5 Fernandina Road

11 Relocate Fernandina Road within the limits of the Basic Configuration.
12 Develop an interim connection between the relocated Fernandina Road
13 and existing conditions in compliance with the SCDOT RDM and the
14 criteria provided within TP Section 200.

15 200.3.2.6 Jamil Road

16 Relocate Jamil Road within the limits of the Basic Configuration.
17 Develop an interim connection between the relocated Jamil Road and
18 existing conditions in compliance with the SCDOT RDM and the criteria
19 provided within TP Section 200.

20 200.3.3 Driveways

21 Driveways that are not impacted by construction may be retained. Driveways
22 that require reconstruction due to this Project will need to be constructed to
23 meet SCDOT's Access and Roadside Management Standards (ARMS). If
24 ARMS guidelines cannot be met without additional right of way, design the
25 driveway such that the existing conditions are maintained. Maintaining the
26 existing conditions includes matching the existing grades, providing equal sight
27 distance, maintaining drainage patterns, geometric width, lane configurations,
28 and preserving turning templates. If matching existing conditions creates
29 additional right of way impacts including, but not limited to, parking or
30 circulation, design the horizontal and vertical geometry to accommodate a
31 motor home and boat trailer (MH/B) design vehicle, unless another design
32 vehicle is approved by SCDOT. Unless approved by SCDOT, all reconstructed
33 driveways shall maintain or improve sight distance, drainage patterns,
34 geometric width, lane configurations, and turning templates.
35

36 200.4 Right-of-Way and Control of Access

37 Right-of-Way Plans have been issued for the Carolina Crossroads Program under cover
38 Project ID P027662. The Contractor shall incorporate right-of-way information into the
39 Project Plans for record retention by SCDOT.

Technical Provision 200 - Roadway

1 Right-of-Way Plans shall be submitted for this Project, regardless of the need for the
2 Contractor to acquire Contractor-Designated Right-of-Way or Additional Right-of-Way.
3 As part of the Submittal of the Right-of-Way Plans, a memo shall be prepared and
4 submitted discussing any discrepancies discovered relative to pre-Project present R/W so
5 that those can clearly be identified and resolved during the R/W Plans review.

6 All Roadway Plans shall include select information used to establish the right-of-way
7 acquired for this Project. Present R/W shall be shown in compliance with SCDOT
8 requirements including offset distance as well as the Station and Offset of Present R/W
9 breaks. New R/W shall only be identified as “New R/W” with no offset distance
10 provided as well as no Station and Offset information provided at R/W breaks. See TP
11 Attachment 809-1 for Plans and the Project Information Package for electronic design
12 files.

13 As noted in TP Section 110.5.4, roadway plans shall contain a note stating “Right-of-
14 Way secured under Project ID P027662”.

15 See TP Section 700.3.2.4 for right-of-way requirements adjacent to retaining walls.

16 Design each new or revised exit or entrance ramp to provide spacing between the ramp
17 termini and adjacent driveways, side streets, or cross streets that is equal to or greater
18 than the spacing depicted in the Project Right-of-Way Plans for each unique location. In
19 addition, maintain or exceed the spacing shown in the Project Right-of-Way Plans layout
20 between adjacent driveways, side streets, and cross streets and the beginning/end of the
21 taper for auxiliary lanes extending from the ramp intersection at each location. Spacing
22 less than what is shown in the Project Right-of-Way Plans will require prior approval
23 from SCDOT.

24 Unless shown to be denied by changes in controlled access in the Project Right-of-Way
25 Plans or otherwise altered by requirements of this section, maintain all existing property
26 accesses, including those not addressed in the Project Right-of-Way Plans, and do not
27 revise control of access limits without SCDOT approval.

28 Maintain fully controlled access along interstate and all interchange ramps up to the ramp
29 terminals and along crossing roads as depicted in the Schematic Design. Access at all
30 intersecting side roads and driveways within the area of the new concrete islands required
31 by TP Section 200 is to be converted to right-in/right-out or closed based on the
32 information identified in the Schematic Design.

33 Where roadside barrier is placed along the controlled access line, place controlled access
34 fencing atop the roadside barrier.

35 New controlled access fencing is required for the entire Project Limits in accordance with
36 TP Section 200.5.4.

37 **200.5 Construction Requirements**

38 200.5.1 Traffic Lane, Shoulder & Median Criteria

Technical Provision 200 - Roadway

1 Where tie-in locations are within 1,000 feet of other proposed roadway re-
2 alignment, intersection improvements, or other Work along the same road,
3 resurface the existing roadway between the tie-in and other proposed
4 improvements to create uniform rideability and appearance.

5 200.5.2 Clear Zones

6 Where existing fill and cut slopes are presently protected by guardrail and no rigid
7 barrier is proposed, replace damaged guardrail and install new guardrail at
8 locations that do not meet current MASH standard. Also, clear and grind in
9 accordance with SCDOT Engineering Directive 29 (ED-29).

10 200.5.3 Roadside Barriers

11 Include the following items in the Work:

12 A. Guardrail: Ensure that all new MASH guardrail and end treatments are listed
13 on the Qualified Products Policies & Listings.

14 Provide non-mow strip under guardrail in accordance with the requirements
15 found in TP 1000, Special Provisions Section 805. When guardrail is adjacent
16 to noise barrier, extend non-mow strip pavement under guardrail to the face
17 of the noise barrier. Non-mow strip mats are prohibited adjacent to noise
18 barriers.

19 B. Concrete Median Barrier: Replace all existing concrete barriers throughout
20 the Project Limits except for concrete barriers which were previously
21 constructed as part of prior Carolina Crossroad Program phases which may
22 be retained. When concrete median barrier is constructed, pave the inside
23 shoulder to the barrier. At Project boundaries where tying to existing barrier,
24 transition from single slope shaped barrier to the existing jersey face barrier
25 or 9 degree single sloped barrier in accordance with SCDOT Standard
26 Drawings.

27 C. Concrete Roadside Barrier: If concrete roadside barrier is required beyond
28 the required paved shoulder width, then the area from the edge of paved
29 shoulder to barrier shall be paved. See TP Section 400 for paving criteria of
30 this area.
31
32

33 200.5.4 Controlled Access Fencing

34 Fencing may be installed offset from the right of way to provide space for utility
35 maintenance. In no case shall ground mounted fence be located within the clear
36 zone of the roadway. Fencing shall be in accordance with Standard Drawing
37 series 806. Use chain link fence 72” throughout the Project corridor for ground
38 mounted applications. At locations where the existing fencing is properly located
39 72” fencing, the fence may remain if approved by the SCDOT. Reference TP

Technical Provision 200 - Roadway

1 Section 150 for requirements that will need to be followed in areas near the CSX
2 Railroad property.

3 Where fencing is required to be placed between the interstate or ramp and
4 frontage road where barrier wall is located, use 48” chain link fence on top of
5 barrier.

6 When controlled access fencing is located atop roadside barriers or barrier walls,
7 mount fence posts in galvanized pipe sleeves with bottom caps (or an approved
8 equivalent) embedded at a depth of a minimum of six inches. Once the fence
9 posts are installed into the sleeve, an epoxy or non-shrink, non-corrosive grout
10 (or an approved equivalent) shall be placed around the fence post at the top of the
11 sleeve to ensure no water will enter between the post and the sleeve. Fence post
12 anchors mounted atop barrier wall are not allowed unless approved by SCDOT.

13 Controlled access fencing shall be maintained at all times.

14 **200.6 Deliverables**

15 TP Table 200-5 reflects a list of Deliverables identified in TP Section 200 and is not
16 intended to be an all-inclusive listing of Deliverables. Contractor shall determine and
17 submit all Deliverables as required by the Contract Documents, Governmental
18 Approvals, and the Governmental Entities. At a minimum and unless otherwise specified
19 in the Contract Documents, Contractor shall submit the following to SCDOT in the
20 formats described in TP Section 110.5:

21 **TP Table 200-5: Deliverable Summary**

Deliverables	Level of Review*	Number of Copies	Deliverable Schedule	TP Section Reference
		Electronic		
Preliminary Roadway Plans	2	1	Per approved CPM Schedule	200.6.1
Right of Way Plans	2	1	Per approved CPM Schedule	200.6.2
Final Roadway Plans	2	1	Per approved CPM Schedule	200.6.3
RFC Roadway Plans	3	1	Per approved CPM Schedule	N/A

22 *Levels of Review

- 23 1. SCDOT Discretionary Approval (Section 3.1.3 of the Agreement)
24 2. SCDOT Review and Comment (Section 3.1.5 of the Agreement)
25 3. Submittals not Subject to Prior Review, Comment or Approval (Section 3.1.6 of the Agreement)

27 200.6.1 Preliminary Roadway Plans

Technical Provision 200 - Roadway

- 1 The Plans shall include, but not be limited to, the following:
- 2 A. Title sheet
 - 3 B. Roadway typical section
 - 4 C. Roadway plan and profile
 - 5 D. Cross sections
 - 6 E. Existing right-of-way
 - 7 F. Roadway structure layout limits
 - 8 G. Noise barrier wall alignment
 - 9 H. Conceptual signing Plans
 - 10 I. Conceptual lighting roll plots and Lighting Design Analysis Report

11 200.6.2 Right of Way Plans

- 12 The Plans shall include, but not be limited to, the following:
- 13 A. Title sheet
 - 14 B. Roadway typical section
 - 15 C. Special paving details such as jointing, dowelling, tie bar placement, etc.
 - 16 D. Strip map, ~~including property closures from~~ list as “Omitted” in the sheet
17 index and reference “Project ID P027662 for R/W Information” ~~Plans as~~
18 ~~information only~~
 - 19 E. Right of Way Data Sheet list as “Omitted” in the sheet index and reference
20 “Project ID ~~from~~ P027662 for R/W Information” ~~Plans as ‘information only’~~
21 ~~sheet~~
 - 22 F. Roadway plan and profile
 - 23 G. Cross sections (include sediments basins, dams and crosslines)
 - 24 H. Clearing limits on plan view and cross sections
 - 25 I. Drainage features
 - 26 J. Existing right of way (See TP Section 809)
 - 27 K. Proposed right of way (See TP Section 809)
 - 28 L. Roadway structures layout limits
 - 29 M. Noise barrier wall alignment
 - 30 N. Right of Way signing Plans
 - 31 O. Right of Way lighting Plans and Lighting Design Analysis Report

32 200.6.3 Final Roadway Plans

- 33 The Plans shall include, but not be limited to, the following:

Technical Provision 200 - Roadway

- 1 A. Title sheet
- 2 B. Roadway typical section
- 3 C. Special paving details such as jointing, dowelling, tie bar placement, etc.
- 4 D. Right of Way Data Sheet list as “Omitted” in the sheet index and reference
- 5 “Project ID ~~from~~ P027662 for R/W Information” ~~Plans as ‘information only’~~
- 6 ~~sheet~~
- 7 E. Strip map, ~~including property closures from~~ list as “Omitted” in the sheet
- 8 ~~index and reference “Project ID P027662 for R/W Information” Plans as~~
- 9 ~~information only~~
- 10 F. Roadway plan and profile
- 11 G. Cross sections
- 12 H. Clearing limits on plan view and cross sections
- 13 I. Drainage design (include drainage tables behind each drainage sheet)
- 14 J. Existing right-of-way
- 15 K. Proposed right-of-way
- 16 L. Summary of estimated quantities
- 17 M. Sediment and erosion control design
- 18 N. Proposed barrier locations
- 19 O. Permanent signing Plans
- 20 P. Permanent pavement markings Plans
- 21 Q. Traffic signal and communications Plans
- 22 R. Permanent lighting Plans and Lighting Design Analysis Report
- 23 S. Roadway structures Plans

24 Electronic files Submittals: Information herein is an abbreviated list of electronic
25 deliverables taken from the Road Design Reference Material for Consultant
26 Prepared Plans. Submit checklists, indexes and files in accordance with the
27 format and attachments specified in the Document.

- 28 A. CADD electronic files index with the detailed descriptions of the contents of
- 29 each file must be provided in a “readme” file. The index should also include
- 30 detailed descriptions and names of horizontal and vertical alignments and
- 31 profiles utilized by the GEOPAK or OpenRoads Designer software on the
- 32 Project. A copy of the file folder structure is shown in Road Design Reference
- 33 Material for Consultant Prepared Plans.
- 34 B. All surveyed mapping, control points, benchmarks, GPS setup, 2D or 3D
- 35 contours, spot points, survey notes, DTM, breaklines, TIN files, aerial photos
- 36 and all other CADD files and data used in developing surveys for the Project.
- 37 Also, the survey points should be provided in ASCII file format (Point
- 38 number, N, E, Z, and Descriptions). Contact information for the survey
- 39 company should be provided. All electronic survey files are to be placed in a
- 40 separate folder.
- 41 C. All Microstation resource files used by the Project’s workspace. Especially
- 42 any MicroStation files that would supplement the ability to view files
- 43 correctly such as reference files, plot configuration files, pen tables, font
- 44 libraries, custom linestyle libraries, and cell libraries.

Technical Provision 200 - Roadway

- 1 D. All .gpk or 3D .dgn files and any other Geopak files or OpenRoads Designer
2 models, such as input and criteria files that are needed to facilitate the review
3 of Plans should be submitted.
- 4 E. If other Civil Engineering software packages were utilized for Project
5 development, all binary or ASCII files that are software dependent for that
6 package shall be submitted.
- 7 F. All electronic files that pertain to the construction stake out. Files will be in
8 SMI format and will include all horizontal controls, vertical controls and
9 templates. SMI data will be provided in a separate folder.
- 10 G. Copies of all handwritten or electronic calculations or notes (non-CADD) that
11 will facilitate verification and review of the Plans.
- 12 H. On each printed sheet in the Plans, the electronic folder name, filename, and
13 date must be shown.
- 14 I. Provide plot setting to include levels used, symbology, line weights and pen
15 tables in order to reproduce all Plans sheets
- 16 J. All roadway structures' design criteria with calculations will be provided in a
17 separate folder.
- 18 K. Pavement design will be provided in a separate folder with soil support data,
19 traffic volumes, and ESAL
- 20 L. Electronic files for specifications and special provisions in Adobe PDF or
21 Microsoft Word format
- 22 M. Approved Design Exceptions to AASHTO and/or SCDOT design standards
23 developed during design.

24 200.6.4 Additional Electronic Files

25 All preliminary, Right of Way, and final roadway packages shall include a KMZ
26 File and KML File. The following Elements shall be included on individual
27 layers, matching the layers of SCDOT's plan preparation guidelines, in the KMZ
28 File:

- 29 A. Linework for all roadway and structure design Elements
- 30 B. Alignment information
- 31 C. Construction limits
- 32 D. Drainage systems
- 33 E. NPDES limits and BMPS
- 34 F. Present R/W and property linework
- 35 G. Tract numbers
- 36 H. Proposed R/W
- 37 I. Lighting fixture locations
- 38 J. Overhead sign locations identifying cantilever or sign bridge

39 200.6.5 Roadway Calculations

40 All preliminary and final roadway packages shall include exhibits and
41 calculations as necessary to demonstrate compliance with applicable design

Technical Provision 200 - Roadway

1 standards. The exhibits and calculations shall include, but not be limited to, the
2 following:

3 A. Turning Templates for design vehicle at intersections and other critical
4 locations

5 B. Sight Distance

6 a. Stopping

7 i. for Obstructions

8 b. Decision

9 c. Intersections

10 C. Superelevation

11 D. Vertical Clearance

12 E. Roadside Guardrail/Barrier Length of Need

13 **End Section**

1 **400. PAVEMENT**

2 **400.1 General**

3 TP Section 400 includes requirements for design and construction of pavements.

4 Hot Mix Asphalt (HMA) riding surface is required for all roadways in accordance with
5 the pavement designs in TP Section 400. Pavement designs in TP Section 400 include
6 application rates for various HMA and non-HMA pavement components. HMA
7 pavement components including Stone Matrix Asphalt (SMA), surface courses,
8 intermediate courses, and base courses are listed in pounds per square yard (PSY). Non-
9 HMA base courses including Graded Aggregate Base Course (GABC), Cement Modified
10 Reclaimed Base (CMRB) and Cold Central Plant Recycled Material (CCPRM) are listed
11 in inches of thickness.

12 **400.2 Administrative Requirements**

13 400.2.1 Standards

14 Contractor shall perform all pavement Work in accordance with the standards,
15 manuals, and guidelines listed in TP Attachment 100-1.

16 **400.3 Design Requirements**

17 SCDOT has performed existing pavement evaluations and has developed designs for new
18 pavements and pavement rehabilitation for this Project. Pavement design options for use
19 on various roadways are included herein. The Contractor shall select from the options
20 given for interstate mainline, shoulders and ramps, system-to-system routes, system-to-
21 service routes, and non-interstate routes.

22 Shoulder pavement designs shall match the new pavement design for the associated
23 roadway section.

24 Do not vary pavement design transversely for new location pavement, including
25 widening.

26 Include appropriate notes and details on the roadway typical section sheets for subgrade
27 stabilization technique(s) which will be used on the Project as necessary.

28 400.3.1 Interstate Widening, New Location, and Reconstruction HMA Pavement

29 Select pavement designs from the options below. This includes interstate-to-
30 interstate connections. Use these pavement designs on interstate travel lanes,
31 interstate shoulders, and ramps connecting interstate to interstate.

32 If a system-to-system or interstate-to-interstate ramp utilizes a new alignment that
33 carries traffic over an existing shoulder, then reconstruct these areas using an
34 interstate pavement design listed below.

1 Pavement design for service ramps shall be selected from the options given for
 2 the crossing route to which the ramp provides access. For ramps where both
 3 system-to-system and system-to-service traffic is combined, use the interstate
 4 pavement structure until beyond the gore nose of the service ramp, at which point
 5 the service ramp pavement design can be used to the crossing route.

6 **Table 400-1: Interstate Route Pavement Options**

Layer Type	Option 1i	Option 2i	Option 3i
SMA (9.5mm)	200	200	200
Intermediate B	200	200	200
Intermediate A	300	300	300
Base A, Intermediate A or B	400	1000	1100
GABC		8	
CMRB	12		

7
 8 **400.3.2 Widening, New Location, and Reconstruction of Non-Interstate Routes**

9 If new alignment or reconstruction is required for non-interstate routes, select
 10 from the options provided below for each route’s assigned pavement group. If a
 11 design is not provided for a particular roadway affected by the Project, it is the
 12 responsibility of the Contractor to submit a proposed design for approval.

13 **Table 400-2: Non-Interstate Route Pavement Options**

Road Number	Road Name	Pavement Group
S-1241	Rockland Road	A
S-1276	Morninghill Drive	A
S-173	Tram Road	B
S-173	Beatty Road	B
S-1551	Berryhill Road	B
S-1842	Fernandina Road	B
S-2893	Fernandina Road	C
S-1791	Jamil Road	C
S-2892	Browning Road	C
S-2893	Burning Tree Drive	C
S-1841	Burning Tree Drive	C
S-273	Bush River Road	C

Technical Provision – 400 Pavement

Road Number	Road Name	Pavement Group
S-42	St. Andrews Road	C
S-36	St. Andrews Road	C
S-31	Bush River Road	D
L-5627	King George Way	A
L-4513	Paisley Lane	A
S-1079	Evelyn Drive	A
S-1382	Burnett Drive	B
S-2905	Gale Drive	A
L-5919	Jamil Road	A
S-1302	Woodland Hills Road	A
L-2504	Woodland Hills Road West	A
L-1631	Woodland Hills Road East	A
S-2016	Kay Street	B
S-2016	Chartwell Road	A
S-2714	Greenore Drive	A
L-4735	Center Point Road	A
S-492	Zimalcrest Drive	B
L-4429	Fairway Lane	A
L-7047	Executive Center Drive	A
L-4388	East Meadow Court	A
L-3159	Outlet Point Boulevard	A
S-1241	Rockland Road	A
L-6619	Crews Drive	A
S-1384	Fairhaven Drive	A
S-1383	Luster Lane	A

1
2

Table 400-3: Pavement Group A Options

Layer Type	Option 1A	Option 2A	Option 3A
Surface D or C	200	175	175
Intermediate C	200		

Technical Provision – 400 Pavement

Layer Type	Option 1A	Option 2A	Option 3A
Base A or B	625		
CCPR ¹			9
CMRB		12	

1. HMA Base A may be substituted for CCPR at a rate of 110 psy per inch of CCPR

2 **Table 400-4: Pavement Group B Options**

Layer Type	Option 1B	Option 2B	Option 3B
Surface B	175	200	200
Intermediate B	200	300	200
Base A			375
GABC			10
CCPR ¹	9		
CMRB		12	

3. HMA Base A may be substituted for CCPR at a rate of 110 psy per inch of CCPR

4 **Table 400-5: Pavement Group C Options**

Layer Type	Option 1C	Option 2C	Option 3C
Surface B	200	200	200
Intermediate B			200
Intermediate A	225	350	
Base A			425
GABC			10
CCPR ¹	9		
CMRB		12	

5. HMA Base A may be substituted for CCPR at a rate of 110 psy per inch of CCPR

6 **Table 400-6: Pavement Group D Options**

Layer Type	Option 1D	Option 2D	Option 3D
Surface A	200	200	200
Intermediate B		200	
Intermediate A	325		275
Base A		300	450

Layer Type	Option 1D	Option 2D	Option 3D
GABC			10
CCPR ¹	9		
CMRB		12	

1. HMA Base A may be substituted for CCPR at a rate of 110 psy per inch of CCPR

400.3.3 Pavement beyond Outside Roadway Shoulders

Areas between the outside edge of roadway shoulder and concrete roadside barrier are to be paved with a minimum of 8 inches of HMA. Place no less than 8 inches of dense graded HMA, including 200 psy Surface Type C as a wearing course. If the slopes beyond the shoulder are steeper than 6H:1V then place 4-inch-thick concrete slope protection meeting the requirements of TP Section 700.3.1.25.

The reduced pavement structures above are only applicable to areas between the roadway shoulders and barriers constructed with an additional offset for future accommodations. Gore areas or other localized areas of irregular pavement resulting from the roadway geometric requirements are to be designed in accordance with TP Section 400.3.1 or TP Section 400.3.2 as applicable.

400.3.4 Pavement Rehabilitation

Where applicable, develop Work zone traffic control design and roadway profiles to accommodate the rehabilitation procedures and requirements identified in TP Section 400.4.2 and TP Section 400.4.3.

400.3.5 Temporary Pavement Design

Temporary pavement is pavement outside of the existing travel lanes that is utilized to carry traffic for any period of time during construction of the Project.

Design of temporary pavement is required and is the responsibility of the Contractor. Perform temporary pavement design in accordance with the SCDOT Pavement Design Guide. Pavement design shall be developed in consideration of the performance requirements in TP Section 400.4.4, traffic conditions, and duration of use. The minimum duration of use for design of temporary pavement shall be one year regardless of anticipated duration.

Any existing pavement information provided in the Project Information Package shall not be relied on for design and is given for information only. If existing shoulders are incorporated into the temporary pavement design, the existing conditions should be evaluated carefully.

1 Temporary pavement may be removed after use or incorporated into the final
2 pavement by adding additional paving material to meet the final pavement design
3 criteria for new location and reconstruction HMA pavement.

4 All temporary pavement designs or utilization of existing shoulders as temporary
5 pavement must be approved during the design process prior to use on the Project.

6 7 **400.4 Construction Requirements**

8 **400.4.1 General Construction Requirements**

9 It is the Contractor’s responsibility to confirm suitability of soils for placing
10 pavement layers directly on subgrade. Contractor shall modify or remove and
11 replace in situ soils as necessary.

12 Contractor is responsible for mix design of Cement Modified Recycled Base
13 (CMRB). Synthetic CMRB may be created by mixing a minimum of 50% of the
14 thickness with graded aggregate base course (GABC) or recycled asphalt
15 pavement (RAP). The Contractor shall confirm suitability of materials for
16 modification. The design strength of CMRB shall be between 450 and 600 psi.

17 All CMRB shall be Method B curing. Perform CMRB using a minimum of 2
18 passes with the reclaimer. This can include a pulverization and a mixing pass or
19 two passes with cement. Additional passes may be needed to meet the
20 requirements of the specification. SCDOT may utilize coring at its discretion for
21 dispute resolution of compliance with Contract requirements for CMRB material.
22 If testing during production fails or the quality of material is uncertain to the
23 SCDOT, acceptance may be based upon extraction of an intact core. The
24 thickness of the intact core shall equal or exceed the design thickness of the
25 CMRB.

26 Cold Central Plant Recycled Material (CCPRM), applied at a rate of 3 – 5 inches
27 per lift, may be utilized as a substitute for HMA base up to 9 inches on non-
28 interstate. See TP 1000, Special Provisions Section 413 for CCPRM
29 requirements. It must be covered with a minimum of 150 psy of dense graded
30 HMA on non-interstate routes. Eradication of temporary or mis-placed
31 permanent markings shall not be allowed on the final pavement surface. In
32 addition, eradication of pavement markings placed during Phase 1 or 2 shall not
33 be allowed, unless approved by the SCDOT. Prior to placing the final permanent
34 pavement markings, all asphalt areas requiring revised pavement markings shall
35 be milled and/or resurfaced with the required mixture type for interstate
36 pavements or non-interstate pavements.

37 Construction joints for pavement shall be placed at the center of the lane or at
38 lane lines for the Final Design configuration. Avoid placing construction joints
39 in wheel paths during temporary alignments.

1 Utilize surface planing for any areas intended to carry traffic on the milled/planed
2 surface.

3 Intermediate B Special may only be placed in a confined condition and is limited
4 to a maximum lift thickness of 550 psy.

5 When performing cross slope correction or build-up, Surface Type E is limited to
6 a maximum thickness of 1.5 inches; use intermediate Type B for thickness greater
7 than 1.5 inches.

8 Milled-in rumble strips shall be used on all shoulders, both inside and outside, in
9 accordance with Engineering Directive 53 (ED-53), SCDOT Standard Drawings,
10 and specifications for the entire Project.

11 Cross-slope verification in accordance with TP 1000, Special Provisions Section
12 105 is required for interstate pavement.

13 Where surface planing is utilized, the test section and rideability requirements in
14 TP 1000, Special Provisions Section 401 shall not be required where HMA
15 Intermediate or multiple lifts of Surface are being placed as subsequent lifts.

16 400.4.2 Interstate Pavement Rehabilitation

17 The pavement rehabilitation requirements in this section relate to existing travel
18 lanes and inside shoulders only. Unless specifically noted otherwise, outside
19 shoulders are to be reconstructed using a pavement design from TP Section
20 400.3.1.

21 400.4.2.1 I-26 and I-126

22 Final condition shall not reduce the total existing asphalt thickness.

23 A. Mill 3 inches of existing pavement Do not allow traffic on milled
24 surface.

25 B. Replace the milled asphalt with 330 psy Intermediate B Special.

26 C. Perform cross-slope correction or buildup as necessary. Milling for
27 cross slope correction shall not exceed 1 inch. Perform overlay for
28 cross-slope correction, revised cross slope, or grade change as
29 necessary. Use Surface Type E or Intermediate Type B depending on
30 thickness required.

31 D. Overlay with 200 psy SMA (9.5mm).

32 400.4.2.2 I-20

33 Perform rehabilitation for travel lanes as follows. Final condition shall
34 not reduce the total existing asphalt thickness.

- 1 A. Retain existing pavement in existing travel lanes, allowing milling up
- 2 to 1 inch for cross-slope correction or buildup as necessary. Do not
- 3 allow traffic on the milled surface.
- 4 B. Perform cross-slope correction or buildup as necessary. Milling for
- 5 cross slope correction shall not exceed 1 inch. Perform overlay for
- 6 cross-slope correction, revised cross slope, or grade change as
- 7 necessary. Use Surface Type E or Intermediate Type B depending on
- 8 thickness required.
- 9 C. Overlay with 200 psy SMA (9.5mm).

10
11 400.4.3 Non-Interstate Pavement Rehabilitation

12 Perform the required rehabilitation treatment within the Project Limits for each

13 route given below. If service ramps utilize a new alignment that carries traffic

14 over an existing shoulder area, then reconstruct these shoulder areas using the

15 appropriate interstate or crossing route design as outlined in TP Section 400.3.2.

16 Rehabilitation design required for any routes not listed below is the responsibility

17 of the Contractor. Submit designs for approval.

- 18 A. **Fernandina Road (S-1842)** – Reconstruct using options from Group B TP
- 19 Section 400.3.2. If selecting CMRB, do not allow traffic on chip seal surface
- 20 for more than 7 days. If selecting CMRB, consider alternative curing or
- 21 staging to reduce risk of traffic on temporary surface.
- 22 B. **Fernandina Road (S-1925)** – Mill and replace surface with 200 psy Surface
- 23 Type B. Full depth patch as necessary.
- 24 C. **Fernandina Road (S-2893)** – Mill and replace surface with 200 psy Surface
- 25 Type B. Full depth patch as necessary.
- 26 D. **Jamil Road (S-1791)** – Reconstruct using options from Group C TP Section
- 27 400.3.2. If selecting CMRB, do not allow traffic on chip seal surface for more
- 28 than 7 days. If selecting CMRB, consider alternative curing or staging to
- 29 reduce risk of traffic on temporary surface. Substitute Intermediate B or
- 30 Surface B for Intermediate A as necessary to maintain drop off requirements.
- 31 E. **Bush River Road (S-273)** – Full depth patch as necessary. Mill 2 inches
- 32 uniform. Mill 2 inches uniform and replace with 200 psy Intermediate B in
- 33 the same operation. Place 200 psy Surface A matching existing elevation.
- 34 F. **St. Andrews Road (S-42)** – Full depth patch as necessary. Mill 2 inches
- 35 uniform. Mill 2 inches uniform and replace with 200 psy Intermediate B in
- 36 the same operation. Place 200 psy Surface A matching existing elevation.
- 37 G. **St. Andrews Road (S-36)** – Full depth patch as necessary. Mill 2 inches
- 38 uniform. Mill 2 inches uniform and replace with 200 psy Intermediate B in
- 39 the same operation. Place 200 psy Surface A matching existing elevation.
- 40 H. **Bush River Road (S-31)** – Full depth patch as necessary. Mill 2 inches
- 41 uniform. Mill 2 inches uniform and replace with 200 psy Intermediate B in
- 42 the same operation. Place 200 psy Surface A matching existing elevation.
- 43 I. **Other Roadways** – Tie in with milled joint utilizing the design surface for
- 44 that roadway.

1 400.4.4 Temporary Pavements

2 Temporary pavement must provide a satisfactory rideability to the public prior to
3 opening to traffic and during construction. Satisfactory rideability is defined as
4 any 0.1 mile segment having roughness not to exceed 170 inches per mile when
5 tested in accordance with SC-T-125. In addition to rideability, rutting shall not
6 exceed ¼” when the wheel paths are measured with a 4-foot straightedge.

7 When existing interstate shoulders are used as temporary pavement, do not
8 eliminate the potential of access to the original alignment for a minimum of 2
9 weeks after shifting traffic to the existing shoulders, regardless of whether the
10 shoulders have been strengthened for carrying temporary traffic.

11 If temporary pavement is to be incorporated in the final pavement structure, the
12 pavement material’s properties shall be verified in accordance with the Standard
13 Specifications regardless of the width of pavement being placed. Prior to
14 incorporating into the final pavement structure, it must be free of cracks and
15 distortion prior to overlay. If the pavement has visible wear or deterioration, then
16 take remedial action to improve or repair the pavement to the requirements of the
17 Contract prior to overlaying or incorporation as final structure.

18 **400.5 Pavement Safety and Patching**

19 If potholes appear in the pavement, the Contractor shall take action to temporarily fill all
20 potholes for safety. Once a pothole is identified by the Independent Quality Manager
21 (IQM) or SCDOT as a safety hazard and notification is made to the Contractor, the
22 potholes(s) must be temporarily filled within 24 hours. Liquidated Damages will be
23 assessed in accordance with Agreement Section 19.9.1 Article 19.20 when potholes are
24 not temporarily filled within 24 hours of notification. Temporarily filling of potholes
25 shall be considered incidental and is not subject to additional payment.

26 Include full depth asphalt patching in accordance with the Special Provision in TP 1000,
27 Special Provisions Section 401. Patch interstate and non-interstate routes as directed by
28 the IQM or SCDOT and/or as outlined below.

29 At least once per month, all temporarily filled potholes and any other areas required by
30 the IQM or SCDOT to be patched shall be full-depth patched, varying in depth as
31 necessary but shall be no less than four (4) inches.

32 Any full depth patching required on temporary pavements is not to be debited from the
33 amount of patching included in the Contractor’s bid or paid for separately as outlined in
34 TP 1000, Special Provisions Section 401.

35 **400.6 Deliverables**

36 TP Table 400-7 reflects a list of Deliverables identified in TP Section 400 and is not
37 intended to be an all-inclusive listing of Deliverables. The Contractor shall determine
38 and submit all deliverables as required by the Contract Documents, Governmental

Technical Provision – 400 Pavement

1 Approvals, and the Governmental Entities. At a minimum and unless otherwise specified
2 in the Contract Documents, the Contractor shall submit the following to SCDOT in the
3 formats described in TP Section 110.5:

4 **TP Table 400-7: Deliverable Summary**

Deliverables	Level of Review*	Number of Copies	Deliverable Schedule	TP Section Reference
		Electronic		
Temporary Pavement Design Memoranda	2	1	Per Approved CPM Schedule	400.3.5

5 *Levels of Review

- 6 1. SCDOT Discretionary Approval (Section 3.1.3 of the Agreement)
7 2. SCDOT Review and Comment (Section 3.1.5 of the Agreement)
8 3. Submittals not Subject to Prior Review, Comment or Approval (Section 3.1.6 of the Agreement)

9 **End Section**

1 **600. MAINTENANCE OF TRAFFIC**

2 **600.1 General Requirements**

3 Contractor shall perform all maintenance of traffic (MOT) Work in accordance with
4 TP Section 600. Contractor shall provide all MOT Work to support design and
5 construction of the Project. In accordance with the Document, *Rule on Work Zone Safety*
6 *and Mobility: Implementation, Maintenance, and Safety Guidelines*, this Project has
7 been classified as “SIGNIFICANT” and all components of the Transportation
8 Management Plan prepared by the Contractor are required and shall be implemented. The
9 MOT Work generally includes:

- 10 A. Development of Transportation Management Plan (TMP) to include Temporary
- 11 Traffic Control Plans, Traffic Operations Plan and Public Involvement Plan;
- 12 B. Conceptual Work Zone Traffic Control Plans; and
- 13 C. Final Work Zone Traffic Control Plans

14 The public involvement plan component of the TMP shall be developed in support of the
15 community and public relations support plan as described in TP Section 130.2.3.

16 **600.2 Administrative Requirements**

17 **600.2.1 Standards**

18 Contractor shall perform all MOT Work in accordance with the standards,
19 manuals, and guidelines listed in TP Attachment 100-1. The Contractor shall
20 maintain the travel patterns as directed by the traffic control Plans and shall
21 execute construction schedules expeditiously.

22 The Contractor shall execute the item of traffic control as required by the
23 Standard Specifications, the Standard Drawings for Road Construction, the
24 Special Provisions, all Supplemental Specifications, the SCDOT Procedures and
25 Guidelines for Work zone traffic control design, the MUTCD, the Plans, and the
26 Engineer. The SCDOT work zone mobility requirements found within the *Rule*
27 *on Work Zone Safety and Mobility: Implementation, Maintenance, and Safety*
28 *Guidelines* (Policy) shall apply to this Project.

29 The typical traffic control standard drawings of the “Standard Drawings For Road
30 Construction”, although compliant with the MUTCD, shall take precedence over
31 the MUTCD. The traffic control standard drawings of the “Standard Drawings
32 For Road Construction” shall apply to all projects let to contract.

33 **600.3 Design Requirements**

34 **600.3.1 Temporary Signing**

1 Install the permanent construction signs as shown on the typical traffic control
2 standard drawings designated for permanent construction signing. Signs not
3 illustrated on the typical traffic control standard drawings designated for
4 permanent construction signs shall be considered temporary.

5 The Contractor shall ensure proper signing (including but not limited to guide
6 signs and overhead (OH) signing) is in place at all times during construction, as
7 required by the MUTCD. All signing shall be shown on the Traffic Control Plans.
8 Signing to be reviewed and approved by SCDOT.

9 Existing OH and shoulder mounted guide signs shall not be replaced with the use
10 of changeable message signs. Shoulder mounted signs may be utilized to
11 temporarily replace OH signs except for exit only applications. Temporary
12 shoulder mounted signs shall not reuse OH signs with down arrows or lane per
13 arrows in the legend.

14 Install and maintain any necessary detour signing as specified by the typical
15 traffic control standard drawings designated for detour signing, Part VI of the
16 MUTCD, TP Section 600, and the Engineer.

17 Install and utilize changeable message signs in all lane closures installed on high
18 volume high-speed multilane roadways. Use of changeable message signs in lane
19 closures installed on low-volume, low-speed multilane roadways is optional
20 unless otherwise directed by the Plans and the Engineer. Install and use a
21 changeable message sign within a lane closure setup as directed by the Standard
22 Drawings for Road Construction. When a lane closure is not present for any time
23 to exceed 24 hours, remove the changeable message sign from the roadway.
24 Place the sign in a predetermined area on the Project Site, as approved by the
25 Engineer, where the sign is not visible to passing motorists. Utilize
26 preprogrammed messages in accordance with the Standard Drawings for Road
27 Construction when using the changeable message sign as part of the traffic control
28 setup for lane closures. Only those messages pertinent to the requirements of the
29 traffic control situation and the traffic conditions are permitted for display on a
30 changeable message sign at all times. At no time will the messages displayed on
31 a changeable message sign duplicate the legends on the permanent construction
32 signs.

33 600.3.2 Temporary Traffic Control Barrier Wall

34 Temporary concrete barrier wall shall be anchored on a bridge deck when there
35 are 8 feet or less of bridge deck area between the face of the barrier wall nearest
36 the edge of the bridge deck and the edge of the bridge deck. Anchorage of
37 temporary concrete barrier walls on a bridge deck shall be as specified in the
38 SCDOT Standard Drawings.

39 Roadside installation of freestanding temporary concrete barrier wall shall
40 provide a clear distance behind the wall in accordance with SCDOT Standard

1 drawing 605-105-00 note 14 and shall provide no less than 4' of clear distance
2 between the back face of the barrier wall and any above ground hazard or drop-
3 off hazard unless approved by SCDOT.

4 600.3.3 Ramp Closures

5 The existing lane widths for all loop ramps shall be maintained during
6 construction. Other ramps should maintain their existing lane widths if possible;
7 however, widths can be reduced to 12 feet as a result of constructability or staging
8 concerns. Sufficient lane width shall be provided for the appropriate design
9 vehicle during construction.

10 Nighttime short term full closure of individual ramps is allowed in accordance
11 with the lane closure prohibitions in TP Section 600.3.5 and with approval from
12 SCDOT. Simultaneous closure of multiple I-20 Exit 64 and I-26 Exit 107 ramps
13 shall not be allowed.

14 Entrance and exit ramps and loops shall always remain open during construction
15 except for 54-hour weekend closures when the ramp tie-ins are required for
16 staging with approval from SCDOT. Weekend ramp closures shall be approved
17 by SCDOT at least 2 weeks before implementation. Closure requests by the
18 Contractor shall include the temporary traffic control plan, detour, and detailed
19 schedule for the closure. Weekend ramp closures shall be in accordance with
20 Holiday and special event restrictions as defined in Supplemental Specification
21 601.1.3.

22 The eastbound Bush River Road outside lane across the bridge over I-20 that
23 enters onto the I-20 eastbound onramp may be closed via a long-term lane closure
24 while width constrained bridge Work over I-20 is conducted. The I-20 eastbound
25 onramp shall remain open to eastbound Bush River Road traffic at all times. The
26 existing eastbound Bush River Road right turn lane onto the westbound I-20
27 onramp shall remain open at all times.

28 600.3.4 Primary and Secondary Routes (Lane Closures)

29 On primary and secondary routes, SCDOT prohibits lane closures during any time
30 of the day that traffic volumes exceed 800 vehicles per hour per direction.
31 Maintain all lane closure restrictions as directed by the Plans, TP Section 600,
32 and the Engineer. On Bush River Road (S-32-273 & S-40-31) and St. Andrews
33 Road (S-32-36 & S-40-42), any closures are prohibited Monday through Friday
34 from 7:00 am to 9:00 am and 4:00 pm to 6:00 pm.

35 600.3.5 Interstate Routes (Single and Dual Lane Closures)

36 Maintain the existing number of I-20, I-26, and I-126 mainline lanes of traffic in
37 each direction during the times of the lane closure restrictions. Maintain the
38 existing number of travel lanes for all on-ramps and off-ramps during the times

of the lane closure restrictions unless otherwise approved by the Department. All ramps must remain open to traffic and maintain free-flow operation (no yield control) unless otherwise approved by the Department. On Interstates 20 and 26, the Department prohibits single and dual lane closures during the hours listed in TP Table 600-1 through TP Table 600-4.

TP Table 600-1: I-20 Milepost 60 to Milepost 64

Hourly Lane Closure Prohibitions (Single)		Hourly Lane Closure Prohibitions (Dual)	
Eastbound	Westbound	Eastbound	Westbound
MON: 6A-6P	MON-THU: 11A-7P	MON-THU: 6A-9P	MON: 6A-9P
TUE-THU: 6A-7P			TUE-THU: 6A-10P
FRI: 6A-7P	FRI: 10A-8P	FRI: 6A-10P	FRI: 6A-11P
SAT: 9A-5P	SAT: 11A-6P	SAT: 7A-9P	SAT: 7A-10P
SUN: 12P (noon)-5P	SUN: 12P (noon)-7P	SUN: 8A-9P	SUN: 9A-10P

TP Table 600-2: I-20 Milepost 64 to Milepost 65 (Prior to Phase 2 Completion)

Hourly Lane Closure Prohibitions (Single)		Hourly Lane Closure Prohibitions (Dual)	
Eastbound	Westbound	Eastbound	Westbound
MON-WED: 6A-8P	MON-THU: 6A-8P	MON-THU: 5A-11P	MON-THU: 5A-11P
THU: 6A-9P			
FRI: 6A-9P	FRI: 6A-9P	FRI: 5A-12A (midnight)	FRI: 5A-12A (midnight)
SAT: 8A-9P	SAT: 8A-8P	SAT: 6A-12A (midnight)	SAT: 6A-12A (midnight)
SUN: 10A-8P	SUN: 10A-8P	SUN: 7A-11P	SUN: 7A-11P

TP Table 600-3: I-26 Milepost 101 to Milepost 108 (I-126 split)

Hourly Lane Closure Prohibitions (Single)		Hourly Lane Closure Prohibitions (Dual)	
Eastbound	Westbound	Eastbound	Westbound
MON-THU: 6A-7P	MON-THU: 7A-8P	MON-TUE: 5A-9P	MON-WED: 6A-10P
		WED-THU: 5A-10P	THU: 6A-11P
FRI: 6A-8P	FRI: 7A-8P	FRI: 5A-11P	FRI: 5A-11P
SAT: 8A-7P	SAT: 8A-7P	SAT: 6A-11P	SAT: 7A-11P
SUN: 9A-7P	SUN: 10A-8P	SUN: 8A-10P	SUN: 8A-10P

TP Table 600-4: I-26 Milepost 108 (I-126 split) to Milepost 116

Hourly Lane Closure Prohibitions (Single)		Hourly Lane Closure Prohibitions (Dual)	
Eastbound	Westbound	Eastbound	Westbound
MON-THU: 6A-7P	MON-THU: 7A-7P	MON-THU: 5A-10P	MON-THU: 6A-10P
FRI: 6A-8P	FRI: 7A-8P	FRI: 5A-11P	FRI: 6A-11P
SAT: 9A-7P	SAT: 9A-7P	SAT: 6A-11P	SAT: 7A-10P
SUN: 10A-7P	SUN: 10A-7P	SUN: 8A-10P	SUN: 8A-10P

On Interstate 126 and its ramps, the Department prohibits single and dual lane closures during the hours listed in TP Table 600-5 from a lane closure break point at station 60+00 for the westbound direction and station 30+00 for the eastbound direction.

TP Table 600-5: I-126 from I-26 to Colonial Life Blvd (3-Lane Section)

Hourly Lane Closure Prohibitions (Single)		Hourly Lane Closure Prohibitions (Dual)	
Eastbound	Westbound	Eastbound	Westbound
MON: 7A-10A; 12P (noon)-2P; 5P-6P	MON-THU: 12P (noon)-7P	MON: 6A-8P	MON-WED: 6A-10P
TUE-THU: 7A-3P, 5P-6P		TUE-THU: 6A-8P	THU: 7A-9P
FRI: 7A-2P; 4P-6P	FRI: 11A-7P	FRI: 6A-9P	FRI: 7A-9P
SAT: ---	SAT: ---	SAT: 9A-8P	SAT: 9A-8P
SUN: ---	SUN: ---	SUN: 9A-7P	SUN: 11A-8P

The hourly lane closure prohibitions will apply to the existing interstate conditions. When additional interstate through lanes are opened, they may then have a long term closure with approval by SCDOT. Considerations for impacts to new upstream and downstream configurations related to the opened lane must be demonstrated and auxiliary lanes will not apply.

600.3.6 Temporal Modifications of Lane Closure Prohibitions

The hourly lane closure prohibitions in TP Section 600.3.5 may be modified based on traffic data collected from the Project Site that demonstrates traffic volumes at the specific date of a proposed lane closure supports a lane closure. Utilizing the SCDOT Traffic Monitoring Program data from Station IDs 86, 95, 125, 126, or other data sources approved by SCDOT, the Contractor can demonstrate via a traffic technical memo that vehicle volumes on the interstate do not exceed 1,200 vehicles per hour per lane per direction during the proposed time adjustment in accordance with SCDOT Engineering Directive 32 (ED-32).

1 New traffic patterns and volume adjustments as a result of construction staging
2 and lane opening progressions must be considered during these demonstrations.
3 Other acceptable traffic volume data sources may include spot counts during
4 construction at the relevant stage.

5 The intention of these modifications in prohibitions is to accommodate the
6 seasonal variations of traffic demand. Lane closure prohibition modifications
7 shall not be implemented during Holidays as defined in Supplemental
8 Specification 601.1.3.

9 **600.3.7 Traffic Splits**

10 Through traffic traveling in the same-direction mainline lanes shall not be split
11 and rejoined on I-26, I-20 or I-126 including but not limited to: separation by any
12 type of barrier, bridge piers, existing or proposed median. The existing I-126 WB
13 Exit 107 traffic pattern should be maintained to prevent requiring exiting traffic
14 from weaving across I-26 WB lanes.

15 **600.3.8 Signals**

16 Contractor shall perform all temporary signal Work in accordance with TP
17 Section 675.

18 **600.3.9 Detours**

19 No closures and detours will be allowed except as specified in Section 600.3.3.

20 **600.4 Construction Requirements**

21 **600.4.1 Work Zone Signing**

22 Install “Grooved Pavement” signs (W8-15-48) supplemented with the
23 “Motorcycle” plaque (W8-15P-30) in advance of milled or surface planed
24 pavement surfaces. On primary routes, install these signs no further than 500 feet
25 in advance of the beginning of the pavement condition. On interstate routes,
26 install these signs no less than 500 feet in advance of the beginning of the
27 pavement condition. Install two sign assemblies at each sign location, one on
28 each side of the roadway, on multilane roadways when the pavement condition is
29 present. Install these signs immediately upon creation of this pavement condition
30 and maintain these signs until this pavement condition is eliminated.

31 Install “Steel Plate Ahead” signs (W8-24-48) in advance of an area of roadway
32 where temporary steel plates are present. Install these signs no further than 300
33 feet in advance of locations where steel plates are present. On multilane
34 roadways, comply with the same guidelines as applied to all other advanced
35 warning signs and install two sign assemblies at each sign location, one on each
36 side of the roadway, when roadway conditions warrant. Install these signs

1 immediately upon installation of a temporary steel plate and maintain the signs
2 until the temporary steel plates are removed. Steel plates are not allowed on
3 interstates without approval from the Independent Quality Manager (IQM).

4 All signs mounted on portable sign supports shall have a minimum mounting
5 height of 5 feet from the bottom of the sign to the ground. All signs mounted on
6 ground mounted u-channel posts or square steel tube posts shall have a minimum
7 mounting height of 7 feet from the bottom of the sign to the grade elevation of
8 the near edge of the adjacent travel lane or sidewalk when a sidewalk is present.

9 On multilane primary routes, avoid placement of signs on portable signs supports
10 within paved median areas utilized for two-way left turns unless otherwise
11 directed by the IQM.

12 When mounting signs on ground mounted u-section or square steel tube posts,
13 utilize either a sign support / ground support post combination with an approved
14 breakaway assembly or a single direct driven post for each individual sign support
15 of a sign assembly installation. Do not combine a sign support / ground support
16 post combination and a direct driven post on the same sign assembly installation
17 that contains two or more sign supports. Regarding sign support / ground support
18 post combination installations, ensure that post lengths, stub heights and
19 breakaway assemblies comply with the manufacturer's requirements and
20 specifications. Use approved breakaway assemblies found on the Approved
21 Products List for Traffic Control Devices in Work Zones.

22 When covering signs with opaque materials, SCDOT prohibits attaching a
23 covering material to the face of the sign with tape or a similar product or any
24 method that will leave a residue on the retroreflective sheeting. Residue from
25 tape or similar products, as well as many methods utilized to remove such residue,
26 damages the effective reflectivity of the sign. Therefore, contact of tape or a
27 similar product with the retroreflective sheeting will require replacement of the
28 sign.

29 Overlays are prohibited on all rigid construction signs. The legends and borders
30 on all rigid construction signs shall be either reverse-screened or direct applied.

31 Supplement and delineate the shoulder edges of travel lanes through work zones
32 with traffic control devices to provide motorists with a clear and positive travel
33 path. Utilize portable plastic drums unless otherwise directed by SCDOT.
34 Vertical panels may be used where specified by the Plans and directed by the
35 RCE. The installation of traffic control devices is required in all areas where
36 those areas immediately adjacent to a travel lane open to traffic have been altered
37 in any manner by Work activities, including but not limited to activities such as
38 grading, milling, etc. Install the traffic control devices immediately upon
39 initiating any alterations to the areas immediately adjacent to or within 15 feet of
40 the near edge line of the adjacent travel lane. When sufficient space is available,
41 place the traffic control devices no closer than 3 feet from the near edge of the

1 traffic control device to the near edge line on the adjacent travel lane. When
2 sufficient space is unavailable, place the traffic control device at the maximum
3 distance from the near edge of the adjacent travel lane available.

4 The presence of temporary signs, portable sign supports, traffic control devices,
5 trailer mounted equipment, truck mounted equipment, vehicles and vehicles with
6 trailers relative to the installation or removal of a closure, and personnel are
7 prohibited within the 15- to 30-foot clear zone based upon the roadway speed
8 limit during the prohibitive hours for lane closures specified by TP Section 600.

9 On multilane primary and secondary routes, a reduced regulatory speed limit of
10 35 MPH shall be in effect during lane closures. Erect temporary regulatory
11 “Speed Limit” signs (R2-1-48-35) and “Speed Reduction 35 MPH” signs (W3-5-
12 48-35) on temporary supports according to the typical traffic control standard
13 drawings. Cover the existing regulatory speed limit signs when reduced speed
14 limits are in place. Immediately remove or cover the “Speed Limit” signs (R2-1-
15 48-35) and the “Speed Reduction 35 MPH” signs (W3-5-48-35) upon the removal
16 of the lane closures.

17 On interstate routes, a reduced regulatory speed limit of 45 MPH shall be in effect
18 during lane closures. Erect temporary regulatory “Speed Limit” signs (R2-1-48-
19 45) and “Speed Reduction 45 MPH” signs (W3-5-48-45) on temporary supports
20 according to the typical traffic control standard drawings. Cover the existing
21 regulatory speed limit signs when reduced speed limits are in place. Immediately
22 remove or cover the “Speed Limit” signs (R2-1-48-45) and the “Speed Reduction
23 45 MPH” signs (W3-5-48-45) upon the removal of the lane closures.

24 On interstate routes, the presence of temporary signs, portable sign supports,
25 traffic control devices, trailer mounted equipment, truck mounted equipment,
26 vehicles and vehicles with trailers relative to the installation or removal of a
27 closure, and personnel are prohibited within the 30-foot clear zone during the
28 prohibitive hours for lane closures specified by TP Section 600.

29 Truck mounted changeable message signs shall be required during all interstate
30 lane closures. The Contractor shall provide, install, and maintain these signs in
31 accordance with all requirements of the Standard Specifications for Highway
32 Construction (latest edition) and the typical traffic control standard drawings
33 designated for interstate lane closures.

34 The truck mounted changeable message signs are in addition to the requirements
35 for trailer mounted changeable message signs. Truck mounted changeable
36 message signs and trailer mounted changeable message signs are not
37 interchangeable.

38 During operation of changeable message signs, place the changeable message
39 sign on the shoulder of the roadway no closer than 6 feet between the sign and
40 the near edge of the adjacent travel lane. When the sign location is within 30’ of

1 the near edge of a travel lane open to traffic, supplement the sign location with
2 no less than 5 portable plastic drums placed between the sign and the adjacent
3 travel lane for delineation of the sign location. Install and maintain the drums no
4 closer than 3 feet from the near edge of the adjacent travel lane. This requirement
5 for delineation of the sign location shall apply during all times the sign location
6 is within 30 feet of the near edge of a travel lane open to traffic, including times
7 of operation and non-operation. Oversized cones are prohibited as a substitute
8 for the portable plastic drums during this application.

9 Temporary “Exit” signs (M1025-00) shall be located within each temporary gore
10 during lane closures on multilane roadways. Mount these signs a minimum of 7
11 feet from the pavement surface to the bottom of the sign in accordance with the
12 requirements of the MUTCD.

13 600.4.2 Lane Closures

14 The Contractor may conduct various Work activities in the same direction at
15 various locations concurrently if approved by the Department. Various Work
16 activities in the same direction requiring simultaneous closures in the same travel
17 lane or shoulder shall be separated by no less than 2 miles from the end of the
18 first closure that a motorist will encounter to the beginning of the taper of the
19 second closure. Also, various Work activities in the same direction requiring
20 simultaneous right and left lane closures or Shoulder Closures shall be separated
21 by no less than 4 miles from the end of the first closure that a motorist will
22 encounter to the beginning of the taper of the second closure.

23 The lane closure restrictions stated below are Project-specific. For all other
24 restrictions, see supplemental specification, “Lane Closure Restriction”, dated
25 July 1, 2019.

26 The CONTRACTOR shall install all lane closures as directed by the Standard
27 Specifications for Highway Construction (latest edition), the Standard Drawings
28 for Road Construction, TP Section 600, the MUTCD, and the Engineer. The
29 CONTRACTOR shall close the travel lanes of interstate routes as directed by the
30 typical traffic control standard drawings designated for lane closures on interstate
31 routes and primary and secondary routes as directed by the typical traffic control
32 drawings designated for primary and secondary routes.

33 SCDOT reserves the right to suspend a lane closure if any resulting traffic
34 backups are deemed, in SCDOT’s reasonable judgment, excessive by the
35 Engineer or his or her designee. No such suspension shall entitle CONTRACTOR
36 to any extension of time or additional compensation.

37 Installation and maintenance of a lane closure is PROHIBITED when the
38 Contractor is not actively engaged in Work activities specific to the location of
39 the lane closure unless otherwise specified and approved by the Engineer. The
40 length of the lane closure shall not exceed the length of roadway anticipated to be

1 subjected to the proposed Work activities within the work shift time frame or the
2 maximum lane closure length specified unless otherwise approved by the
3 Engineer. Also, the maximum lane closure length specified does not warrant
4 installation of the specified lane closure length when the length of the lane closure
5 necessary for conducting the Work activity is less. The length and duration of
6 each lane closure, within the specified parameters, shall require approval by the
7 Engineer prior to installation. The length and duration of each lane closure may
8 be reduced by the Engineer if the work zone impacts generated by a lane closure
9 are deemed excessive or unnecessary.

10 The Contractor shall discontinue and remove a lane closure when the Work
11 activities requiring the presence of the lane closure are completed or are
12 discontinued or disrupted for any period of time to exceed 60 minutes unless the
13 presence of unacceptable grade elevation differences greater than 1” in milled
14 areas or greater than 2” in all other areas are present, unless otherwise directed by
15 the Engineer.

16 600.4.3 Shoulder Closures

17 600.4.3.1 Primary and Secondary Routes

18 On primary and secondary routes, the Department prohibits the
19 Contractor from conducting Work within 15 feet of the near edge of the
20 adjacent travel lane on an outside shoulder or a median area under a
21 Shoulder Closure during any time of the day that traffic volumes exceed
22 800 vehicles per hour per direction. The routes and times should be in
23 accordance with TP Section 600.3.4. The hourly restrictions for lane
24 closures shall also apply to Work activities conducted under a Shoulder
25 Closure within 15 feet of the near edge of an adjacent travel lane or a
26 median area. The Department reserves the right to suspend Work
27 conducted under a Shoulder Closure if any traffic backups develop and
28 are deemed excessive by the Engineer. Maintain all Shoulder Closure
29 restrictions as directed by the Plans, TP Section 600, and the Engineer.

30 On primary and secondary roadways, the Department prohibits the
31 Contractor from conducting Work within 1 foot or less of the near edge
32 of an adjacent travel lane under a Shoulder Closure. All Work that may
33 require the presence of personnel, tools, equipment, materials, vehicles,
34 etc., within 1 foot of the near edge of an adjacent travel lane shall be
35 conducted under a lane closure.

36 600.4.3.2 Interstate Routes

37 On Interstates 20, 26, and 126 the Department prohibits the Contractor
38 from conducting Work within 15 feet of the near edge of the adjacent
39 travel lane during the same lane closure restriction times in accordance
40 with TP Section 600.3.5.

1 The hourly restrictions for lane closures shall also apply to Work activities
2 conducted under a Shoulder Closure within 15 feet of the near edge of an
3 adjacent travel lane or a median area. The Department reserves the right
4 to suspend Work conducted under a Shoulder Closure if any traffic
5 backups develop and are deemed excessive by the Engineer. Maintain all
6 Shoulder Closure restrictions as directed by the Plans, TP Section 600,
7 and the Engineer.

8 On interstate highways, the Department prohibits the Contractor from
9 conducting Work within the limits of a paved shoulder or within 10 feet
10 of the near edge of an adjacent travel lane under a Shoulder Closure. All
11 Work that may require the presence of personnel, tools, equipment,
12 materials, vehicles, etc., within the limits of a paved shoulder or within 10
13 feet of the near edge of an adjacent travel lane shall be conducted under a
14 lane closure.

15 The Contractor shall install all Shoulder Closures as directed by the
16 typical traffic control standard drawings designated for Shoulder
17 Closures, and the Engineer. Substitution of the portable plastic drums
18 with oversized cones during nighttime Shoulder Closures is
19 PROHIBITED.

20 600.4.4 Mobile Operations

21 A mobile operation moves continuously at all times at speeds of 3 mph or greater
22 without any stops. The minimal traffic flow impacts generated by these
23 operations involve brief traffic flow speed reductions and travel path diversions.
24 Conduct Work operations that cannot be performed at speeds of 3 mph or greater
25 under standard stationary lane closures.

26 The Department prohibits the Contractor from conducting mobile operations
27 during the hours when lane closures are prohibited. The hourly restrictions for
28 lane closures shall also apply to Work activities conducted under mobile
29 operations. The Department reserves the right to suspend Work conducted under
30 mobile operations if any traffic backups develop and are deemed excessive by the
31 Engineer. Maintain all mobile operation restrictions as directed by the Plans, TP
32 Section 600, and the Engineer.

33 The distance intervals between the vehicles, as indicated in the Standard
34 Drawings for Road Construction, may require adjustments to compensate for
35 sight distance obstructions created by hills and curves and any other conditions
36 that may obstruct the sight distance between the vehicles. However, adjustments
37 to the distance intervals between the vehicles should be maintained within the
38 range of variable distance intervals indicated in the standard drawings unless
39 otherwise directed by the Engineer.

1 Maintain two-way radio communication between all vehicles in the vehicle train
2 operating in a mobile operation.

3 Supplement the work vehicles and the shadow vehicles with amber colored
4 flashing dome lights. The vehicles may also be supplemented with advanced
5 warning arrow panels and truck mounted attenuators as directed in the Standard
6 Drawings for Road Construction and the Standard Specifications.

7 The Contractor shall install, operate and maintain all advanced warning arrow
8 panels, truck mounted attenuators and truck mounted changeable message signs
9 as required by TP Section 600, the manufacturer’s specifications, the Standard
10 Drawings for Road Construction, the Standard Specifications, the Plans, and the
11 Engineer.

12 600.4.5 Flagging

13 During construction on the ramps, the Contractor shall conduct flagging
14 operations. The flagging operations shall either stop traffic or direct the traffic
15 around the Work area. Installation and operation of these flagging operations
16 shall be according to TP Section 600 and the MUTCD.

17 During nighttime flagging operations, flaggers shall wear a safety vest and safety
18 pants that comply with the requirements of ANSI / ISEA 107 standard
19 performance for Class 3 risk exposure, latest revision, and a fluorescent hard hat.
20 The safety vest and the safety pants shall be retro reflectorized, and the color of
21 the background material of the safety vest and safety pants shall be fluorescent
22 orange-red or fluorescent yellow-green.

23 During nighttime flagging operations, the Contractor shall illuminate each flagger
24 station with any combination of portable lights, standard electric lights, existing
25 street lights, etc., that will provide a minimum illumination level of 108 Lx or 10
26 fc.

27 During nighttime flagging operations, supplement the array of advanced warning
28 signs with a changeable message sign for each approach. These changeable
29 message signs are not required during daytime flagging operations. Install the
30 changeable message signs 500 feet in advance of the advanced warning sign
31 arrays. Messages shall be “Flagger Ahead” and “Prepare To Stop”.

32 600.4.6 Paving, Surface Planing, and Milling

33 During surface planing and milling operations, grade elevation differences
34 greater than 1 inch in areas with pavements composed of hot mixed asphalt
35 (HMA) base courses, intermediate courses, or surface courses and Portland
36 cement concrete are prohibited unless otherwise directed by SCDOT. However,
37 during surface planing and milling operations for removal of Open-Graded
38 Friction courses ONLY, a grade elevation difference of 1½ inches between

1 adjacent travel lanes opened to traffic may exist unless otherwise directed by
2 SCDOT. **Restrictions in TP Section 400 for traffic on milled interstate surfaces**
3 **will govern the allowances detailed in this section.**

4 During the milling and surface planing operations, the length of roadway with an
5 acceptable grade elevation difference less than or equal to 1 inch adjacent to a
6 single travel lane or between multiple travel lanes open to traffic is restricted to a
7 maximum distance of 4 miles.

8 During surface planing and milling operations, the length of roadway with a
9 milled surface open to traffic is restricted to 4 miles. This restriction does not
10 apply to concrete diamond grinding operations.

11 The Contractor shall have no more than 72 hours to begin elimination of any
12 grade elevation differences between or adjacent to the travel lanes of I-20, I-26,
13 or I-126. The 72-hour time period shall begin upon creation of the grade elevation
14 difference. This restriction shall apply to all acceptable grade elevation
15 differences less than or equal to 1” in milled areas or less than or equal to 2” in
16 paved areas.

17 Grade elevation differences shall not exceed 2 inches between and/or adjacent to
18 travel lanes open to traffic during paving operations unless otherwise directed by
19 the Department. Consider grade elevation differences of 2 inches or less created
20 by paving operations between and/or adjacent to travel lanes open to traffic
21 acceptable and subject to all restrictions regarding acceptable grade elevation
22 differences.

23 600.4.7 Blasting

24 The Contractor will be required to obtain approval from SCDOT prior to blasting.
25 The MUTCD shall be the basis for the traffic control requirements, and SCDOT
26 will work with the Contractor to determine the appropriate traffic control
27 measures required to perform blasting operations in a safe and effective manner
28 at specific locations.

29 600.5 Deliverables

30 TP Table 600-6 reflects a list of Deliverables identified in TP Section 600 and is not
31 intended to be an all-inclusive listing of Deliverables. Contractor shall determine and
32 submit all Deliverables as required by the Contract Documents, Governmental
33 Approvals, and the Governmental Entities. At a minimum and unless otherwise specified
34 in the Contract Documents, Contractor shall submit the following to SCDOT in the
35 formats described in TP Section 110.5:

1 **TP Table 600-6: Deliverable Summary**

Deliverables	Level of Review*	Number of Copies	Deliverable Schedule	TP Section Reference
		Electronic		
Transportation Management Plan	2	1	Prior to issuance of NTP 2	600.5.1
Conceptual Work Zone Traffic Control Roll Plots	2	1	With ROW Roadway Package	600.5.2
Final Work Zone Traffic Control Plans	2	1	With Final Roadway Package	600.5.3
RFC Work Zone Traffic Control Plans	3	1	With RFC Roadway Package	N/A

2 *Levels of Review

- 3 1. SCDOT Discretionary Approval (Section 3.1.3 of the Agreement)
 4 2. SCDOT Review and Comment (Section 3.1.5 of the Agreement)
 5 3. Submittals not Subject to Prior Review, Comment or Approval (Section 3.1.6 of the Agreement)

6 600.5.1 Transportation Management Plan

7 The Contractor shall submit a Transportation Management Plan in accordance
 8 with the Document *Rule on Work Zone Safety and Mobility: Implementation,*
 9 *Maintenance, and Safety Guidelines.* All components of the Transportation
 10 Management Plan prepared by the CONTRACTOR are required and shall be
 11 submitted for review by the Department and must be approved before any
 12 construction activities can begin.

13 600.5.2 Conceptual Work Zone Traffic Control Plans

14 The Contractor shall submit conceptual Work zone traffic control Plans with the
 15 Right of Way (ROW) roadway package Submittal. The Contractor shall submit a
 16 KMZ File with the conceptual Work zone traffic control roll plots, which shows
 17 alignment information in a separate layer for all MOT stages. Roll plots shall be
 18 36”x 96” and no more than 1”=200’ scale.

19 The Plans shall include, but not be limited to, the following:

- 20 A. Staging Narrative
 21 B. Concept Staging Plans with an accurate depiction of Site conditions for each
 22 stage to include:
 23 1. Areas of Work for the stage clearly defined with the active travel way
 24 also clearly defined.
 25 2. Proposed features constructed in previous stages shown with existing
 26 features that have not been removed or replaced.
 27 3. Proposed features not yet constructed and existing features removed or
 28 replaced shall not be shown.

- 1 C. Widening/Rehabilitation Typical Sections for each Stage of Construction
- 2 and any critical points.
- 3 D. Show areas where additional ROW is warranted for the purposes of staging.
- 4 E. Plan details and narrative for areas deemed critical by the design team for
- 5 staging concerns and as deemed necessary for proper construction and
- 6 implementation of the TTC. Plan details for these areas will require typical
- 7 sections or cross sections for each stage of construction. Critical areas
- 8 include but are not limited to locations with:
- 9
 - 1. Temporary walls/shoring
 - 10 2. Widening/rehabilitation
 - 11 3. Pavement buildup
 - 12 4. Longitudinal pavement elevation differences
 - 13 5. Traffic shifts and transitions including between existing, temporary or
 - 14 proposed pavements
 - 15 6. Removal, replacement, or construction of structures such as walls,
 - 16 culverts, or bridges.

17 600.5.3 Final Work Zone Traffic Control Plans

18 The Contractor shall submit Work zone traffic control Plans with the final
19 roadway package Submittal. The Plans shall be in accordance with the SCDOT
20 Procedures and Guidelines for Work Zone Traffic Control Design and all other
21 applicable design references listed in TP Attachment 100-1. The Contractor shall
22 submit a KMZ File with the final Work zone traffic control Plans, which shows
23 alignment information in a separate layer for all MOT stages.

24 Final Work zone traffic control Plans shall include items listed in the conceptual
25 Work zone traffic control roll plots as defined in TP Section 600.5.2 and shall
26 include, but not be limited to, the following:

- 27 A. Plan for access to the median work zone (ingress and egress) to include
- 28 acceleration and deceleration lanes.
- 29 B. Types and locations of traffic control devices and signs used at each phase
- 30 of traffic relocation if different from the normal practices contained in the
- 31 Manual of Uniform Traffic Control Devices (MUTCD) or SCDOT Standard
- 32 Drawings. This is to include permanent and temporary construction signing,
- 33 traffic cones, and barrels.
- 34 C. Horizontal and Vertical alignments for temporary travel lanes to include
- 35 superelevation details, lane widths, taper lengths, pavement surface type,
- 36 and other geometry necessary to define alignments. This includes when the
- 37 travel lanes leave the existing roadway bed or direction on new alignment.
- 38 (transition area) and returns (termination area).
- 39 D. Plan for maintaining ramp traffic.
- 40 E. Plan for maintaining existing pedestrian access including details showing
- 41 pedestrian route, related signing, pedestrian ramps, and other required
- 42 features.

Technical Provision 600 - MOT

- 1 F. Plan for maintaining positive temporary drainage during stages, to include:
 - 2 1. Temporary ditches, pipes, and inlets
 - 3 2. Clearly identified existing and final proposed structures utilized in each
 - 4 stage including connections
 - 5 3. Details to show drainage from median Work areas across travel ways
 - 6 and where longitudinal pavement grade changes occur with construction
 - 7 of temporary and permanent cross line structures clearly identified.
- 8 G. Plan for placing girders over the interstate.
- 9 H. Plan for demolishing existing bridges over the interstate.
- 10 I. Temporary pavement designs including proposed uses and duration of use.
- 11 J. Plan for notifying the traveling public of upcoming stages.

12 **End Section**

1 **625. PAVEMENT MARKINGS**

2 **625.1 General Requirements**

3 Contractor shall perform all pavement markings Work in accordance with
4 TP Section 625. Contractor shall provide all pavement marking Work to support design
5 and construction of the Project. The Contractor shall coordinate development of the
6 pavement marking Plans with the signing and signal design Plans to ensure accuracy and
7 consistency of the pavement marking Plans. The Contractor shall provide detailed RFC
8 permanent marking Plans for the entire length of the Project including all interstate
9 mainline, CD routes, ramps and crossing routes.

10 In addition to development of the permanent pavement marking Plans, the Contractor
11 shall furnish and install all permanent pavement markings.

12 **625.2 Administrative Requirements**

13 625.2.1 Standards

14 Contractor shall perform all pavement markings Work in accordance with the
15 standards, manuals, and guidelines listed in TP Attachment 100-1.

16 625.2.2 Coordination with SCDOT – Traffic Engineering

17 The Contractor shall contact the Director of Traffic Engineering within 30 days
18 of the issuance of NTP 1 to review overall pavement marking requirements of the
19 contract.

20 An example set of interstate pavement marking Plans is provided in the Project
21 Information Package (PIP) as a guide in the preparation of the final pavement
22 marking Plans.

23 **625.3 Design Requirements**

24 625.3.1 RFC Plans

25 All mainline, CD route, ramp edge lines, and lane lines shall be to interstate
26 standards as detailed in the Standard Drawings. Interstate, CD roadway, and
27 ramp lane lines and edge lines shall be 6 inches in width. Exit and entrance gore
28 markings, as well as mainline lane drop markings, shall be 12 inches in width.
29 All other crossing route/service road lane lines and edge lines shall be 4 inches in
30 width with the exception of 8” channelization/crosswalk markings.

31 The final roadway surface material will determine which type of permanent
32 marking material is to be applied. The Contractor shall use either polyurea or
33 preformed tape (T-1) markings on concrete surfaces for the applications noted in
34 TP Section 625.4. Thermoplastic markings shall be used on all asphalt surfaces.

1 The Contractor shall include raised pavement markers on all roads within the
2 Project Limits.

3 In addition to the requirements of the Standard Drawings, clear/red bi-directional
4 markers shall be required on all lane lines of the interstate mainline, CD routes
5 and ramps.

6 Route shield pavement markings should be considered where high traffic
7 volumes and complex lanes assignments are expected. Areas for consideration
8 include lane drops, double lane exits with option lanes, weaving segments, or
9 unusual geometries.

10 **625.4 Construction Requirements**

11 625.4.1 Thermoplastic Pavement Markings (Asphalt Surfaces)

12 All thermoplastic markings installed on the interstate mainline or any crossing
13 routes shall meet the requirements of Section 627 of the Standard Specifications.

14 625.4.2 Polyurea Pavement Markings (Concrete Surfaces)

15 All polyurea markings installed on the interstate mainline, crossing routes, or any
16 bridge decks on this Project shall be a liquid, multi-component system that
17 includes highly reflective Elements as recommended by the manufacturer of the
18 polyurea binder. The Contractor may use 3M Stamark Liquid Pavement Marking
19 Series 5000, Epoplex Glomarc 90, or an SCDOT approved equivalent.

20 The polyurea pavement marking lines shall have a minimum dry thickness of 20
21 mils when placed on concrete and asphalt pavements. The pavement marking
22 material and highly reflective Elements shall be applied in a simultaneous
23 operation.

24 The Contractor shall apply the polyurea resin, mixed at the proper ratio according
25 to the manufacturer's recommendations, to the pavement surfaces within the
26 proper application temperatures as determined by the material manufacturer.
27 Highly reflective Elements shall be injected into the molten (liquid) polyurea
28 pavement markings in accordance with the manufacturer's recommendations
29 using a dispenser approved by the manufacturers of both the polyurea materials
30 and the highly reflective Elements.

31 Upon curing, the markings shall be uniformly reflectorized and have the ability
32 to resist deformation caused by traffic throughout the entire length of the line.

33 If requested by SCDOT, the manufacturer of the selected polyurea material shall
34 provide a technical Representative, or a manufacturer's certified Representative,
35 to assure proper application technique by the Contractor during the initial
36 installation of the product.

1 All materials will be accepted based on manufacturer’s certifications.

2 Do not use polyurea pavement markings for interim condition pavement
3 markings on bridge decks. Use preformed tape in accordance with TP Section
4 625.4.3.

5 625.4.3 Preformed Patterned Tape (T-1) Pavement Markings (Options for Concrete
6 Bridge Decks)

7 The Contractor may choose to apply preformed patterned tape markings to
8 concrete bridge decks on this Project. If this option is selected, the markings shall
9 be preformed patterned tape with a raised diamond pattern covered with ceramic
10 Elements having a refractive index of 1.9 or greater. All preformed tape markings
11 installed on the bridge decks on this Project shall be installed with a truck
12 mounted application system or other motorized applicator approved by the
13 manufacturer.

14 The Contractor shall provide to SCDOT the manufacturer’s normal warranty
15 which shall guarantee the tape materials for a period of 72 months from the date
16 of installation from failure to retain the minimum reflectance values provided by
17 the manufacturer and from failure due to loss of material adhesion or complete
18 wear through. If failure occurs, the manufacturer will provide the replacement
19 materials to restore the markings to their original effectiveness.

20 625.4.4 Installation of Surface Mounted Raised Pavement Markers

21 The Contractor shall install surface mounted raised pavement markers in
22 accordance with Section 630 of the Standard Specifications for Highway
23 Construction.

24 625.4.5 Removal of Existing or Conflicting Markings

25 The Contractor shall remove any markings applied incorrectly or any existing
26 markings applied during Phases 1 and 2 that conflict with the final Phase 3
27 marking plan in accordance with TP Section 400.4.1. In addition to the basic
28 requirements of Section 631 of the SCDOT Standard Specifications, removal of
29 existing lines shall be accomplished using Hog Technologies Stripe Hog water
30 blasting pavement marking removal equipment or an equivalent system approved
31 by SCDOT. Complete removal of the existing lines is required on all pavement
32 surfaces. The slurry created by the removal process shall be collected and
33 disposed of properly.

34 The removal equipment shall be truck mounted. A truck mounted unit is defined
35 as a self-propelled vehicle with six or more wheels and an enclosed cab housing
36 a driver. The equipment shall have a minimum operating pressure of 40,000 psi
37 and be capable of removing markings up to 22 inches wide. In addition, water

1 blasting operations and removal of the slurry material produced shall be
 2 accomplished simultaneously by the same truck.

3 The Contractor shall ensure that the existing concrete pavement surface is not
 4 visibly damaged with only light discoloration of the pavement surface remaining
 5 after completion of removal operations. In addition, any flexible joints on the
 6 bridge decks should be covered during the removal process to prevent damage.
 7 See TP Section 400.4.1 for additional pavement marking removal details.

8 **625.5 Deliverables**

9 TP Table 625-1 reflects a list of Deliverables identified in TP Section 625 and is not
 10 intended to be an all-inclusive listing of Deliverables. Contractor shall determine and
 11 submit all Deliverables as required by the Contract Documents, Governmental
 12 Approvals, and the Governmental Entities. At a minimum and unless otherwise specified
 13 in the Contract Documents, Contractor shall submit the following to SCDOT in the
 14 formats described in TP Section 110.5:

15 **TP Table 625-1: Deliverable Summary**

Deliverables	Level of Review*	Number of Copies	Deliverable Schedule	TP Section Reference
		Electronic		
Final Pavement Marking Plans	2	1	With Final Roadway Package	625.5.1
RFC Pavement Marking Plans	3	1	With RFC Roadway Package	N/A

16 *Levels of Review

- 17 1. SCDOT Discretionary Approval (Section 3.1.3 of the Agreement)
 18 2. SCDOT Review and Comment (Section 3.1.5 of the Agreement)
 19 3. Submittals not Subject to Prior Review, Comment or Approval (Section 3.1.6 of the Agreement)

20 **625.5.1 Final Pavement Marking Plans**

21 Final pavement marking Plans shall include details necessary for construction.
 22 Plans shall, in addition to satisfying requirements of TP Section 625.3, include
 23 but not be limited to:

- 24 A. Callouts for all pavement markings to include color, width, type, and material
 25 B. Pavement marking begin and end points
 26 C. Existing roadway, sidewalks, curb and pavement markings at tie-ins with the
 27 proposed Work
 28 D. Physical gore locations including paved shoulders to detail gore pavement
 29 markings
 30 E. Proposed roadway Elements including curbs, bridges, sidewalks, and sign
 31 structures
 32 F. Proposed and existing lane widths

Technical Provision 625 – Pavement Markings

1 Traffic flow arrows should not be included in the pavement marking Plans.

2 **End Section**

1 **650. SIGNING**

2 **650.1 General Requirements**

3 Contractor shall perform all signing Work in accordance with TP Section 650. Contractor
4 shall provide all permanent and temporary signing Work to support design and
5 construction of the Project. All interstates and interchanges shall utilize overhead guide
6 signs. In addition, overhead guide signs shall be utilized on service roads at all
7 interchanges. See TP Attachment 650-1 for a conceptual signing Plan which shows the
8 proposed sign locations and sign layouts for overhead signs as well as signs mounted on
9 I-beam breakaway posts and span wires for interstates and interchanges. The Contractor
10 shall coordinate development of the signing Plans with pavement marking, lighting,
11 roadway, maintenance of traffic (MOT) and signal design Plans to ensure accurate sign
12 design as well as accurate placement of signs. Development of these signing Plans will
13 include:

- 14 A. Conceptual Signing Plan based the Contractor’s Schematic Design
- 15 B. Temporary signing Plans and sign designs for each stage of MOT to be included
16 as part of the MOT Plans
- 17 C. ROW Signing Plans – Structure locations for ROW verification
- 18 D. Final and RFC Signing Plans and Sign Designs

19
20 In addition to development of signing Plans and sign designs for the Project that are
21 consistent and compatible with the Plan for adjacent Carolina Crossroads Program
22 Phases, signing Work on this Project consists of fabricating, furnishing, and erecting new
23 ground mounted and overhead mounted signs, breakaway posts, overhead sign structures,
24 sign lighting, and delineators. Also included is the removal and relocation of the signs,
25 delineators, overhead structures and supports to be replaced or that are impacted. Impacts
26 to signing include relocating, removing, or causing to be non-compliant.

27 **650.2 Administrative Requirements**

28 **650.2.1 Standards**

29 Contractor shall perform all signing Work in accordance with the standards,
30 manuals, and guidelines listed in TP Attachment 100-1.

31 **650.2.2 Conceptual Signing Plan Coordination with SCDOT Traffic Engineering**

32 A conceptual signing Plan (concept Plan) based on the Schematic Design is
33 included in TP Attachment 650-1. This concept Plan shows the proposed sign
34 locations and sign layouts for overhead signs as well as signs mounted on I-beam
35 breakaway posts along the interstate mainline, CD roads, ramps, and crossing
36 routes. Notes are provided on the concept Plan for each sign location that detail

1 the sign size, sign identification numbers, and a brief description of Work to be
2 accomplished.

3 The concept Plan does not show the location of flat sheet signs (intermediate
4 reference location signs (mile markers), warning signs, regulatory signs, etc.)
5 along the interstate mainline, ramps and crossing routes. These signs shall be
6 included in the Contractor's Signing Plans.

7 Prior to Submittal of the conceptual signing Plans, the Contractor shall contact
8 the Director of Traffic Engineering within 30 days of the issuance of NTP 1 to
9 review the Contractor's conceptual roadway Plans and discuss the overall signing
10 requirements of the contract.

11 The Contractor shall then submit a conceptual signing Plan based on the proposed
12 design for review by SCDOT Traffic Engineering. The Plan should have the
13 same level of detail contained in the concept Plan contained in TP Attachment
14 650-1.

15 Layouts for all new and existing signs shown in the RFP concept Plan are
16 provided in TP Attachment 650-1. Layouts/designs of the new signs are not final
17 and are subject to change based upon the final roadway design. All sign designs
18 are subject to review and modification by SCDOT as part of the plan development
19 process.

20 An example set of interstate signing Plans is provided in the Project Information
21 Package (PIP) as a guide in the preparation of the final signing Plans.

22 **650.3 Design Requirements**

23 **650.3.1 Plans**

24 The Contractor shall develop Plans utilizing the conceptual signing Plan reviewed
25 and approved by SCDOT Traffic Engineering. All signs not erected as part of
26 Phases 1 and 2 shall be replaced except for logo signs which will typically be
27 retained and relocated. Logo signs, unless damaged or otherwise noted, shall be
28 relocated to new supports upon coordination with SCDOT Traffic Engineering.

29 **650.3.2 Basic Plan Sheet Information**

30 The Contractor shall include the following information/plan format in the Plans:

- 31 A. All OH, Q, D, regulatory, warning, mile marker, bridge clearance and
- 32 crossing route information signs on interstate mainline and crossing routes
- 33 B. Delineator installations along interstate entrance and exit ramps
- 34 C. OH sign lighting system information including proposed meter (power
- 35 supply) locations

- 1 D. Use SCDOT nomenclature for signs as shown in STD 650-105-00.
- 2 E. Number Q and OH signs separately (example : Q-1 will be the first Q Sign,
- 3 OH-1 will be the first overhead sign) and in order with increasing numbers
- 4 that increase with the station.
- 5 F. For OH, Q and D signs, show the station location and the sign number of the
- 6 sign and include instructions for each existing structure as retain, relocate,
- 7 refurbish, or remove.
- 8

9 650.3.3 Sign Design

10 Basic requirements for sign design include:

- 11 A. All signs shall be designed using SignCAD software – South Carolina
- 12 Standards.
- 13 B. OH, Q and gore signs shall be designed using E modified and E fonts.
- 14 C. D Signs shall be designed using 8” D font.
- 15

16 650.3.4 Sign Design Layout Sheets

17 Basic requirements for the sign design layout sheets include:

- 18 A. Group signs on design sheets by sign type (OH, Q, gore, and D).
- 19 B. Order signs on design sheets by sign number.
- 20

21 650.3.5 Overhead Sign Cross Section Sheets

22 Basic requirements for the overhead sign cross section sheets include:

- 23 A. Label each OH sign with sequential numbers and stationing for its
- 24 placement.
- 25 B. Note design speed.
- 26 C. Provide 1-foot minimum glare screen between top of OH walkway and
- 27 bottom of sign.
- 28 D. Provide a minimum distance of 1 foot between overhead signs.
- 29 E. Walkway to be continuous along signs and to extend 5 feet minimum from
- 30 EOP over outside shoulder.
- 31 F. Dimension vertical clearance from the bottom of walkway or bottom point
- 32 of structure to high point of roadway.
- 33 G. Dimension length of vertical supports along centerline from bottom of
- 34 walkway to top of barrier or ground.
- 35 H. Dimension horizontal location of signs to structure and location of travel
- 36 lanes to down arrows.
- 37 I. Dimension total width of structure.
- 38 J. Signs shown in the cross sections shall be shown to scale.
- 39 K. Label all existing structures as existing, retain, refurbish, remove or other
- 40 explanation.

1
2
3
4
5
6
7
8
9
10
11
12
13
14
15
16
17
18
19
20
21
22
23
24
25
26
27
28
29
30
31
32
33
34
35
36
37
38
39
40
41

650.3.6 Overhead Sign Lighting

Overhead sign lighting shall be included on all overhead signs on this Project. The Contractor will be responsible for:

- A. Designing and installing the complete electrical and sign lighting systems.
- B. Coordinating with the sign light manufacturer to produce photometric analyses for the overhead assembly of signs to determine the number of sign lights required as well as the appropriate spacing.
- C. Including sign light spacing information as part of the signing Plans on the overhead sign dimensional drawings as well as photometric analyses to support the spacing.
- D. Coordinating power supply with local utilities to provide connection from the nearest power supply lines to the lighting system which shall include all necessary conduit, power poles, conductors, etc., for connection to the meter base and from the meter base to the lighting system service panel.
- E. Submitting As-Built electrical Plans that show locations of power supply and conduit location. A schematic of the lighting control equipment and cabinet shall also be provided.
- F. All Work involving overhead sign lighting will be in accordance with SCDOT’s Supplemental Specification entitled Sign Lighting Systems dated September 25, 1998, located in TP Attachment 650-2, of which Section 4 entitled “Materials - Sign Lighting Luminaires” is revised as follows:
 - 1. LED sign lighting luminaires will be required on the Project. The Contractor will be required to consult with fixture manufacturer to determine the number and appropriate wattage of fixtures (lumen output) that are necessary to properly illuminate the overhead signs. Sign luminaires shall be Holophane SignVue LED II model SVLED2SVLPK1XX50KPLMGYSDP (6000 lumens) or SVLED2SVLPK2XX50KPLMGYSDP (9000 lumens – for larger/taller signs), or approved equal. “XX” in the model number represents the voltage type. The Multivolt (MVOLT) option is typically selected. Any fixtures other than those specified should be approved by the Director of Traffic Engineering prior to submitting Project Proposals.
 - 2. Walkways shall be included in the design of all new overhead structures as noted in the Standard Specifications. Unistrut channels shall be installed on the walkway supports to support the new LED sign lights and shall be spaced to accommodate the hole pattern on the base of the fixtures cast aluminum housing. Placement (distance from the sign face) of the unistruts will be verified by the Contractor by contacting the lighting fixture manufacturer.

Technical Provision 650 - Signing

1 3. Photometric analyses of all sign assemblies shall be submitted to the
2 Engineer for review and approval.

3 650.3.7 Roadside Barrier

4 Roadside barrier shall be detailed for all overhead uprights located within the
5 clear zone on either side of the travel way. For guardrail installations that protect
6 sign uprights, MASH requirements shall be followed. The center of the upright
7 should be located approximately 9 feet behind the face of guardrail.

8 650.3.8 Soil Borings

9 The Contractor will be responsible for obtaining soil borings to be used for
10 foundation designs for all new overhead sign structures.

11 650.3.9 Temporary Signing

12 Temporary signing overlays will be allowed on existing overhead and ground
13 mounted guide signs if the messages and/or arrangement of arrows provide
14 motorists proper direction and maintain conformance to the MUTCD. The
15 overlays should be of the proper font and copy size if possible and should be
16 constructed on flat sheet aluminum panels that will be fastened to the existing
17 extruded panel signs. The existing sign layouts are provided in TP Attachment
18 650-1 or are available from SCDOT Traffic Engineering.

19 Provisions for temporary signing during maintenance of traffic (MOT) shall be
20 included in MOT Plans. See TP Section 600. The Contractor will not be required
21 to submit a separate set of temporary signing Plans.

22 The Contractor shall maintain existing overhead guide signs until new
23 construction necessitates their removal, at which point existing or modified exit
24 direction signs or advanced mileage signs shall be relocated to the shoulder of the
25 roadway. The Contractor shall place the signs at their existing location or other
26 location approved as part of the MOT Plan. Pull thru overhead signs with lane
27 assignment arrows will be removed and shall not be relocated to the shoulder.

28 Overhead guide signs relocated to the shoulder shall be mounted with a minimum
29 height of 10' measured as the elevation difference from the bottom of the sign
30 and the edge of the nearest mainline travel lane (white edge line). The Contractor
31 shall mount the signs on wood utility poles or other posts approved by SCDOT,
32 and the signs should be protected by guardrail or temporary barrier wall. Steel
33 angle iron the same length as the height of the signs should be attached to each
34 side of the utility poles to facilitate installation of the extruded panel signs using
35 existing post clips.

36 36" signs shall be used for detour route signing.

Technical Provision 650 - Signing

1 Guide and route signs shall be maintained on arterials throughout construction.

2 Changeable Message Signs (CMS) shall not replace the shoulder mounted detour
3 signing assemblies. If CMSs are utilized for turn information, a CMS shall be
4 located at least 50 feet before the intersection.

5 650.3.10 Mile Markers

6 Intermediate Reference Location Signs (Mile Markers) shall be installed on new
7 median barrier wall within the Project Limits at ~~two one~~ tenths (0.21) of a mile
8 interval on I-20, I-26 & I-126. The signs are to be installed in both directions
9 back-to-back.

10 Intermediate Reference Location Signs will be mounted to the median barrier
11 wall using Indexable Concrete Barrier Mount (ICBM) manufactured by
12 Xcessories Squared or an approved equal on 2-inch 12-gauge square tube posts.
13 Mounting bolts shall be expansion or resin anchors specified by the manufacturer.

14 650.3.11 Delineators

15 Install flexible delineators on both sides of the concrete median barrier wall at a
16 spacing of two hundred (200) feet. The mounting height of the delineators is
17 thirty-four (34) inches. See SCDOT Standard Drawing 656-110-00 for detail of
18 delineator and mounting method.

19 Install ground mounted delineators along interstate and ramps as per SCDOT
20 Standard Drawing 650-110-03. Flexible delineators on ramps on bridges shall be
21 installed on the same side of the ramp and at the same spacing as the ground
22 mounted delineators on either side of the bridge.

23 650.3.12 Logo Signs

24 All I-beam posts for logo signs will be designed to support full size logo panels.
25 Full size mainline panels are 15' X 10' and full-size ramp panels are 8.5' X 6.5'.
26 In some cases where horizontal shoulder space is limited, such as where sound
27 walls are to be installed, tall versions (9.5' X 13.5') may be used. New logo
28 signing shall be located along the outside shoulder areas. If logo signs mounted
29 on I-beam posts cannot be accommodated along the outside shoulder, coordinate
30 with SCDOT regarding permanent removal of logo signs. Include in the
31 conceptual signing Plans any existing logo signs which cannot be accommodated
32 or become obsolete based on the proposed design.

33 650.3.13 Existing Structures & Foundations

34 Any sign structures and/or foundations which are retained **including those**
35 **installed in Phase 1 and 2** shall be verified by the Contractor to be structurally

1 adequate or replaced if proposed signs are larger than those shown in the
 2 conceptual signing Plans. Verification will follow the traffic shop drawings
 3 review process included in TP Attachment 110-3.

4 **650.3.14 As-Built Plans**

5 In addition to RFC Plans, a complete set of As-Built signing Plans shall be
 6 submitted to the Director of Traffic Engineering at the conclusion of the Project.

7 **650.4 Construction Requirements**

8 **650.4.1 Bridge Clearance and Crossing Route Information Signing**

9 The Contractor will be required to erect bridge vertical clearance and crossing
 10 route number flat sheet signs on the new and existing bridges in both directions
 11 of travel. The signs shall be fabricated in accordance with the SCDOT sign
 12 numbers shown in TP Table 650-1. The Contractor shall determine the actual
 13 minimum vertical clearance in each direction after all interstate mainline or
 14 crossing route surfacing is completed.

15 **TP Table 650-1: SCDOT Sign Numbers**

SCDOT Sign Number	Sign Description	Crossing Route Type
W12-2P-78	Vertical Clearance	All
OHB M1-1-48	Crossing Route Information	Interstate – 2 or 3 digit
OHB M1-4-48	Crossing Route Information	US Route – 2 digit
OHB M1-4-60	Crossing Route Information	US Route – 3 digit
OHB M1-5-48	Crossing Route Information	SC Route – 2 digit
OHB M1-5-60	Crossing Route Information	SC Route – 3 digit
OHB M1-6-78	Crossing Route Information	Secondary Route – 2 digit
OHB M1-6-84	Crossing Route Information	Secondary Route – 3 digit

16
 17 Detailed layouts for the signs in the table above will be provided by SCDOT’s
 18 Director of Traffic Engineering office post-award. Written requests for detailed
 19 layouts shall be addressed to the Owner Verification Firm.

20 The vertical clearance sign shall be centered over the centerline of the interstate
 21 or crossing route travel way. The crossing route number sign shall be placed to

1 the left of the vertical clearance sign with a minimum spacing of 8 feet between
2 the right of the route number sign and the left of the clearance sign.

3 The flat sheet panels may be mounted on the outside beam on each side of the
4 bridge using 3-M Very High Bond Tape in accordance with the tape
5 manufacturer's recommendations, or other method, such as direct bolting, as
6 approved by the Engineer.

7 650.4.2 Overhead Sign Damage

8 In the event an existing overhead structure is hit and damaged, the Contractor will
9 be required to mobilize immediately and provide a professional evaluation and
10 assessment of the structure damage. An engineering firm that specializes or has
11 experience in this type of structural inspection and evaluation shall conduct a
12 detailed on-site evaluation of the structure. If the major structural components or
13 foundations exhibit obvious and significant/critical damage, the sign structure
14 should be removed immediately. The damaged structure shall be placed at a
15 location either protected by guardrail or beyond the clear zone as approved by
16 SCDOT.

17 If the structure appears to be structurally sound and the damage appears to be
18 limited to the sign hangers and/or walkway and lighting systems, the Contractor
19 shall conduct a structural evaluation and provide the results of the evaluation
20 within 24 hours of notification, which should include verification that the
21 structure is sound and can remain in service or if it should be removed as soon as
22 possible. The results shall be stamped by a Professional Engineer registered in
23 the State of South Carolina

24 If the inspector determines that the structure can remain in service, the evaluation
25 should include recommendations of components that need to be replaced. The
26 Contractor will be responsible for pursuing all repairs within an agreed upon
27 schedule with SCDOT. The Contractor shall also provide all traffic control
28 necessary for the proper inspection of the structure and any necessary repairs.

29 650.4.3 Maintenance of Ground Mounted Logo and Guide Signs

30 The Contractor will be responsible for maintaining all existing logo and guide
31 signs during construction. This includes repairing or replacing existing signs
32 and/or posts damaged within Project Limits prior to construction activity or sign
33 relocation.

34 Existing mainline and ramp directional and information signs mounted on I-beam
35 breakaway posts may have to be relocated due to the construction. Where
36 relocation is necessary, the mainline signs should be mounted temporarily on 4"
37 X 6" wood posts using the method detailed on Standard Drawing 652-120-00.

Technical Provision 650 - Signing

1 Ramp information signs (logo) should be mounted temporarily on 4" X 4" wood
2 posts. No separate payment will be made for these relocations.

3 Most logo signs are to be maintained throughout construction. SCDOT will
4 conduct an inspection/evaluation of logo signs prior to and at the conclusion of
5 construction to determine if any damage occurred during execution of the
6 contract. The Contractor shall be responsible for replacing damaged signs
7 discovered by SCDOT.

8 The exceptions are the lodging, gas and food logo signs on I-26 in the eastbound
9 direction for Exit 106 (St. Andrews Road) and the food/lodging combination logo
10 sign on I-26 in the westbound direction for Exit 104 (Piney Grove Road) which
11 will be permanently removed as part of the Project. Logo signs at these locations
12 should be maintained as long as possible until construction activity necessitates
13 their removal.

14 The Contractor should notify SCDOT 60 days prior to the removal date so that
15 SCDOT can properly notify participating businesses of the removal. SCDOT will
16 remove the blue background panels and company logo shields during the 60 day
17 period. The Contractor will be responsible for removing and disposing of the I-
18 beam posts and stubs once the signs are removed.

19 650.4.4 Vertical Clearances

20 Vertical clearances for existing sign structures shall be field verified and
21 modifications made as necessary to provide appropriate vertical clearance.

22 650.4.5 Bar Codes

23 The Contractor is advised that all signs have a unique barcode sticker attached to
24 the back of each sign, and each sign assembly has a unique barcode sticker
25 attached to one post of the assembly. The Contractor will be required to record
26 the barcode number for each sign and the associated assembly that is removed,
27 replaced, or relocated. These numbers and the date that the sign and assembly
28 were removed, replaced, or relocated shall be recorded on the Sign Barcode Form
29 provided in the Project Information Package. This form shall be submitted to the
30 Owner Verification Firm. SCDOT will place the new barcodes on signs.

31 650.4.6 Refurbishment of Existing Overhead Structures

32 The Contractor shall refurbish any overhead structures that were not erected as
33 part of Phases 1 and 2 and are to be retained as part of Phase 3. The Contractor
34 shall perform the refurbishment in accordance with Section 657.4.4 of the
35 SCDOT Standard Specifications for Highway Construction.

36 650.4.7 Fabrication of Overhead Structures

Technical Provision 650 - Signing

1 The Contractor shall not pursue design or fabrication of any overhead sign
2 structure until RFC Plans have been reviewed and approved by SCDOT Traffic
3 Engineering.

4
5 **650.5 Deliverables**

6 TP Table 650-1 reflects a list of Deliverables identified in TP Section 650 and is not
7 intended to be an all-inclusive listing of Deliverables. The Contractor shall determine
8 and submit all deliverables as required by the Contract Documents, Governmental
9 Approvals, and the Governmental Entities. At a minimum and unless otherwise specified
10 in the Contract Documents, the Contractor shall submit the following to SCDOT in the
11 formats described in TP Section 110.5:

12 **TP Table 650-1: Deliverable Summary**

Deliverables	Level of Review*	Number of Copies	Deliverable Schedule	TP Section Reference
		Electronic		
Conceptual Signing Plan	2	1	With Preliminary Roadway Package	650.5.1
Right of Way Signing Plans	2	1	With ROW Roadway Package	650.5.2
Final Signing Plans	2	1	With Final Roadway Package	650.5.3
RFC Signing Plans	3	1	With RFC Roadway Package	N/A
As-Built Signing Plans	2	1	At the conclusion of the Project	650.5.4

13 *Levels of Review

- 14 1. SCDOT Discretionary Approval (Section 3.1.3 of the Agreement)
- 15 2. SCDOT Review and Comment (Section 3.1.5 of the Agreement)
- 16 3. Submittals not Subject to Prior Review, Comment or Approval (Section 3.1.6 of the Agreement)

17 **650.5.1 Conceptual Signing Plan**

18 The Plans, in addition to satisfying requirements of TP Section 650.3, shall:

- 19 A. Include SCDOT Typical Signing border sheet.
- 20 B. Be overlaid with the proposed roadway plan with stationing, lane lines,
21 paved shoulders, guardrail, and bridge, culvert and other overhead structures
22 clearly indicated.
- 23 C. Be commensurate with the Interchange Modification Report.

- 1 D. Include, at minimum, a level of detail consistent with the concept Plans
2 included in TP Attachment 650-1, including signs necessary for future
3 phases.
- 4 E. Include all necessary information to clearly demonstrate the signing
5 requirements for the Project.

6
7 650.5.2 Right of Way Signing Plans

8 The Plans, in addition to satisfying requirements of TP Section 650.3, shall:

- 9 A. Include SCDOT Typical Signing border sheet.
- 10 B. Be overlaid with the proposed roadway plan with stationing, lane lines,
11 paved shoulders, guardrail, and bridge, culvert and other overhead structures
12 clearly indicated.
- 13 C. Be commensurate with Interchange Modification Report.
- 14 D. Include, at minimum, a level of detail consistent with the concept Plans
15 included in TP Attachment 650-1 including signs necessary for future
16 phases.
- 17 E. Indicate that all signs and sign structures are within SCDOT right of way.
- 18 F. Include all necessary information to clearly demonstrate the signing
19 requirements for the Project.

20
21 650.5.3 Final Signing Plans

22 The Contractor shall submit a complete set of comprehensive signing Plans
23 developed in accordance with the design requirements of TP Section 650.3. In
24 addition, the Plans shall:

- 25 A. include SCDOT Typical Signing border sheet.
- 26 B. Be overlaid with the proposed roadway plan with stationing, lane lines,
27 paved shoulders, guardrail, and bridge, culvert and other overhead structures
28 clearly indicated.
- 29 C. Be commensurate with Interchange Modification Report.
- 30 D. Include, at minimum, a level of detail consistent with the concept Plans
31 included in TP Attachment 650-1, including signs necessary for future
32 phases.
- 33 E. Indicate that all signs and sign structures are within SCDOT right of way.
- 34 F. Include all necessary information to clearly demonstrate the signing
35 requirements for the Project.

36
37 650.5.4 As-Built Signing Plans

38 At the conclusion of the Project, the Contractor shall submit a complete As-Built
39 set of signing Plans, including electronic SignCAD copies of all layouts to the
40 SCDOT Traffic Engineering Office.

End Section

1 **675. TRAFFIC SIGNALS**

2 **675.1 General Requirements**

3 Contractor shall perform all signal Work in accordance with TP Section 675. Contractor
4 shall provide all signal Work to support design and construction of the Project. The signal
5 Work generally includes:

6 Design of all modifications to existing signals or proposed new signals, including
7 communications Plans, timing Plans and coordination Plans, to deliver a complete
8 and functional system that meets the requirements specified in TP Section 675 and
9 TP Section 680 for traffic operations;

10 A. Design of any modifications to existing signals or proposed temporary signals,
11 including communications Plans, timing and coordination Plans, for control of
12 traffic during construction in accordance with TP Section 675, TP Section 680 for

13 B. Traffic Operations, and TP Section 600 for Work zone traffic control; and

14 Repair and maintain signal related equipment and signal systems upon request by
15 SCDOT for the duration of construction on Bush River Road, St. Andrews Road,
16 C. and approved detour routes, in accordance with TP Section 675 and TP Section
17 600 for Work zone traffic control.

18 **675.2 Administrative Requirements**

19 675.2.1 Standards

20 Contractor shall perform all signal Work in accordance with the standards,
21 manuals, and guidelines listed in TP Attachment 100-1.

22 **675.3 Design Requirements**

23 The Contractor shall perform all Work necessary to design and construct new permanent
24 traffic signal systems at new signals and existing signalized intersections impacted by the
25 Contractor’s Schematic Design.

26 The Contractor may incorporate other signals into the Project; however, all signals
27 requiring modifications as a result of the Contractor’s Schematic Design shall be fully
28 reconstructed. The Contractor is not responsible for reconstructing existing signals on a
29 coordinated system if the only modification to the intersection is related to coordination,
30 signal phasing, or signal timing. Coordinated signal systems in the vicinity of the Project
31 are defined in TP Section 675.3.12.

32 Should the Contractor’s Schematic Design impact an existing traffic signal which is part
33 of a coordinated signal system, or add a new traffic signal to a coordinated corridor, the
34 Contractor shall be responsible for retiming of the complete coordinated signal system,
35 as defined in TP Section 675.3.12.

36 675.3.1 Traffic Signal Warrants

1 The Contractor shall provide signal warrant analyses justifying the removal of
2 any existing signal. The Contractor shall provide signal warrant analyses
3 justifying the addition of proposed signals within the Project Limits. Signal
4 warrant analyses shall follow provisions found in TP Attachment 100-
5 1.Section 680. ~~The analyses shall be submitted to SCDOT for review with the~~
6 ~~Revised Traffic Study or Signal Technical Memo.~~

7 675.3.2 Software

8 The Contractor shall refer to *SCDOT Traffic Signal Material Specifications* and
9 any other relevant standards from TP Attachment 100-1 for information regarding
10 controller software requirements. The Contractor shall coordinate software
11 installation with SCDOT.

12 675.3.3 Foundations

13 The Contractor shall refer to *SCDOT Traffic Signal Material Specifications*,
14 SCDOT Standard Drawings, and any other relevant standards from TP
15 Attachment 100-1, regarding the design of steel strain pole foundations.

16 675.3.4 Signal Poles

17 The Contractor shall incorporate steel strain poles and span wire in standard box
18 configurations at all new permanent signals, in accordance with *SCDOT Traffic*
19 *Signal Design Guidelines*, SCDOT Standard Drawings, *Traffic Signal Materials*
20 *Specifications* and any other relevant standards from TP Attachment 100-1.
21 Temporary signal poles may be steel or wooden.

22 675.3.5 Signal Heads

23 The Contractor shall conform to requirements found within the *SCDOT Traffic*
24 *Signal Design Guidelines*, *SCDOT Traffic Signal Material Specifications*,
25 *SCDOT Traffic Signal Supplemental Technical Specifications*, SCDOT Standard
26 Drawings, *the Manual on Uniform Traffic Control Devices (MUTCD)*, and any
27 other relevant standards from TP Attachment 100-1.

28 675.3.6 Controller Cabinet and Traffic Signal Controller Equipment

29 The Contractor shall incorporate SCDOT standard base-mounted 332A cabinets
30 at all new permanent signals. If right-of-way and space are limited, the Contractor
31 may use a 336S cabinet installed on a signal support pole with prior approval
32 from SCDOT. Signal cabinet placement and orientation shall conform to the
33 *SCDOT Traffic Signal Design Guidelines* and other applicable drawings,
34 specifications, or standards found in TP Attachment 100-1.

35 The Contractor shall refer to *SCDOT Traffic Signal Material Specifications*,
36 *SCDOT Traffic Signal Supplemental Technical Specifications*, and any other

1 relevant standard from TP Attachment 100-1 for information regarding signal
2 controller specifications.

3 675.3.7 Battery Backup System

4 The Contractor shall incorporate a battery backup system at all reconstructed
5 locations. The Contractor shall conform to requirements found in the *SCDOT*
6 *Traffic Signal Supplemental Technical Specifications* and any other relevant
7 standards from TP Attachment 100-1 for information regarding the design and
8 installation of battery backup systems.

9 675.3.8 Vehicle Detection

10 The Contractor shall install vehicle detection for all approaches to new signals or
11 at existing signals where construction disturbs existing detection loops. The
12 method of vehicle detection shall be inductance loop for permanent signals.
13 Reference *Traffic Signal Supplemental Specification 688.2: Temporary*
14 *Adjustment of Traffic Signal Equipment and Timings*.

15 The Contractor shall conform to *SCDOT Traffic Signal Design Guidelines*,
16 *SCDOT Standard Drawings*, *Traffic Signal Materials Specifications* and any
17 other relevant standards from TP Attachment 100-1 regarding vehicle detection
18 specifications and installation requirements.

19 675.3.9 Splice Boxes

20 The Contractor shall incorporate splice boxes to accommodate conduit
21 connections for electrical wiring in accordance with *SCDOT Traffic Signal*
22 *Design Guidelines*, *SCDOT Standard Drawings*, *Traffic Signal Materials*
23 *Specifications* and any other relevant standards from TP Attachment 100-1. At a
24 minimum, boxes should be located at the signal cabinet, at each support pole, and
25 at 150-foot intervals along conduit runs.

26 675.3.10 Electrical Wiring

27 The Contractor shall conform to *SCDOT Traffic Signal Supplemental Technical*
28 *Specifications*, *SCDOT Traffic Signal Material Specifications* and other relevant
29 standards in TP Attachment 100-1 regarding electrical wiring and cabling.

30 675.3.11 Conduit

31 The Contractor shall conform to *SCDOT Traffic Signal Supplemental Technical*
32 *Specifications*, *SCDOT Traffic Signal Material Specifications*, *SCDOT Standard*
33 *Drawings*, and other relevant standards in TP Attachment 100-1 for underground
34 conduit run and riser material and sizing.

35 675.3.12 Traffic Signal Timing

Technical Provision 675 – Traffic Signals

The Contractor shall develop traffic signal timings at all existing and proposed traffic signals, including temporary signals, within the Project Limits. Traffic signal timing Elements include:

- A. Signal clearance timings, including signal distance diagrams and calculations
- B. Final coordination Plans for St. Andrews Road and Bush River Road. Signals within each system and respective coordination Plans are provided in TP Table 675-1. Coordination Plans for temporary staging and temporary signal Plans are not required.

TP Table 675-1: Signals Within Bush River Road and St. Andrews Road Systems

System	Existing Signal Cross Streets	Timing Plans (Contractor to Verify)
Bush River Rd. (S-32-273/S-40-31)	Outlet Pointe Blvd (S-32-3159) Berryhill Dr/Frontage Rd (S-32-1551) I-20 WB I-20 EB Independence Ave. (S-32-7478) Zimalcrest Drn/Bush River Village (S-32-1241) I-26 EB off-ramp/Lexington Green Condos Morninghill Drn (S-40-1276) Arrowood Rd. (S-40-287) Colonial Life Blvd./Dutch Square Center (S-40-2963)	Plan 1 weekdays from 7-9 AM Plan 2 weekdays from 9 AM – 4 PM Plan 3 weekdays from 4-6:30 PM Plan 4 weekdays from 6:30 to 10 PM Plan 5 Saturday/weekend from 8:30 AM to 8 PM.
St. Andrews Rd. (S-32-36/S-40-42)	Sidney Rd. (S-32-173) Ashland Rd. (S-32-946) Jamil Rd. (S-32-1791) I-26 EB off-ramp/Woodland Hills Rd. (S-32-1302) Fernandina Rd./Burning Tree Dr. (S-40-2893) Chartwell Rd./Kay St. (S-40-2016)	Plan 1 weekdays from 7-9 AM Plan 2 weekdays from 5-7 PM Free operation all other times and on Saturday/weekend

The Contractor is responsible for verifying that the table above is consistent with the most recent timing Plans for both systems. The most recent timing Plans for both systems shall supersede the table above, if different.

675.4 Construction Requirements

675.4.1 General

The Contractor shall construct all components of a traffic signal system necessary to provide a complete and functional system that meets the requirements specified in TP Section 675.

1 The Contractor shall conform to the *SCDOT Standard Specifications for Highway*
2 *Construction, Traffic Signals Supplemental Technical Specifications* and other
3 relevant standards listed in TP Attachment 100-1 regarding activities leading up
4 to construction, during construction, and through testing, integration, inspection,
5 and ~~Final Completion~~ acceptance. The Contractor shall use only equipment
6 found on SCDOT’s Qualified Products List (QPL), as referenced in TP
7 Attachment 100-1.

8 675.4.2 Operations and Maintenance

9 The Contractor shall be responsible for the maintenance and operations of all
10 existing and newly installed signals, from the commencement of any signal
11 construction activities until the ~~Final Completion~~ acceptance of the Project, as
12 defined in *SCDOT Traffic Signals Supplemental Technical Specifications*. The
13 Contractor shall be responsible for developing, testing, implementing, and
14 maintaining coordinated signal timings at all existing, temporary, or newly
15 installed permanent signals throughout the duration of the Project. Changes to
16 existing phasing or other operation of a signalized intersection shall only be made
17 with approval from SCDOT.

18 The Contractor shall follow *SCDOT Traffic Signals Supplemental Technical*
19 *Specification 688.2* regarding the adjustment and installation of temporary traffic
20 signal equipment. Liquidated Damages for temporary traffic signal detection will
21 be assessed in accordance with Agreement Section 19.9.4.

22 At the issuing of NTP 2, the Contractor shall request SCDOT concurrence and
23 the Contractor shall assume responsibility for maintenance of all traffic signals
24 within the Project. This request shall be in writing to the District Traffic Engineer
25 and shall have a written response. In the absence of the request, any activity of
26 the Contractor which affects the operation of any traffic signal within the Project
27 shall be deemed evidence of the Contractor’s assumption of responsibility for the
28 maintenance of all traffic signals within the Project.

29 Full continuity of operation shall be maintained by the Contractor and temporary
30 signal devices shall be in place prior to construction activities that will affect
31 signal operation.

32 All traffic signals within the scope of the Project will be considered high priority
33 intersections and are subject to the requirements for re-establishing detection as
34 specified in the *Traffic Signal Supplemental Specification 688.2* Section 1.1.2,
35 Table 1.

36 The Contractor shall not turn off traffic signals (permanent or temporary) for any
37 reason without the express permission of SCDOT. Signals shall not be arbitrarily
38 turned off for the convenience of the Contractor. When SCDOT gives permission
39 to briefly turn off a signal, complete intersection control using a flagger and/or
40 Police to direct traffic shall be facilitated by the Contractor.

1 The Contractor shall coordinate installation and removal of temporary detection
2 equipment with SCDOT’s designated signal inspectors.

3 The Contractor shall maintain continuously operational interconnection and
4 coordination between adjacent signals along the Bush River Road and St.
5 Andrews Road within the Project Limits. See TP Section 675.3.12 referencing
6 the coordinated signal system extents. Malfunction of or interruption to signal
7 coordination, interconnection, or normal signal operations, whether through
8 damage occurring during construction or any other reason, shall be the
9 responsibility of the Contractor to restore, as outlined in *SCDOT Traffic Signal*
10 *Supplemental Specification 675* Section 1.1.3.

11 The Contractor shall perform all QA and QC testing for temporary and permanent
12 signal systems in accordance with *SCDOT Traffic Signal Supplemental*
13 *Specifications, Traffic Signal Material Specifications* and any other standards
14 listed in TP Attachment 100-1. The Contractor shall include signal system QA
15 and QC efforts in the Project Schedule. The Contractor shall submit all testing
16 procedures, pass/fail requirements, and equipment documentation to SCDOT for
17 review and comment and resolve all comments a minimum of 14 calendar days
18 prior to any testing. The Contractor shall submit test reports to SCDOT upon
19 completion of each test.

20 The Contractor will notify SCDOT when all signal requirements have been met
21 in accordance with the Contract, including training, documentation, testing, and
22 field installations.

23 **675.4.3 Emergency Maintenance**

24 The Contractor shall conform to the *SCDOT Traffic Signals Supplemental*
25 *Technical Specifications 675.0* Section 1.1.3 regarding Emergency Service.

26 The Contractor shall notify the SCDOT Owner Verification Firm immediately in
27 the event that a situation related to public safety is observed, such as a dark or
28 flashing signal indication, improper signal timing, misaligned signal heads,
29 exposed wires, or knocked-down equipment. The Contractor shall be responsible
30 for performing Emergency repairs and services as required to ensure continuity
31 of operation of the traffic signals and associated equipment. The Contractor shall
32 provide at least one (1) local qualified signal technician, subject to on-call at all
33 times, to provide Emergency services as required. The Contractor shall be on-site
34 of the malfunctioning signal or equipment within 4 hours of the observed
35 malfunction, or of notification by SCDOT, whichever comes first.

36 **675.4.4 Field Implementation of Permanent Signal Timing Plans**

37 Proposed timing for permanent signals, as defined in TP Section 675.5, will be
38 loaded and tested in the SCDOT signal shop by the District Traffic office or local
39 government signal maintainer with the Contractor. Upon successful testing of a

1 timing Plan, the Contractor and SCDOT shall implement the timings in the field.
 2 The Contractor will observe each signal in the field and will participate in fine
 3 tuning of each time-of-day coordination Plan. The Contractor will make
 4 recommendations for adjustments that will be made at the controller by SCDOT
 5 staff.

6 The Contractor shall assume full responsibility for testing and implementing
 7 traffic signal timing Plans at proposed temporary signals and existing signals that
 8 are otherwise modified due to lane/ramp closures, detours, or other construction
 9 staging reasons.

10 **675.4.5 Permits**

11 Traffic signal permits are requested through SCDOT. The Contractor is
 12 responsible for providing supporting signal permit information, including signal
 13 warrant data and calculations, as defined in TP Section 675.3.1.

14 **675.4.6 Material Requirements**

15 SCDOT will furnish signal communications equipment as described in “SCDOT
 16 IT Services PIF-Signals” referenced in TP Attachment 100-1. Any equipment
 17 provided by the SCDOT IT Services group shall be paid for by SCDOT. The
 18 Contractor shall make all SCDOT IT Services requests a minimum of 120 days
 19 in advance of the expected need for the equipment or service to ensure adequate
 20 time for equipment delivery and integration. SCDOT requests as much advanced
 21 Notice as possible.

22 All other materials shall be furnished by the Contractor and shall meet *SCDOT*
 23 *Standard Specifications, Material Specifications, Supplemental specifications*, or
 24 other relevant standards in TP Attachment 100-1.

25 **675.5 Deliverables**

26 TP Table 675-2 reflects a list of Deliverables identified in TP Section 675 and is not
 27 intended to be an all-inclusive listing of Deliverables. Contractor shall determine and
 28 submit all Deliverables as required by the Contract Documents, Governmental
 29 Approvals, and the Governmental Entities. At a minimum and unless otherwise specified
 30 in the Contract Documents, Contractor shall submit the following to SCDOT in the
 31 formats described in TP Section 110.5:

32 **TP Table 675-2: Deliverable Summary**

Deliverables	Level of Review*	Number of Copies	Deliverable Schedule	TP Section Reference
		Electronic		
Traffic Signal Warrant Analysis Technical Memorandum	2	1	With Preliminary Roadway Package	675.3.1

Technical Provision 675 – Traffic Signals

Deliverables	Level of Review*	Number of Copies	Deliverable Schedule	TP Section Reference
		Electronic		
Preliminary Signal Plans for Permanent Signals	2	1	With ROW Roadway Package	675.5.1
Temporary Construction Signal Plans	2	1	With Final Work Zone Traffic Control Plans	675.5.2
Final Signal Plans for Permanent Signals	2	1	With Final Roadway Package	675.5.4
Released for Construction Documents	3	1	With RFC Roadway Package	N/A
Traffic Signal Timing and Coordination Report	2	1	After implementation of final traffic controls and traffic configuration.	675.5.3
Field Implementation Deliverables	2	1	At Completion of Field Implementation	675.5.5

*Levels of Review

1. SCDOT Discretionary Approval (Section 3.1.3 of the Agreement)
2. SCDOT Review and Comment (Section 3.1.5 of the Agreement)
3. Submittals not Subject to Prior Review, Comment or Approval (Section 3.1.6 of the Agreement)

675.5.1 Preliminary Signal Plans for Permanent Signals

Preliminary signal Plans shall be prepared for all permanent signals defined in the design requirements above, as well as any proposed new signals or other signals modified outside of the design requirements, as called for in the Contractor’s proposed design.

~~The Contractor shall submit signal warrant calculations in accordance with TP Section 680 for all proposed new permanent traffic signals.~~

Traffic signal design Plans shall be prepared at a scale of 1” = 40’ using SCDOT’s standard traffic signal Plan border and cell libraries. The signal Plans will include placement of signal equipment, such as signal poles and pedestals, span wire; controllers and cabinets; vehicular and pedestrian signal heads; vehicle detection; pull boxes/splice boxes and conduits; signs; pedestrian features, such as pushbuttons, ramps, and crosswalks, all proposed pavement markings; and other information required for the signal design. The Plans shall include signal equipment, NEMA phasing, phase in operation, signal timings and loop detector installation charts and tables.

The Contractor shall submit supporting traffic signal clearance calculations and diagrams for each permanent signal Plan. Clearance intervals shall be reviewed and approved by SCDOT prior to the development of coordinated timing Plans.

1 Traffic signal interconnect Plan sheets shall be included and shall depict the
2 location and placement of overhead and/or underground communication
3 equipment at and between each intersection, and they are to include tie-in with
4 existing systems at the Project Limits. The interconnect Plans will include the
5 controllers and cabinets; fiber optic cable, conduit, and splice boxes/pullboxes;
6 and signal and utility poles used to mount communication equipment.

7 675.5.2 Temporary Construction Signal Plans

8 Preliminary and final temporary signal Plans shall be prepared for all temporary
9 construction signals and any existing signals proposed for modification due to
10 construction staging.

11 Temporary construction signal Plans shall be prepared at a scale of 1" = 40' using
12 SCDOT's standard traffic signal Plan border and cell libraries. The signal Plans
13 will include placement of signal equipment, such as signal poles and pedestals,
14 span wire; controllers and cabinets; vehicular and pedestrian signal heads; vehicle
15 detection; pull boxes/splice boxes and conduits; signs; pedestrian features, such
16 as pushbuttons, ramps, and crosswalks, all proposed temporary pavement
17 markings; and other information required for the signal design. The Plans shall
18 include signal equipment, NEMA phasing, phase in operation, signal timings and
19 loop detector installation charts and tables.

20 The Contractor shall submit supporting traffic signal clearance calculations and
21 diagrams for each temporary construction signal. Clearance intervals shall be
22 reviewed and approved by SCDOT prior to the development of coordinated
23 timing Plans.

24 The Contractor shall assume full responsibility for traffic control throughout the
25 duration of the Project, including Plan testing and implementation, commencing
26 at NTP 2 and ending with ~~SCDOT Final~~ **Completion/acceptance**.

27 675.5.3 Traffic Signal Coordinated Timing Report

28 The Contractor shall submit coordinated timing Plans, in the form of a Traffic
29 Signal Coordinated Timing Report. This Work must be based on traffic once it is
30 in its final configuration. The report shall include the following:

- 31 A. Individual time-of-day Plans per signal, as defined in TP Section 675.3.12.
- 32 B. Proposed cycle lengths for each Plan (to provide for incorporation into existing
33 timing Plans along St. Andrews Road and Bush River Road)
- 34 C. Proposed clearance intervals (previously approved)
- 35 D. Recommended times-of-day for each Plan's time periods
- 36 E. Recommended days-of-week for each Plan's time periods
- 37 F. Time-space diagrams reflecting corridor cycle lengths, offsets, and bandwidths
- 38 G. Synchro-based HCM 6th Edition, or comparable capacity analysis method
39 output reports

- 1 H. SimTraffic intersection queue reports, reflecting the average and 95th
- 2 Percentile queue lengths
- 3 I. A defined process for conducting Plan testing
- 4 J. Computer files exported for use in ATMS.now

5 The Contractor shall use the latest version of Synchro/SimTraffic software, by
6 Trafficware, to develop coordinated time-of-day Plans. The Contractor shall use
7 the current version of SCDOT’s default settings, except where calculated
8 clearance intervals have been approved. The Contractor shall collect turning
9 movement volume data at each location where time-of-day Plans will be
10 developed. Traffic counts shall not be taken until traffic patterns and controls are
11 in the final configuration. Data will be collected in 15-minute intervals, from
12 7AM to 10PM on one weekday (Tuesday-Thursday), and 7AM to 7PM on one
13 Saturday. The Contractor shall show all supporting volume diagrams if the
14 proposed Project design requires a reassignment of traffic volumes from no-build
15 conditions.

16 The Contractor shall provide all Synchro files at the initial Submittal of the
17 Traffic Signal Coordinated Timing Report. Upon completion of the review
18 process, the Contractor shall submit a revised set of Synchro files and conduct
19 field implementation. At the completion of the field implementation outlined in
20 TP Section 675.4.4, the Contractor shall submit a final set of Synchro files
21 reflecting changes made in the field implementation process.

22 **675.5.4 Final Signal Plans for Permanent Signals**

23 Final signal Plans shall include items previously included in the Preliminary
24 Signal Plans, resolved comments from preliminary signal Plan review, and signal
25 interconnect Plans.

26 **675.5.5 Field Implementation Documentation**

27 The Contractor shall develop and submit the following documentation pertaining
28 to the each signal system post implementation:

- 29 A. Implemented and fine-tuned TOD schedule
- 30 B. Implemented and fine-tuned signal timing Plans (Final Synchro Plans and
- 31 updated signal Plan sheets with revised timings)
- 32 C. Databases for each Plan
- 33 D. Synchro files for each Plan

34 **End Section**

680. TRAFFIC OPERATIONS

680.1 General Requirements

An Interchange Modification Report (IMR), *I-20/I-26/I-126 System Interchange Modification Report, May 2019*, has been approved for the two existing system interchanges of I-20 and I-26 (Exit 64/Exit 107) and I-26 and I-126 (Exit 108) as well as for the existing service interchanges listed in TP Table 680-1:

TP Table 680-1: Summary of Service Interchanges within the I-20/I-26/I-126 System Interchange Modification Report

Interchange	Status
I-26 at St. Andrews Road (S-32-36/S-40-42) (Exit 106)	Within the Basic Configuration, Phase 3
I-26 at Sunset Boulevard (US 378) (Exit 110)	Adjacent interchange, for impact evaluation only
I-20 at Bush River Road (S-32-273) (Exit 63)	Within the Basic Configuration, Phase 3
I-126 at Colonial Life Boulevard (S-40-2963)	Design and Construction within Project (Phase 1) to be completed by others
I-26 at Bush River Road (S-32-273/S-40-31) (Exit 108)	Removal of interchange within Project (Phase 1) to be completed by others
I-20 at Broad River Road (US 176) (Exit 65)	Design and Construction within Project (Phase 2) to be completed by others
I-26 at Piney Grove Road (S-32-671/ S-40-1280) (Exit 104)	Adjacent interchange, for impact evaluation only
I-20 at Sunset Boulevard (US 378) (Exit 61)	Adjacent interchange, for impact evaluation only
I-126 at Greystone Boulevard (S-40-3020)	Adjacent interchange, for impact evaluation only

The Contractor will be responsible for providing traffic operational analyses for the Project relating to the following:

A. Any modifications to the Schematic Design

1. Any proposed modifications to existing traffic signals
2. Any proposed new traffic signals or revised traffic control at intersections
3. Any modifications to freeway segments, ramp termini, combined ramps, etc.

B. See TP Section 680.3 for traffic operational analysis details.

In the event that the Contractor’s proposed design modifies the Schematic Design, including at any service interchanges or arterial traffic signals, the Contractor shall prepare a traffic analysis report which shall be the basis of a revised IMR that reflects the Contractor’s design. For definitions of Basic Configuration and Schematic Design, see Agreement Exhibit 1.

Technical Provision 680 – Traffic Operations

1 The Contractor’s proposed design shall not induce detrimental operational impacts,
 2 relative to conditions reported in the IMR, at any adjacent service interchanges listed
 3 in the above table with the status “Adjacent interchange, for impact evaluation only”.

4 The Contractor’s proposed design shall not induce detrimental operational impacts,
 5 relative to the Phase 1 or Phase 2 Build conditions, at any service interchange listed
 6 in the table above with the status “Design and Construction within Project (Phase 1)”
 7 or “Design and Construction within Project (Phase 2)”.

8 The Contractor is responsible for preparing a revision to the approved IMR if the
 9 Contractor’s Schematic Design no longer meets the criteria for the approved IMR as
 10 determined by SCDOT. SCDOT will assist the Contractor with the scope and
 11 analysis requirements for the IMR.

12 SCDOT approves the results of the previously completed Carolina Crossroads
 13 Project Traffic Study and IMR but not the actual data files themselves. The raw traffic
 14 data files are provided on the Project website, and use of the files requires the same
 15 software package version/build (Transmodeler version 4.0/Build 6275) to generate
 16 comparable results. Also, simulations should use the same set of random number
 17 seeds provided in the RFP documentation. Attempting to adjust the results of the
 18 approved IMR using only the data files is not acceptable. The MSA Transmodeler
 19 files provided are based on the I-26/I-20 interchange design which the approved IMR
 20 was based and contain revisions to reflect Phase 1 and 2 designs and a reconfigured
 21 Exit 63. These models are to be utilized as a baseline for the development of Phase
 22 3 design. If the Proposer revises the model based on design changes, the Proposer
 23 will be responsible for all results generated by the model. The Contractor is required
 24 to perform an independent analysis and document the methodology and results in the
 25 required deliverables of the RFP.

26 The Contractor should use the following software for traffic operations and analysis
 27 tasks as referenced in TP Table 680-2.

28 **TP Table 680-2: Traffic Operations Analysis Software Requirements**

Analysis Type	Required Software
Proposed Design Update to Schematic Design Density/speed/volume of freeway segments, merge/diverge and weaves Traffic signal Level of Service and Delay	TransModeler
MOT Staging Analyses Density/speed/volume of freeway segments, merge/diverge and weaves Freeway and ramp queue lengths Detour Analyses, including intersection/signal capacity	TransModeler for any interstate, Ramp analysis, or detours utilizing the interstate. Models provided in TP Attachment 680-5 should be used as the basis for MOT analysis. Synchro/SimTraffic may be used for analysis on service roads and areas not within Schematic Design model limits. Detours along

	service roads only may be analyzed with Synchro/SimTraffic.
Temporary Construction Signal and Permanent Signal Design HCM Capacity analysis for intersection design HCM Capacity analysis for surface street detour routes Signal timing and coordinated plan development Design queue lengths	Synchro/SimTraffic
Unsignalized Intersection Design: Two-way Stop Control, All-way Stop Control, Roundabout Traffic Control HCM Capacity analysis for intersection design Design queue lengths	Synchro/SimTraffic/SIDRA (roundabouts)

1 **680.2 Administrative Requirements**

2 680.2.1 Standards

3 Contractor shall perform all traffic analysis Work in accordance with the
4 standards, manuals, and guidelines listed in TP Attachment 100-1.

5 **680.3 Performance Requirements**

6 If the Contractor proposes modifying any Element of the Schematic Design, an
7 accompanying traffic analysis shall be conducted to review the proposed configuration’s
8 operational performance, as determined by the performance criteria in TP Section
9 680.3.1.

10 The Contractor shall conduct traffic analysis for MOT staging when requesting
11 temporary lane closure, ramp closures, and moving/revising access points.

12 To support intersection design, the Contractor shall conduct traffic analyses to determine
13 intersection geometry, intersection control, lane configurations, signal phasing, and
14 signal timing Plans for all surface street intersections modified by the Contractor’s
15 proposed design.

16 Analysis shall be provided for AM and PM time periods, in the year 2040. Analysis
17 methodologies shall conform to standards found in TP Attachment 100-1.

18 680.3.1 Performance Criteria

19 The Design-Builder shall document proposed changes to the following Measures
20 of Effectiveness (MOE) for various circumstances and roadway characteristics:

21 A. Basic Freeway Segments, Ramps Merge/Diverge Segments, Weaving
22 Segments and Combined Ramp Segments

23 1. Uninterrupted Flow Density, Level of Service (LOS)

- 1 2. Freeway speeds
- 2 3. Link Volume (vehicles per hour)
- 3 B. Signalized Arterial Roads
- 4 1. Signalized and unsignalized delay (seconds per vehicle) for:
 - 5 a. Each Intersection
 - 6 b. Each Approach
 - 7 c. Each Movement
 - 8
 - 9 2. Volume-to-capacity (v/c) ratios for:
 - 10 a. Each Intersection
 - 11 b. Each Approach
 - 12 c. Each Movement
 - 13
 - 14 3. 95th Percentile queue lengths for each lane
 - 15 4. Denied Entry
 - 16
 - 17 C. General Network Performance
 - 18 1. Vehicle Miles Traveled
 - 19 2. Vehicle Hours Traveled
 - 20 3. Total Completed Trips
 - 21 4. Total Denied Entry
 - 22 5. Travel time (between predefined locations)
 - 23 6. Relative LOS Grade Distributions (i.e., number of basic freeway
 - 24 sections at each LOS)
 - 25

26 In the event that a performance criterion is undefined for the Schematic Design,
 27 criteria minimums shall be:

- 28 A. Level of service D for freeway and intersection capacity analyses
- 29 B. A minimum speed for each road classification in accordance with
- 30 TP Table 680-3:

31 **TP Table 680-3: Target Minimum Operating Speed for Analysis**

Road Classification	Freeway Mainline	Combined Ramps	Minor Arterial
Peak Period Speed	48 mph	40 mph	32 mph

- 32
- 33 C. v/c ratio less than or equal to 0.85
- 34 D. 95th percentile queue length does not exceed available storage space plus
- 35 design-speed taper lengths at signalized intersections OR
- 36 E. 95th percentile queue length does not exceed available storage, per lane, on
- 37 freeway or collector-distributor off-ramps or diverges OR

F. 95th percentile queue length does not exceed available storage, per lane, on freeway or collector-distributor on-ramps or merges

For traffic operations during construction, the Contractor shall refer to TP Section 600.

680.4 Deliverables

TP Table 680-4 reflects a list of Deliverables identified in TP Section 680 and is not intended to be an all-inclusive listing of Deliverables. Contractor shall determine and submit all Deliverables as required by the Contract Documents, Governmental Approvals, and the Governmental Entities. At a minimum and unless otherwise specified in the Contract Documents, Contractor shall submit the following to SCDOT in the formats described in TP Section 110.5.

TP Table 680-4: Deliverable Summary

Deliverables	Level of Review*	Number of Copies	Deliverable Schedule	TP Section Reference
		Electronic		
Traffic Performance Analysis Report	2	1	Prior to NTP 2	680.4.1
Revised Interchange Modification Report (IMR)	2	1	Prior to NTP 2	680.4.2

*Levels of Review

1. SCDOT Discretionary Approval (Section 3.1.3 of the Agreement)
2. SCDOT Review and Comment (Section 3.1.5 of the Agreement)
3. Submittals not Subject to Prior Review, Comment or Approval (Section 3.1.6 of the Agreement)

680.4.1 Traffic Performance Analysis Report

If the Contractor’s proposed design modifies the Schematic Design, the Contractor shall prepare and submit a traffic performance analysis report which includes any proposed alternate interchange, intersection configuration, freeway segment, collector-distributor segment, ramp merge/diverge, arterial segment or intersection, relative to the Schematic Design. The following items shall be provided in all traffic performance analysis reports submitted:

- A. Design drawings showing the proposed configuration
- B. Synchro/SimTraffic and TransModeler input and output files (electronically)
- C. Analysis summary tables of the performance criteria, compared to the Schematic Design

The traffic performance analysis report shall be appended to the IMR and shall be used to gain SCDOT and FHWA approval of the revised IMR, if needed. The Contractor shall be responsible for responding to comments and any associated

1 updates/revisions necessary to obtain SCDOT and FHWA approval of the revised
2 IMR. Review and approval by SCDOT shall occur prior to FHWA review. If
3 changes are made to the design by the Contractor after Submittal of a revised IMR
4 to FHWA, then the Contractor will be responsible for updating the Traffic
5 Performance Analysis Report and re-submitting for SCDOT and FHWA review
6 and approval.

7 **680.4.2 Revised Interchange Modification Report (IMR)**

8 The Contractor shall revise the approved IMR based on the Contractor's
9 Schematic Design. The Contractor shall use the traffic performance analysis
10 report to revise the IMR traffic results and shall append the traffic performance
11 analysis to the revised IMR. The Contractor shall submit a draft IMR to SCDOT
12 for review and comment. SCDOT shall have 30 calendar days to review the draft
13 IMR. The Contractor shall address all SCDOT comments and submit a final IMR
14 to SCDOT. SCDOT shall have 30 calendar days to review subsequent revisions
15 to the IMR. SCDOT will submit the Final IMR to FHWA for approval under its
16 process. The Contractor shall assist SCDOT with any responses or revisions due
17 to the FHWA review and approval.

18 **End Section**

1 **685. INTELLIGENT TRANSPORTATION SYSTEM (ITS/WZITS)**

2 **685.1 General Requirements**

3
4 Contractor shall perform all Intelligent Transportation System (ITS) Work in
5 accordance with TP Section 685.

6 The Contractor is not responsible for the maintenance or construction of the permanent
7 ITS components; however, the Contractor shall be responsible for the removal and
8 disposal of existing ITS infrastructure.

9 The Work Zone Intelligent Transportation System (WZITS) for this Project is not the
10 responsibility of the Contractor; however, the Contractor shall be responsible for
11 coordinating with SCDOT for the relocation and recalibration of the WZITS devices
12 during construction. WZITS will be conducted by SCDOT On-Call Services.

13 **685.2 Administrative Requirements**

14
15 685.2.1 Standards

16
17 Contractor shall perform all ITS Work in accordance with the standards,
18 manuals, and guidelines listed in TP Attachment 100-1.

19 **685.3 Design Requirements**

20
21 685.3.1 Permanent Intelligent Transportation System (ITS)

22
23 SCDOT will sever the fiber connection at the locations indicated in the map
24 labeled ITS FOC Sever Locations located in TP Attachment 685-1. The
25 Contractor shall not impact the fiber line or ITS equipment outside of the
26 locations in the map. The Contractor is not responsible for the maintenance or
27 construction of permanent ITS Elements. There is an existing Department of
28 Administration (DOA) fiber trunk line within the Project Limits. The
29 Contractor shall treat this fiber trunk line as a Utility. Coordinate with SCDOT
30 and the DOA to ensure this relocated trunk line will not be impacted by
31 construction.

32 The ITS Work includes the removal and disposal of existing ITS Elements
33 impacted by the Project construction. The SCDOT will remove the existing ITS
34 cameras and cabinets prior to the Contractor commencing Work. The
35 Contractor shall remove and dispose of the remaining existing ITS
36 infrastructure that is impacted by construction, including but not limited to
37 poles, foundations, service boxes, concrete pads, conduit, and cabling. The
38 Contractor shall remove, salvage, and deliver the existing dynamic message
39 signs (DMS) to the SCDOT Intelligent Transportation System Maintenance
40 Facility; 1408 Shop Road, Columbia, SC, 29201. A standalone permanent ITS

1 Submittal is not required; however, all ITS devices and poles that are to be
2 removed shall be shown and called out on the Roadway Plans.

3 There is an existing ITS HUB located in the gore area bordered by WB I-26
4 Exit Ramp to Bush River Road, EB I-126, and WB I-26 Exit Ramp to EB I-126.
5 The Contractor shall coordinate with SCDOT during the design phase if it is
6 anticipated that any construction activities will impact the HUB. In the event
7 that the existing HUB is impacted, SCDOT will remove the interior equipment,
8 building, and Emergency generator. The Contractor would be responsible to
9 remove and dispose of the remaining infrastructure, including but not limited to
10 foundations, service boxes, concrete pads, conduit, cabling, and fences.

11 685.3.2 Work Zone Intelligent Transportation System (WZITS)

12
13 The Work Zone Intelligent Transportation System (WZITS) for this Project is
14 not the responsibility of the Contractor. WZITS will be conducted by SCDOT
15 On-Call Services.

16 SCDOT On-Call Services will install and calibrate the initial WZITS devices
17 prior to the Contractor commencing any construction activities. The Contractor
18 shall coordinate with SCDOT the relocation or adjustment of any WZITS
19 devices. SCDOT On-Call Services will place the WZITS devices based on the
20 approved maintenance of traffic (MOT) Plans provided by the Contractor.

21 685.4 Construction Requirements

22 685.4.1 On-Site Adjustment of WZITS Devices

23
24
25 The Contractor shall coordinate with SCDOT prior to any MOT shifts or
26 construction activities that modify the lane configuration to allow the WZITS
27 devices to be relocated and recalibrated by others. The Contractor shall notify
28 SCDOT at least 36 hours prior to any shifts so the SCDOT On-Call Contractor
29 can relocate and recalibrate the WZITS devices. The Contractor shall not
30 relocate or recalibrate any WZITS devices unless explicitly directed to by
31 SCDOT.

32 685.4.2 Penalties and Liquidated Damages

33
34 SCDOT ITS and DOA fiber downtime will be strictly enforced. Liquidated
35 Damages will be assessed in accordance with Agreement Section 19.9.2 should
36 the DOA equipment be impacted, including fiber connection causing the system
37 to go offline or be reduced to negatively affect State operations as a result of the
38 Work. Liquidated Damages will be assessed in accordance with Agreement
39 Section 19.9.2 if SCDOT's ITS fiber optic cable or Permanent ITS equipment is
40 impacted outside of the prescribed locations in the Contract Documents causing
41 the cable or the equipment to go offline for more than 6 hours., liquidated

Technical Provision 685 – Intelligent Transportation System (ITS/WZITS)

1 damages will be assessed per incident at a rate of \$10,000 (Ten Thousand
2 Dollars) in addition to a rate of \$10,000 (Ten Thousand Dollars) for each ¼
3 hour interval the system is offline (or any portion thereof).

4 If any WZITS devices are damaged due to the Work, the Contractor shall
5 immediately notify SCDOT. The Contractor shall be responsible for either the
6 repair of the device to make it fully operational or the replacement of the device.
7 The Contractor shall coordinate with SCDOT, who will have the final
8 determination on what constitutes fully operational and what device models are
9 acceptable for the replacement device.

10 **685.5 Deliverables**

11 No Deliverables are anticipated for ITS or WZITS however, all permanent ITS devices
12 and poles that are to be removed shall be shown and called out on the roadway Plans.
13

14 **End Section**
15

1 **690. LIGHTING**

2 **690.1 General Requirements**

3 Contractor shall perform all lighting in accordance with TP Section 690. Contractor shall
4 provide all lighting Work to support design and construction of the Project.

5 The lighting Work on this Project consists of designing, fabricating, furnishing, and
6 installing new Light Emitting Diode (LED) roadway lighting and operating electrical
7 systems for the Carolina Crossroads Phase 3 Project, which includes the I-26 and I-126
8 interstate mainlines from the intersection of Laurelhurst Avenue (OS) at Fernandina
9 Road (S-1842) west of the St Andrews Rd. interchange extending to the lighting coverage
10 of Phase 1, ensuring full illumination of the interstate and ramps. Work also includes the
11 I-20 interstate mainline from east of the US-378 interchange to the Phase 3 / Phase 2
12 Project Limits, ensuring full illumination of I-20 and all ramps. The limits also include
13 lighting along Bush River Rd. (S-31) from the far side of the Zimalcrest Dr. (S-1241)
14 intersection to the far side of the Morninghill Dr. (S-1276) intersection, lighting along
15 Bush River Rd. (S-273) from the far side of the Outlet Pointe Blvd. (OS) intersection to
16 the far side of the Rockland Rd. (S-1241) intersection, and lighting along St. Andrews
17 Rd. (S-36) from the far side of the Jamil Rd. (S-1791) intersection to the far side of the
18 Fernandina Rd./Burning Tree Dr. (S-2893) intersection, including all sidewalks adjacent
19 to the roadway.

20 In addition to installation of the lighting systems, the Contractor will also be responsible
21 for the following:

- 22 A. Designing all electrical systems that are required for roadway lighting within the
- 23 Carolina Crossroads Phase 3 Project Limits
- 24 B. Developing a Lighting Design Analysis Report (LDAR)
- 25 C. Coordinating power supply with local utilities
- 26 D. Developing As-Built electrical Plans and system operational manuals
- 27 E. Providing field demonstration and instruction on-system operation and maintenance

28 The proposed lighting system shall be designed to be compatible with the adjacent
29 Carolina Crossroads phases.

30 **690.2 Administrative Requirements**

31 **690.2.1 Standards**

32 Contractor shall perform all lighting Work in accordance with the standards,
33 manuals, and guidelines listed in TP Attachment 100-1.

34 In addition to the standards, manuals, and guidelines listed in TP Attachment 100-
35 1, a Conceptual Lighting Plan for Phase 3 is included in the Project Information
36 Package (PIP) of the RFP which shows proposed light locations and types.
37 Additional luminaires and light poles beyond what are depicted in the conceptual

1 lighting plan may be required to properly light the Project area as defined in the
2 RFP.

3 **690.3 Design Requirements**

4 The Contractor shall provide all components to the lighting system to be fully functional
5 upon completion of the Project. The components shall include, but not be limited to, high
6 mast poles, breakaway poles, lamps, ballasts, foundations, lowering rings, splice boxes,
7 control cabinets, breakers, photocells, and wiring.

8 The lighting system shall be continuous freeway lighting as defined in the SCDOT
9 Supplemental Specifications for Roadway Lighting for this Project.

10 The lighting system for the Project shall consist primarily of high mast poles (100' or
11 120') equipped with lowering rings for system maintenance, supplemented with standard
12 (35') brush spun aluminum poles only utilized in areas such as ramp terminal ends or
13 other perimeter locations as indicated by a photometric analysis or when high mast poles
14 are impossible or impractical to install.

15 In addition to the design and installation of the lighting systems, the Contractor shall also
16 furnish SCDOT with two spare lowering winches approved by the manufacturer of the
17 high mast poles and lowering systems.

18 180-degree House Side Shields (HSS) shall be utilized on the high mast and standard
19 luminaires where possible to minimize light spillback to residential, commercial, and
20 environmental areas.

21 No light poles shall be installed over the railroad right-of way. The Contractor shall
22 coordinate all light poles adjacent to the railroad with CSX.

23 Minor shifts (less than 10 feet) in pole locations may be permitted during construction,
24 after final approval of the lighting Plans, to accommodate design features that are subject
25 to field changes. Shifts greater than 10' shall require approval from SCDOT along with
26 a revised photometric analysis.

27 The pole setback for standard poles will vary based on the speed and cross section design
28 of the roadway. Standard 35' light poles located within the right of-way or within the
29 clear zone of the roadway shall be equipped with breakaway supports designed so that
30 no fixed part of the support extends further than three inches above ground level. When
31 used, the breakaway capability of the support shall incorporate the use of breakaway
32 electrical connectors so that no live electrical wires exist after impact by a vehicle.

33 All high mast poles located within the clear zone shall be protected by guardrail or barrier
34 wall. High mast poles may be installed between two barrier walls, provided there is
35 sufficient room to lower the high mast ring and perform routine maintenance. The
36 minimum distance between the two barrier walls shall be the high mast ring diameter
37 plus eight feet.

Technical Provision 690 - Lighting

1 The Contractor shall ensure the aboveground and underground lighting infrastructure is
2 not in conflict with other components, including but not limited to roadway, drainage,
3 bridges, signing, ITS, utilities, signalization, or environmental. Light poles, cabinets,
4 service boxes, and other aboveground components shall not be installed in swales, ditches
5 or areas prone to flooding.

6 All components shall be located to allow for access for maintenance vehicles and crews.
7 The Contractor shall coordinate with SCDOT to determine maintenance access
8 requirements.

9 The electrical service and control centers shall be designed as required by the SCDOT
10 Supplemental Specifications for Roadway Lighting.

11 The Contractor will be responsible for obtaining boring data to properly design high mast
12 foundations.

13 Underdeck lighting shall be utilized at bridge overpasses as needed per the photometric
14 analysis. Underdeck luminaires shall be wall-mounted assemblies mounted on the bridge
15 pier or cap as indicated in the SCDOT Supplemental Specifications for Roadway
16 Lighting.

17 Daytime lighting shall be utilized for any underpasses greater than 250' in length. The
18 daytime lighting shall be designed in accordance with the AASHTO Roadway Lighting
19 Design Guide.

20 The Contractor shall develop As-Built Plans as specified in the SCDOT Supplemental
21 Specifications for Roadway Lighting.

22 690.3.1 Photometric Analysis

23 The locations for the light poles shall be based on a photometric analysis of the
24 roadway design approved for construction. The lighting system shall interface
25 with the Phase 1 and Phase 2 final lighting design, and Phases 4 & 5 proposed
26 lighting design to create one continuous lighting system meeting all required
27 lighting criteria and uniformity levels. The Contractor shall coordinate with the
28 Phase 1, Phase 2, and Phases 4 & 5 Contractors and/or design firms throughout
29 design and construction to ensure the lighting design meets all criteria.

30 The Contractor shall use the illuminance calculation method described in the
31 AASHTO Roadway Lighting Design Guide for lighting system design. The
32 roadway classifications are shown in TP Table 690-1.

33 **TP Table 690-1: Roadway and Area Classifications for Lighting Analysis**

Roadway Name	Roadway Classification	Area Classification
Interstate 26	Interstate	All

Roadway Name	Roadway Classification	Area Classification
Interstate 20	Interstate	All
Interstate 126	Interstate	All
Bush River Road	Minor Arterial	Intermediate
St. Andrews Road	Minor Arterial	Intermediate

1
2
3
4
5
6
7
8
9
10
11
12
13
14
15
16
17
18
19
20
21
22
23
24
25
26
27
28
29
30

The design shall include a light loss factor (LLF) of 0.9 for LED luminaires. The photometric analysis shall use a 6' X 6' grid, as indicated in Section 1.7 of the SCDOT Supplemental Specifications for Roadway Lighting for all road areas.

The veiling luminance ratio shall be calculated for all tangent sections of roadway greater than 472' in length.

The Contractor shall limit light trespass for areas outside of the Right-of-Way. For areas adjacent to multifamily residential areas, the maximum illuminance shall not exceed the criteria for lighting zone LZ2 as described in the AASHTO Roadway Lighting Design Guide. For areas adjacent to commercial property, churches, schools, hotels, and hospitals the maximum illuminance shall not exceed the criteria for lighting zone LZ3. For areas adjacent to single family residential areas, natural areas, and for the standard light poles installed on bridges over the Saluda River, the maximum illuminance shall not exceed the criteria lighting zone LZ1. Light trespass shall be calculated as separate analysis zones in the lighting software and included in the Lighting Design Analysis Report.

The Contractor shall account for the three-dimensional aspects of the roadway with respect to the positioning of the illumination assemblies (i.e., roadways, ramps, overpasses, bridges, etc., are typically at varying vertical and horizontal distances from the luminaires being used to light the roadways).

690.3.2 Lighting Design Analysis Report

The Contractor shall develop an Initial and Final Lighting Design Analysis Report (LDAR) as specified in TP Section 690.5 that provides all necessary engineering data to support the Contractor's roadway lighting design. The LDAR shall be updated as the design advances and submitted with each lighting Submittal.

690.4 Construction Requirements

Any disturbed soil resulting from foundation installation, pull box installation or open trenching shall be backfilled, compacted and/or leveled in accordance with the SCDOT

Technical Provision 690 - Lighting

1 Supplemental Specifications for Roadway Lighting. Disturbed soil shall be seeded in
 2 accordance with Section 810 of the Standard Specifications. In addition, prior to leveling
 3 and seeding around foundation installations, the Contractor shall remove all forms and
 4 dispose of all excess or waste materials, including concrete, at an off-site location. This
 5 site will be approved by the SCDOT. No dumping will occur on the highway right-of-
 6 way or adjacent lands.

7 The Contractor shall provide SCDOT with operational manuals for all Elements of the
 8 systems as well as As-Built electrical Plans as specified in TP Section 690.5.

9 **690.5 Deliverables**

10 TP Table 690-2 reflects a list of Deliverables identified in TP Section 690 and is not
 11 intended to be an all-inclusive listing of Deliverables. The Contractor shall determine
 12 and submit all Deliverables as required by the Contract Documents, Governmental
 13 Approvals, and the Governmental Entities. At a minimum and unless otherwise specified
 14 in the Contract Documents, the Contractor shall submit the following to SCDOT in the
 15 formats described in TP Section 110.5:

16 **TP Table 690-2: Deliverable Summary**

Deliverables	Level of Review*	Number of Copies	Deliverable Schedule	TP Section Reference
		Electronic		
Conceptual Lighting Submittal	2	1	With Preliminary Roadway Package	690.5.1
ROW Lighting Submittal	2	1	With ROW Roadway Package	690.5.2
Final Lighting Submittal	2	1	With Final Roadway Package	690.5.3
RFC Lighting Submittal	3	1	With RFC Roadway Package	N/A
Operational Manuals and As-Built Documents	2	1	Upon acceptance of the completed Project	690.5.4

17 *Levels of Review

- 18 1. SCDOT Discretionary Approval (Section 3.1.3 of the Agreement)
 19 2. SCDOT Review and Comment (Section 3.1.5 of the Agreement)
 20 3. Submittals not Subject to Prior Review, Comment or Approval (Section 3.1.6 of the Agreement)

21 **690.5.1 Conceptual Lighting Submittal**

22 The Conceptual Lighting Submittal shall include, but not be limited to the
 23 following:

Technical Provision 690 - Lighting

- 1 A. Initial Lighting 200 scale Roll Plot(s) showing the following:
- 2 1. Photometric Criteria
- 3 2. Legend
- 4 3. Light pole locations
- 5 4. Photometric Calculation Points
- 6 5. Photometric Summary Table showing the analysis zone IDs, average
- 7 illuminance, Max and Min illuminance, uniformity ratios, and veiling
- 8 luminance (as needed) for each zone.

- 9 B. Initial Lighting Design Analysis Report including the following:
- 10 1. Photometric Summary output from the Lighting Software used for the
- 11 analysis
- 12 2. Luminaire cutsheets used for the analysis

13 690.5.2 ROW Lighting Submittal

14 The ROW Lighting Submittal package shall include, but not be limited to the

15 following:

- 16 A. Lighting Plans including:
- 17 1. General Notes and Legend
- 18 2. Lighting plan sheets showing the proposed roadway, guardrail, walls,
- 19 bridges, drainage structures, alignment, and signing
- 20 3. Applicable lighting details such as service boxes, electrical service,
- 21 control centers, transformers, wiring diagrams, pole mounting, foundation
- 22 details, high mast lowering device, high mast ring, underdeck lighting,
- 23 and panelboard schedules.

- 24 B. Lighting Design Analysis Report including the following;
- 25 1. Photometric Summary output from the Lighting Software used for the
- 26 analysis
- 27 2. Luminaire cutsheets used for the analysis
- 28 3. Revised photometric roll plot if different from the Conceptual Lighting
- 29 Plan Submittal
- 30 4. Voltage drop calculations
- 31 5. FAA coordination (as needed)
- 32 6. Utility coordination (as needed)

33 690.5.3 Final Lighting Submittal

34 The Final Lighting Submittal package shall include, but not be limited to the

35 following:

1 **700. STRUCTURES**

2 **700.1 General**

3 Prepare the structures design for the Project using the design standards and criteria that
4 are most appropriate for the construction of new grade separations for ramps, interstate
5 routes, waterways, railroads and other roadways as required for the Project, the
6 construction of retaining walls, concrete median barriers and bridge pier protection, and
7 the replacement of existing bridges as denoted in the Basic Configuration.

8 Design criteria for noise barrier walls, box culverts, and box culvert extensions are
9 provided as supplemental design criteria in Technical Provisions Attachments.

10 **700.2 Administrative Requirements**

11 700.2.1 Standards

12 Contractor shall perform all structural Work in accordance with the standards,
13 manuals, and guidelines listed in TP Attachment 100-1.

14 **700.3 Design Requirements**

15 700.3.1 Criteria for New Highway Bridges

16 700.3.1.1 Bridge Design

17 Design all new bridges in accordance with the requirements of the
18 AASHTO LRFD Bridge Design Specifications, 8th edition with interims.
19 Use the HL-93 design live loading and all vehicles as required by SCDOT
20 Load Rating Guidance Document and Load Rating Technical Notes.

21 700.3.1.2 Seismic Design and Detailing

22 In accordance with the SCDOT Seismic Design Specifications (SDS) for
23 Highway Bridges, the bridge operational classification (OC) for new
24 bridges carrying mainline interstate or interstate-to-interstate ramp traffic
25 is “I” and for all other new bridges is “II”. Except SDC A and single
26 span bridges, submit Seismic Design Summary Reports according to the
27 requirements shown in TP Section 700 along with bridge structure Plan
28 Submittals.

29 Seismic Design Specifications Section 3.11 is revised to eliminate the
30 specific requirement to perform detailed seismic analysis and design
31 using the acceleration coefficient given in the FEE for each intermediate
32 construction stage of the bridge. However, the final bridge configuration
33 shall be designed to meet the seismic design requirements for permanent
34 structures.

1 See TP Attachment 700-2 for Revisions to the SCDOT Seismic Design
2 Specifications.

3 700.3.1.3 Corrosion Protection

4 Provide galvanized rebar in all new bridge decks and their concrete
5 appurtenances, including barriers, on this Project. See “Galvanized
6 Reinforcing Bars” special provision in TP 1000, Special Provisions
7 Section 703. Galvanizing is not required on steel studs, beam stirrups, or
8 diaphragm reinforcement extended into decks. Galvanized rebar is not
9 required in approach slabs or their associated barriers.

10 700.3.1.4 Dimensions

11 Detail the new bridges with bridge roadway widths that are equal to or
12 greater than the approach roadway widths (traveled way plus median and
13 shoulders) that are specified in TP Section 200.

14 ~~For bridges carrying ramp traffic or crossing over interstate to interstate~~
15 ~~ramp traffic, provide sufficient bridge width and/or opening beneath to~~
16 ~~accommodate a minimum of two lanes and full shoulders for future~~
17 ~~widening of ramp.~~

18 For bridges carrying I-20 traffic or crossing over I-20 traffic, provide
19 sufficient bridge width and/or opening beneath to accommodate a
20 minimum of four mainline lanes (in addition to any auxiliary, ramp, or
21 collector-distributor lanes) in each direction, along with all associated
22 shoulders and medians.

23 See TP Section 700.3.1.6 for horizontal clearance requirements where
24 width is provided for future accommodations.

25 700.3.1.5 Vertical Clearances

26 Provide vertical clearance in accordance with the SCDOT Bridge Design
27 Manual (BDM) or other requirements in TP Section 700, TP Section 150,
28 and TP Section 200. Consider the horizontal and vertical geometry as
29 well as cross slope effects associated with the additional lane
30 requirements in TP Section 700.3.1.4 in computation of vertical
31 clearances for bridges. See TP Section 714 for freeboard requirements for
32 bridges over the Saluda River.

33 700.3.1.6 Horizontal Clearances/Pier and Abutment Protection

34 Locate all abutments and piers, and associated protection barrier to
35 provide horizontal clearances under the new bridges over interstates and
36 interstate ramps that are sufficient to accommodate roadway widths that

1 are equal to or greater than the roadway widths (traveled way plus median
2 and shoulders) specified in TP Section 200 and the additional future
3 accommodations required by TP Section 700.3.1.4.

4 Horizontal clearance provided under bridges for future accommodations
5 are to be free of any and all obstructions including but not limited to
6 physical obstacles and unrecoverable/non-traversable slopes.

7 Provide barrier protection for interior bents and abutments located within
8 the roadway clear zone. Use rigid barrier pier protection details for
9 interior bents from SCDOT Standard Drawings and abutment protection
10 in accordance with the detail entitled “Rigid Barrier Adjacent to Wall” in
11 TP Attachment 700-1.

12 See TP Section 150 for horizontal clearance requirements along railroad
13 tracks.

14 700.3.1.7 Capacity for Staged Removal of Existing Bridge

15 If a portion of an existing structure is to be removed while traffic is
16 maintained on the bridge, ensure the structural capacity will be adequate
17 to accommodate all loads remaining on the bridge based on the loads for
18 which the bridge was originally designed.

19 700.3.1.8 Superstructures

20 For this Project, Section 12.3.3 of the BDM does not apply. Allowable
21 superstructure types are outlined in Sections 12.3.2.1, 12.3.2.2, 12.3.2.3,
22 and 12.3.2.4 of the BDM.

23 For prestressed concrete girder superstructures, use prestressed concrete
24 girders that are “I” shaped. Design prestressed concrete girders so that
25 the algebraic sum of the beam ~~deflections~~ ~~camber at prestress transfer~~ due
26 to prestress ~~force and beam self-weight~~, the beam dead load deflections
27 due to non-composite dead load, and ~~superimposed composite~~ dead load
28 deflections due to applied superimposed dead loads (including future
29 wearing surface) results in a positive (upward) camber. For this
30 calculation, the beam camber due to prestress and self-weight shall be
31 considered “At erection” as described in the PCI Bridge Design Manual,
32 3rd Edition (PCIBDM) Section 8.7.1 and shall be augmented by the “At
33 erection” multipliers commensurate with PCIBDM Table 8.7.1-1. ~~Include~~
34 ~~the dead load from the future wearing surface in the determination of~~
35 ~~camber.~~

36 For straight, parallel girders, provide exterior girder designs with depth
37 and resistance equal to or greater than that of the adjacent interior girder.

1 For steel welded plate girder superstructures, use structural steel girders
2 that are “I” shaped. For steel welded plate girder and steel rolled beam
3 superstructures, use structural steel that conforms to the requirements of
4 AASHTO M 270 and paint the steel in accordance with Section 710 of
5 the Standard Specifications. The use of uncoated weathering steel is ~~not~~
6 permitted on bridges that do not cross travelways. Weathering steel and
7 coated steel (painted) cannot be used on the same bridge, except where
8 weathering steel is required to be painted in accordance with the BDM.

9 For prestressed concrete bulb-tee beams, Florida I-beams, and structural
10 steel plate girders used on this Project, BDM Section 12.2.5.3 is amended
11 to increase the maximum girder spacing to 12.0 feet.

12 The bridge Engineer of Record (EOR) is responsible for performing a
13 stability analysis for prestressed concrete beams to ensure the design
14 accounts for stresses and deformations induced during handling,
15 transportation, and erection. Perform the stability analysis in accordance
16 with the Recommended Practice for Lateral Stability of Precast,
17 Prestressed Concrete Bridge Girders (CB-02-16), including errata dated
18 March 2020, published by the Precast Concrete Institute (PCI), as well as
19 the User Manual for Calculating Lateral Stability of Precast, Prestressed
20 Concrete Bridge Girders (PCI publication CB-04-20). Input assumptions
21 used in the analysis for handling and hauling shall be shown on the beam
22 sheets in the final bridge Plans. Verify assumptions for the hauling
23 vehicle with the proposed precast fabricator for the Project.

24 BDM Section 15.5.3.3, item 5, is amended to permit debonding of strands
25 in the bottom row of prestressed concrete beams in accordance with
26 AASHTO LRFD Bridge Design Specifications requirements. Exterior
27 strands in each horizontal row shall be bonded.

28 At each support of prestressed concrete girders, steel welded plate girders,
29 and steel rolled beam superstructures, connect all beams and girders to the
30 substructure using anchor bolts. The only exception to this is for integral
31 interior bent caps where bearings are not required and where these girders
32 will be stabilized using other appropriate means.

33 Detail all construction stages for girder bridges to consist of a minimum
34 of two lines of girders.

35 Bridge decks are to be continuous over the girders from side to side and
36 end to end; “exposed” girders without deck between are not permitted.

37 Floorless culverts are classified as "Other Structure Types" (Section
38 12.3.3 of the BDM) and are not permitted for this Project.

1 Grade separation structures with earth and/or pavement above the bridge
2 deck will be allowed on this Project provided that the superstructure is
3 either a girder/deck with girders oriented in the direction of vehicular
4 travel on the bridge or flat slab configuration as per the allowable
5 superstructure types described in this TP Section 700.3.1.8. Components
6 of any buried structure shall meet the requirements of Section 12 in the
7 AASHTO LRFD Bridge Design Specifications and all applicable
8 requirements of this TP Section 700. Refined analyses shall be performed
9 for such structures.

10 700.3.1.9 Concrete Strength

11 In prestressed concrete piles and beams, concrete design strengths are not
12 allowed to exceed 8,000 and 10,000 psi maximum, respectively. Utilize
13 class 4000 concrete in all cast-in-place concrete bridge components
14 except as noted in Section 15.2.1 of the BDM. All precast bridge
15 components with concrete shall have a minimum compressive strength of
16 5000 psi.

17 For bridge deck and flat slab pours, optimize the class 4000 mix design to
18 minimize shrinkage cracking. The use of high-early-strength mix designs
19 are prohibited. The maximum cement content for the mix design is 705
20 pounds per cubic yard.

21 700.3.1.10 Lightweight Concrete

22 Lightweight concrete is only permitted in cast-in-place decks and barrier
23 parapets. Use lightweight concrete that conforms to the requirements of
24 TP 1000, Special Provisions Section 701. When calculating dead loads,
25 include a minimum allowance of 7 pounds per cubic foot for reinforcing
26 steel.

27 700.3.1.11 Post-Tensioning

28 Longitudinal, bonded post-tensioning will be permitted for bent caps
29 only. External post-tensioning will not be permitted. Post-tensioning will
30 not be permitted to be placed or extended above the top of any girder.

31 Design and detail post-tensioned bent caps in accordance with the
32 requirements of the AASHTO LRFD Bridge Design Specifications, 8th
33 edition. Design parameters including, but not limited to, anchor set,
34 friction coefficient, and wobble coefficient shall be actual values provided
35 by the post-tensioning supplier for the specific post-tensioning
36 components to be used on the Project. Evidence of this coordination shall
37 be included in the design calculations.

1 The minimum center-to-center vertical spacing between ducts shall be the
2 outer duct diameter plus 1.5 times the maximum aggregate size, or outer
3 duct diameter plus 2 inches, whichever is greater. The minimum center-
4 to-center horizontal spacing between ducts shall be the outer duct
5 diameter plus 3 inches. Design and detail post-tensioned bent caps to
6 meet or exceed these minimum requirements.

7 The EOR shall develop Project-specific special provisions in accordance
8 with supplemental design criteria in TP Attachment 700-6. Special
9 provisions shall be submitted with the final bridge Submittal package for
10 bridges with post-tensioned caps. The final special provision shall be
11 signed and sealed by the EOR for the bridge Plans which the post-
12 tensioning is to be used and provided with the RFC Plan Submittal.

13 700.3.1.12 Bridge Decks

14 For girder and beam spans, detail bridge decks with reinforced cast-in-
15 place concrete.

16 Make the connection of the reinforcing of decks between stages by lap-
17 splice or mechanical splice.

18 Asphalt overlays are not permitted on bridge decks.

19 Longitudinal expansion joints are not permitted.

20 If excess deck area (area in addition to the travel-way plus median and
21 shoulder widths specified in TP Section 200 exists, locate a SCDOT
22 MASH barrier at the edge of deck.

23 700.3.1.13 Highway Light Pole Support

24 For light poles located on the bridge, design and detail supporting
25 structures as an extension of bridge deck, outside of the bridge railing.
26 Provide two (2) 2". diameter conduits inside the sidewalk/path and
27 provide pull boxes for these conduits at each light pole and facilitate
28 wiring from each bridge corner. Provide additional conduits from the pull
29 boxes through the deck extension to daylight at the base of the light pole.
30 Use embedded or bolt-through anchor bolts for attaching the light post
31 base plate. Adhesively bonded anchors are not an acceptable substitute
32 for the embedded or bolt-through anchor bolts that are required.

33 700.3.1.14 Overhead Sign Attachment to Bridges

34 For overhead signs attached to bridges, design the bridge for the sign loads
35 and state the loading assumptions on the bridge load rating summary
36 form. Signs cannot decrease vertical clearance. No field welding to steel

1 girders or field drilling to precast beams is allowed. Attachment to cast-
2 in-place concrete Elements shall be made with inserts or in accordance
3 with SCDOT Bridge Design Memo DM0408 for Adhesively Bonded
4 Anchors and Dowels. Attachment hardware shall be galvanized or
5 stainless steel.

6 700.3.1.15 Barriers, Railing Walls, and Sidewalks

7 Provide bridge barrier in accordance with the SCDOT Bridge Design
8 Memo DM0119 and the SCDOT Bridge Drawings and Details for MASH
9 Barrier.

10 Provide two (2) conduits in each barrier as shown in the SCDOT Bridge
11 Drawings and Details. If roadway lighting is required to be located on the
12 bridge, detail lighting conduit, pull boxes, and junction boxes that are
13 independent from the conduits and associated pull boxes detailed in the
14 SCDOT Bridge Drawings and Details.

15 For the I-20 and I-26 mainline bridges over the Saluda River and CSX
16 Railroad, provide a 2” galvanized rigid steel conduit transition from one
17 conduit in the barrier wall on one side of the bridge to a single pull box
18 adjacent to the bridge ends. The conduit transition from the barrier wall
19 to underground shall be achieved using 45-degree angle elbows. The pull
20 box shall be installed per the ITS Standard Drawings and shall measure
21 30” wide x 48” long x 30” deep. All pull box covers shall have SCDOT
22 FIBER OPTIC label cast on the lid. A 16” orange marker post shall also
23 be provided per the ITS Standard Drawings. Refer to the SCDOT ITS
24 Standard Drawings and specifications in TP Attachment 140-8 and TP
25 1000, Special Provisions, Section 600 for additional information.

26 For concrete median barrier on interstate mainline bridges, provide TL-5
27 56-inch-high single-slope rigid barrier in accordance with Section 805 of
28 the SCDOT Standard Drawings. Design the connection of the median
29 barrier to the bridge deck such that the barrier weight itself and length
30 between barrier expansion joints can resist sliding and overturning,
31 without transferring moment from collision force to the bridge deck and
32 supporting girders.

33 Noise barriers or abatement measures installed on structures will not
34 exceed 10 feet in height measured from the top of deck or roadway to the
35 top of the noise wall. Any proposed exception to the 10-foot height limit
36 must be reviewed and approved by SCDOT.

37 700.3.1.16 Bridge Deck Drainage

38 BDM Subsection 18.2.2 does not apply to this Project. Allowable water
39 spread requirements of BDM Figure 18.2-1 shall dictate the minimum

1 number of drainage inlets on the bridge in the final condition. Refer to
2 TP Section 714 for temporary drainage requirements and for requirements
3 relating to bypass flow at superelevation rollover locations and bridge
4 ends.

5 Provide deck drainage as required in conformance with Drawing Nos.
6 700-05 and 705-05-01. Use a minimum drain diameter of six inches in
7 diameter (or equivalent cross-sectional area).

8 If necessary, design grated inlets in a manner that allows integration into
9 the bridge deck design and does not interfere with structural continuity.
10 Grated inlets larger than the 6-inch diameter standard grated inlet
11 specified in Standard Drawing No. 700-05.01 may be used as needed to
12 meet spread requirements.

13 If a closed drainage system is required, the bridge drainage shall be
14 designed in accordance with SCDOT requirements. Scuppers shall be
15 connected to under deck collector pipes which outfall to protected slopes,
16 riprap pads, or connect to adjacent roadway drainage facilities. Provide
17 accessible cleanouts for collector pipes.

18 Downspouts and collector pipes shall be fiberglass and shall be colored
19 (not painted) to match the finished bridge color (federal color standard
20 No. 26622). No drains or discharge pipes shall be allowed inside of
21 structural Elements other than the bridge deck. Collector pipes are not to
22 extend below the bottom of the girders except for downspout locations.

23 At finger joint locations, detail drainage troughs with downspouts and
24 collector pipes to capture all runoff into the joint. Expansion joint
25 drainage shall not discharge freely out from the side of the bridge deck
26 and downspouts shall discharge beneath the bridge at least five feet down
27 from the bottom bent cap.

28 For bridge decks with future accommodations required by TP Section
29 700.3.1.4, provide deck drains to satisfy the spread requirements based on
30 the future conditions. For bridges crossing roadways with allowances for
31 future conditions, locate drains so they do not discharge onto current or
32 future roadway or shoulders. Bridge deck drains shall not be allowed to
33 discharge directly into railroad right-of-way. Scupper placement over
34 waters of the U.S. shall be coordinated with permitting requirements.

35 **700.3.1.17 Pile Size Types**

36 Minimum pile sizes and acceptable pile types are listed in TP Table 700-
37 1. No other pile types are permitted. Where the geotechnical report
38 indicates corrosion is a concern, use the entire perimeter of the steel

section in contact with soil/water when determining sacrificial thicknesses for the design life of the member.

TP Table 700-1: Pile Sizes

PILE TYPE	MINIMUM SIZE
Steel H-Piles	HP12x53
Steel Pipe Piles	16" Diam. (min. wall thickness equal to ½")
Solid Prestressed Concrete Piles	18" Square
Prestressed Concrete Pile Points	W8x58

700.3.1.18 Steel Pipe Pile Connection Details

The pile connection detail described in Item 2 of Section 19.2.6.3 of the BDM does not apply for this Project. Terminate steel pipe piles at the bottom of the end bent cap and footing. Detail the connection of the piles to the cap and footing using a reinforced concrete infill, with the reinforcing extending into the cap or footing. The minimum clearance of the reinforcement shall satisfy the requirement of SCDOT Bridge Design Memo DM0107.

700.3.1.19 Drilled Shafts

SCDOT Bridge Design Memo DM0111 contains a requirement to detail the portion of shaft below the construction casing with a diameter that is six inches smaller than the diameter of the casing. This six-inch reduction requirement does not apply to this Project. For this Project, detail the portion of the shaft below the bottom of the construction casing, whether in soil or rock, with a diameter that is at least two inches smaller than the outer diameter of the casing.

When the design for the upper portion of a drilled shaft requires a column reinforcement cage to be inserted into a larger diameter drilled shaft reinforcement cage, provide a construction joint in the shaft just below the bottom of the column cage.

If a drilled shaft is extended above ground, above the scour line, or through liquefiable soil, structurally design the shaft as a column and detail the longitudinal reinforcing steel with a maximum spacing of 8 inches center-to-center.

For single drilled shafts which support straddle bent columns, increase the strength and service loadings for foundation design by an additional 20%.

700.3.1.20 Crosshole Sonic Logging (CSL) Testing

1 Design and detail drilled shafts to include access tubes in all drilled shafts
2 in accordance with the SCDOT Standard Specifications.

3 700.3.1.21 Substructures

4 Design interior bents at roadway grade separation bridges using cast-in-
5 place reinforced concrete bent caps and columns supported on cast-in-
6 place reinforced concrete drilled shafts, pile footings, or spread footings.
7 Bottom of spread footings and deep foundations are required to extend
8 below any compacted fill.

9 Set the tops of footings in accordance with Section 19.5.5 of the BDM.
10 In cases where there is pavement above the footing, locate the top of
11 footing a minimum of two feet below the bottom of the base course.

12 For bridges crossing the Saluda River, design interior single and multi-
13 column bents using cast-in-place reinforced concrete bent caps and
14 columns supported on cast-in-place reinforced concrete drilled shafts.

15 At creek crossings, interior pile bents may be used. Design interior pile
16 bents using cast-in-place reinforced concrete bent caps and a single row
17 of vertical prestressed concrete piles (with or without prestressed concrete
18 pile points). For protection of the pile, ensure concrete portions of piles
19 with points extend a minimum of 2 feet below final ground line or
20 predicted scour line, whichever is deeper. Do not use interior pile bents to
21 support spans with an average length that exceeds 70 feet, considering
22 adjacent spans.

23 Design end abutments as either vertical abutments or spill through
24 abutments with a 2:1 maximum slope. Vertical abutments include the end
25 bents supporting the bridge spans along with the associated wall structures
26 retaining the embankment of the bridge approaches. Design vertical
27 abutments and vertical abutment wing walls using cast-in-place
28 reinforced concrete or MSE walls. Vertical abutment wing walls refer to
29 the part of the wall structure extending beyond the end of the end bent cap
30 retaining the embankment of the bridge approaches, not the bridge wings
31 connected to the end bent cap. For bridges crossing a highway, design and
32 detail the vertical abutment and vertical abutment wing walls parallel to
33 the adjacent travel lane passing beneath the bridge. For stream crossings,
34 vertical abutment walls and vertical abutment wing walls are not allowed
35 within the limits of the 500-year water level. For spill-through abutments,
36 set the elevation of the berm so that the top of the berm (compacted fill)
37 is no greater than 5 feet below the superstructure.

38 To minimize the use of short sections of embankment between back-to-
39 back bridges, provide a minimum distance of 200 feet between adjacent

1 ends of back-to-back bridges. Distance between bridge ends is to be
2 measured along the roadway alignment.

3 At MSE walls, use bridge ends consisting of cast-in-place reinforced
4 concrete caps supported with piles or cast-in-place reinforced concrete
5 drilled shafts that are set back behind the MSE wall faces as shown in
6 SCDOT Geotechnical Drawings and Details.

7 The following applies to bent cap cantilevers for end bents and interior
8 pile bents:

- 9 A. For a cap supported by prestressed concrete piles, provide a minimum
10 of the equivalent of 2 pile widths of distance from the centerline of the
11 exterior pile to the end of the cap.
- 12 B. Do not detail the intersection of the centerlines of bent and exterior
13 beam/girder on the bent cap cantilever.
- 14 C. Provide a distance from the centerline of exterior pile to the edge of a
15 slab superstructure, measured along the bent cap centerline, that is less
16 than or equal to 30 percent of the average pile spacing of the bent.

17 The following applies to multi-column interior bents, except for “straddle
18 bents” as described in TP Section 700.3.1.22:

- 19 A. The column spacing shall not exceed 25 feet center-to-center of
20 columns, except where a maximum spacing of 20 feet is required
21 based on Bridge Design Memo DM0213.
- 22 B. Provide a cantilever distance from the center of exterior column to the
23 end of the bent cap that is less than or equal to 35 percent of the
24 average column spacing of the bent.

25 For single-column bents, if the clear distance to an existing or identified
26 future railroad track is less than 25 feet, the column shall meet the
27 requirements of Heavy Construction in accordance with BDM Section
28 22.2.3.5.

29 **700.3.1.22 Straddle Bents**

30 A straddle bent is an interior bent where vehicular or rail traffic crosses
31 beneath the bent cap between two supports/columns of the same bent.
32 Each individual support/column for straddle bents shall meet the
33 requirements of Heavy Construction in accordance with BDM Section
34 22.2.3.5 and therefore will be considered as a single column/pier wall in
35 accordance with Bridge Design Memo DM0213 with regard to protection,
36 size, and collision loading.

1 Where straddle bents are utilized over vehicular or rail traffic, provide a
2 minimum of one foot of additional vertical clearance above requirements
3 outlined in the BDM.

4 AASHTO load modifiers referenced in AASHTO LRFD Bridge Design
5 Specifications, Section 1.3.2 are applicable to straddle bents. Use load
6 modifier values taken as 1.05 for ductility, redundancy and operational
7 classification (apply all three) in the design of straddle bents.

8 Do not use fracture critical straddle bent caps.

9 700.3.1.23 Approach Slabs

10 Where bridge ends are located near intersections or ramp merge/diverge
11 locations, adjust approach slab and/or barrier geometry as necessary to
12 accommodate attachment and appropriate clearances for guardrail or
13 other roadway components required for roadside safety.

14 For bridge ends near intersections where approach slabs extend into the
15 crossing roadway, extend the approach slab length beyond the required
16 20 feet as necessary so that the joint at the end of the approach slab lines
17 up with the edge of a lane.

18 No reduction of minimum approach slab length outlined in the BDM,
19 SDS, or Geotechnical Design Manual (GDM) is permitted.

20 Design the approach slab to span the uncompacted aggregate underdrain,
21 particularly in locations where severe skews and/or deep structure depths
22 are present. Provide approach slab lengths such that five feet of slab are
23 bearing on compacted subgrade material allowing the approach slab
24 loading to be effectively distributed to the soil prior to termination of the
25 approach slab.

26 700.3.1.24 Integral Bent Caps

27 Detail integral bent caps to use cast-in-place concrete.

28 700.3.1.25 Slope Protection

29 Provide concrete slope protection for the end fills under new bridges over
30 interstate routes, ramps, or other roadways. If a bridge has a vertical
31 abutment wall, provide concrete slope protection in the area under the
32 bridge between the wall and the paved shoulder. Also provide concrete
33 slope protection in the area on top of the abutment wall extending from
34 the paved ditch on top of the wall up to the end of the bridge wing wall.
35 Detail concrete slope protection with a minimum thickness of 4 inches
36 and in accordance with Drawing No. 804-01 and in accordance with the

1 requirements of Section 804 of the Standard Specifications for Highway
2 Construction.

3 For bridges crossing streams and rivers, protect the end fills with riprap
4 in accordance with Standard Drawing No. 804-105-00.

5 700.3.1.26 Bearing Assemblies

6 Pot bearings may be used where required due to large loads and/or
7 geometric constraints. See TP 1000, Special Provisions Section 709.

8 700.3.1.27 Bridge Plans

9 As required by the BDM, include in the bridge Plans reinforcing steel
10 schedules and quantities tables for each bridge component (end bents,
11 interior bents, spans, etc.). When these components are required to be
12 constructed in stages, break the reinforcing steel schedules and quantities
13 tables down by stage. Immediately following the title sheet, provide a
14 quantities sheet that includes a tabulation of estimated quantities and a
15 summary of estimated quantities.

16 700.3.2 Criteria for Retaining Walls

17 700.3.2.1 Mechanically Stabilized Earth (MSE) Walls

18 Design and construct MSE walls in conformance with Supplemental
19 Technical Specification SC-M-713 and SCDOT Geotechnical Drawings
20 and Details, Drawing Nos. 713-01 and 713-02. If MSE wall is adjacent
21 to an underground drainage feature (drainage structure, pipe, culvert, etc)
22 the leveling pads of the MSE wall must be located to facilitate future
23 maintenance of the drainage feature. The leveling pad elevation and
24 offset distance from the feature shall provide sufficient slope stability for
25 open trench working condition during future maintenance operations.

26 For all MSE walls on this Project, construct wall facing using precast
27 concrete panels with a deep fractured fin finish in accordance with
28 Standard Drawing 701-950-01.

29 Design wall heights and lengths to provide adequate cover for roadway
30 and bridge drainage inlets and pipes in the roadway approaches. In
31 addition, design wall heights and lengths to provide adequate slope
32 transitions to maintain stable shoulders and slopes and design clearances
33 and templates in accordance with the design criteria.

34 In cases where retained fill slopes towards the fill face at the top of wall
35 and no other features are present to intercept runoff, provide a concrete
36 paved drainage ditch along the top of the wall as shown on the SCDOT

1 Geotechnical Drawings and Details. Size the drainage ditch and provide
2 drainage inlets and piping as necessary to prevent water from overtopping
3 the wall during the design storm.

4 700.3.2.2 Reinforced Concrete Walls

5 Design cast-in-place concrete cantilever walls in accordance with SCDOT
6 Geotechnical Design Manual. All exposed wall face other than integral
7 traffic barrier (or area concealed by independent traffic barrier) and a two
8 foot strip along the top to mimic MSE wall coping shall have a deep
9 fractured fin finish in accordance with Standard Drawing 701-950-01.

10 Provide a concrete paved drainage ditch along the top of the wall if the
11 retained soil slopes towards the back of the wall. Provide drainage inlets
12 as necessary to prevent water from overtopping the wall during the design
13 storm.

14 Spread footings are permitted for concrete retaining walls that are not
15 directly supporting bridges. Step the retaining wall footings when there is
16 a change in grade.

17 700.3.2.3 Other Wall Types

18 Other acceptable wall types include prefabricated modular walls, tangent
19 pile/secant pile walls, anchored walls, sheet pile walls having reinforced
20 concrete coping, soldier pile and lagging walls, and soil-nailed walls.

21 Prior to commencing any designs of other wall types as specified herein
22 submit to SCDOT the wall type selected, design methodology, design
23 criteria, and material and construction specifications for review. In the
24 design criteria, include wall geometry and location, resistance factors, soil
25 properties, and material properties of the wall. If the walls support bridge
26 embankments, also submit conceptual bridge Plans in accordance with
27 Section 3.2 of the BDM. Submit shop Plans and any calculations for other
28 wall types in accordance with TP Attachment 110-2.

29 Provide a concrete paved drainage ditch along the top of the wall if the
30 retained soil slopes towards the back of the wall. Provide drainage inlets
31 as necessary to prevent water from overtopping the wall during the design
32 storm.

33 Wall face shall be concrete (precast panels or cast-in-place concrete) and
34 all exposed faces other than integral traffic barrier (or area concealed by
35 independent traffic barrier) and a two-foot strip along the top to mimic
36 MSE wall coping shall have a deep fractured fin finish in accordance with
37 Standard Drawing 701-950-01.

1 700.3.2.4 Requirements for Horizontal Layout of Walls

2 Locate walls adjacent to ramp or interstate travel lanes to accommodate
3 appropriate barrier treatment and allow for future additional lanes and
4 horizontal clearance as described in TP Section 700.3.1.4 and TP Section
5 700.3.1.6.

6 For walls adjacent to railroad tracks that do not support bridge abutments,
7 provide a minimum of 18 feet horizontal clearance to an existing or
8 identified future track. Where walls are located in between 18 feet and 25
9 feet horizontally from an existing or identified future track, the facing
10 shall meet the requirements of Heavy Construction. For fill walls, locate
11 wall and/or proposed new right-of-way line to provide a minimum
12 horizontal distance of 1.2 times the wall height between the fill face of the
13 wall and the right-of-way line. An exception to this 1.2-times-the-height
14 criteria will be made on this Project for walls in close proximity to CSX
15 railroad right-of-way. For fill walls on this Project in close proximity to
16 CSX railroad right-of-way, provide the lesser of 1.2 times the wall height
17 or a minimum of 15 feet from the wall face to the right-of-way line as well
18 as 25 feet horizontally from an existing or identified future railroad track.

19 For cut walls, locate wall and/or proposed new right-of-way line to
20 provide the lesser of 15 feet or 1.2 times the wall height between the
21 exposed face of wall and the right-of-way line.

22 In addition to the wall location criteria above, locate walls and/or
23 proposed new right-of-way line such that all retaining wall footings, MSE
24 wall reinforcing, and wall anchorages are within right-of-way.

25 Entirely remove any abandoned utilities or abandoned drainage structures
26 at locations where they are in conflict with proposed retaining wall limits,
27 including leveling pads and the reinforced zone of MSE walls and
28 anchored walls.

29 700.3.2.5 Barrier Treatment

30 See TP Section 200 for conditions where barrier treatment on or adjacent
31 to retaining walls is required.

32 See TP Section 200.3.1.12 for design and detailing requirements.

33 700.3.3 Criteria for Concrete Barriers

34 700.3.3.1 Concrete Median Barrier **Separating Traffic Traveling in the Opposite**
35 **Direction**

1 Construct concrete median barrier according to SCDOT Standard
2 Drawings except as modified in TP Section 700. Utilize 56” minimum
3 height Test Level 5 median barrier with exception of when there is an
4 elevation difference between the two sides greater than 18 inches, the
5 higher side can be 46” minimum or Test Level 4.

6 Condition A – Concrete median barrier with grade separations of 18
7 inches or less: Use details from the SCDOT Standard Drawings.

8 Condition B – Concrete median barrier with grade separations between
9 18 inches and 36 inches require a complete design. Calculate and detail
10 the minimum expansion joint spacing required for stability analysis to
11 resist the overturning of the Test Level 4 impact force at the increased
12 moment arm generated by the grade separation.

13 Condition C – Concrete median barrier with grade separations 36 inches
14 and greater: In addition to the design requirements of Condition B, design
15 the cantilever wall barrier in accordance with SCDOT Geotechnical
16 Design Manual requirements at the Extreme Event I limit state.

17 For Conditions B and C, when evaluating the stability of the barrier, use
18 a transverse force of 10 kips. For Conditions B and C, design and detail
19 the barrier to provide a minimum height, measured from top of higher
20 pavement surface to top of barrier, of 46 inches. Use a 10:1 taper to
21 transition between Condition A barriers and Conditions B and C barriers.

22 **700.3.3.2 Concrete Median Barrier Separating Traffic Traveling in the Same**
23 **Direction**

24 Construct concrete median barrier according to SCDOT Standard
25 Drawings except as modified in TP Section 700. Utilize 36” minimum
26 height Test Level 3 median barrier with exception of when there is an
27 elevation difference between the two sides greater than 2 inches, the
28 higher side can be 36” minimum or Test Level 3. Where overhead
29 structures and bridge piers are located in the concrete median barrier
30 separating traffic traveling in the same direction, use 56” tall Test Level
31 5 concrete barrier in accordance with TP Section 700.3.3.1. Provide
32 100 feet (minimum length) of continuous 56” tall barrier before
33 introducing any barrier height transitions. Measure the 100 feet
34 (minimum) distance from the end of the bridge pier cap or the edge of
35 the overhead sign foundation.

36
37 Condition A – Concrete median barrier with grade separations of 2
38 inches or less: Use details from the SCDOT Standard Drawings.

39
40 Condition B – Concrete median barrier with grade separations between
41 2 inches and 36 inches require a complete design. Calculate and detail

1 the minimum expansion joint spacing required for stability analysis to
2 resist the overturning of the Test Level 3 impact force at the increased
3 moment arm generated by the grade separation.

4
5 Condition C – Concrete median barrier with grade separations 36
6 inches and greater: In addition to the design requirements of Condition
7 B, design the cantilever wall barrier in accordance with SCDOT
8 Geotechnical Design Manual requirements at the Extreme Event I limit
9 state.

10
11 For Conditions B and C, when evaluating the stability of the barrier,
12 use a transverse force of 10 kips. For Conditions B and C, design and
13 detail the barrier to provide a minimum height, measured from top of
14 higher pavement surface to top of barrier, of 36 inches. Use a 10:1
15 taper to transition between Condition A barriers and Conditions B and
16 C barriers.

17
18 **700.3.3.2 700.3.3.3** Concrete Roadside Barrier

19 For cast-in-place concrete gravity and semi-gravity retaining walls
20 serving as roadside barriers, the analysis/design methodologies and
21 conditions outlined for Conditions B and C in TP Section 700.3.3.1 shall
22 apply.

23 Except for barriers incorporated into cast-in-place concrete gravity and
24 semi-gravity retaining walls, barriers must be detailed independently of
25 the adjacent wall or obstruction and must be supported by a moment slab.
26 An exception to this is that at the low side of a wall only, the detail entitled
27 “Rigid Barrier Adjacent to Wall” in TP Attachment 700-1, may be used
28 in lieu of the barrier supported by moment slab.

29 When required, provide barriers supported by moment slabs that are
30 designed in accordance with the AASHTO LRFD Bridge Design
31 Specifications or SCDOT Standard Drawings for rigid barrier with
32 moment slab (805-840 series). Where moment slabs are required along
33 the top of MSE walls or other earth retaining structures, detail the moment
34 slabs independently of MSE walls as shown on Drawing No. 713-01d of
35 the SCDOT Geotechnical Drawings and Details. Extend moment slab as
36 necessary to avoid conflicts with buried wall termination detail and
37 approaching guardrail posts.

38 Detail moment slabs adjacent to other obstacles/obstructions
39 independently with the details of the moment slab and barrier complying
40 with Drawing No. 713-01d of the SCDOT Geotechnical Drawings and
41 Details.

1 Detail barriers and railings on moment slabs in accordance with section
2 entitled “Barriers, Railing Walls, and Sidewalks.”

3 Do not detail concrete roadside barriers with moment slabs in locations
4 where the moment slab would block maintenance access to roadside
5 drainage structures.

6 In all concrete roadside barriers on top of retaining walls, provide two (2)
7 conduits in each barrier as shown in the SCDOT Bridge Drawings and
8 Details.

9 700.3.4 Bridge Load Rating

10 Perform load capacity ratings in accordance with the SCDOT Load Rating
11 Guidance Document (LRGD), Load Rating Technical Notes, and the Manual for
12 Bridge Evaluation, latest edition.

13 Request a new bridge Asset ID at preliminary Plan Submittal as directed in the
14 LRGD.

15 In the event the load rating indicates the bridge would require load posting (any
16 LRFR load rating factors <1), redesign the bridge and update the load rating until
17 the required capacity is achieved. No new bridge will be accepted by SCDOT
18 which indicates the need for load posting.

19 Submit load rating documentation in accordance with Chapter 20 of the LRGD
20 and Technical Note 09 for review with final bridge Plans. Update the load rating
21 and submit final load rating documentation and software files with the As-Built
22 Plans. All load ratings shall be signed and sealed by a South Carolina licensed
23 Professional Engineer.

24 700.3.5 Bridge Inspection

25 In the event the designer determines the need to design a bridge that contains
26 fracture critical or complex components as defined in the SCDOT Bridge
27 Inspection Guidance Document (BIGD), develop and submit bridge specific
28 inspection procedures meeting the requirements of the BIGD.

29 ~~700.3.6 Complex Bridge Peer Review Requirements~~

30 ~~Independent peer reviews shall be utilized in accordance with the requirements~~
31 ~~of TP Attachment 700-7.~~

32 **700.4 Construction Requirements**

34 700.4.1 General Construction Requirements

35 700.4.1.1 Removal and Disposal of Existing Bridges

1 Remove and dispose of the existing bridges that are either replaced or
2 taken out of service in accordance with the Standard Specifications for
3 Highway Construction, TP Section 150, any other requirements of this
4 contract, and all applicable Laws and regulations.

5 700.4.1.2 Final Finish of Exposed Concrete Surfaces

6 Apply final surface finish to the following designated bridge areas:

- 7 A. Entire surface of all barrier rails, parapet walls, approach slab curbs,
8 concrete utility supports, and wing walls; outside vertical edge of
9 bridge deck slabs and sidewalks
- 10 B. Outside face of exterior prestressed girders
- 11 C. Entire surface of all substructure units, except top of bent caps and
12 piers

13 Apply an anti-graffiti coating to exposed concrete surfaces of bridge
14 abutment walls, including precast panels and coping of MSE Walls.
15 Apply an anti-graffiti coating to exposed concrete surfaces of all
16 retaining walls facing interstate traffic, excluding bifurcated median
17 barrier walls.

18 Apply final surface finish and anti-graffiti coatings at rates specified by
19 manufacturer.

20 700.4.1.3 Grooved Surface Finish

21 Apply a transverse grooved surface finish to all bridge deck riding
22 surfaces (permanent and temporary lanes and shoulders) in accordance
23 with Subsection 702.4.16 of the Standard Specifications for Highway
24 Construction.

25 700.4.1.4 Stay-in-Place Bridge Deck Forms

26 The Contractor may use permanent stay-in-place bridge deck forms for
27 concrete deck slabs between new beams and girders. Fabricate permanent
28 stay-in-place bridge deck forms and supports from steel conforming to
29 ASTM A 446/A 653, Grades 40 or 50, and having a coating class of G165
30 in accordance with ASTM A 525. Do not use fillers in the flutes of the
31 stay-in-place forms. Fill form flutes with concrete as the deck slab is
32 placed. Do not use permanent stay-in-place steel bridge deck forms in
33 bays in which longitudinal deck construction joints are located and in bays
34 between stages.

35 700.4.1.5 Drilled Shafts

1 Prior to casting the upper portion of the shaft, remove all drilling fluids
2 and unsound concrete and roughen the surface of the construction joint.
3 Arrange for CSL testing to be performed prior to placement of the column
4 reinforcement cage. Install the column reinforcement cage in the upper
5 portion of the shaft prior to drilled shaft concrete placement in the splice
6 region. Acceptance of drilled shafts will be based on separate SCDOT-
7 conducted CSL testing.

8 ~~Drilled shafts that have a diameter of 6 feet or greater and a length of 5~~
9 ~~feet or greater are considered to be mass concrete elements as per~~
10 ~~Supplemental Specification, Section 702.4.2.5 dated January 1, 2022.~~

11 700.4.1.6 Concrete Median Barrier

12 Construct concrete median barrier according to SCDOT Standard
13 Drawings except as modified in TP Section 700. For slip-formed
14 Elements, utilize a concrete slip forming mix design that achieves 4000
15 psi minimum 28-day compressive strength verified by test cylinders with
16 reinforcing and shape shown in the Standard Drawings. For all cast-in-
17 place barriers, including bridge pier protection, utilize Class 4000
18 concrete with the reinforcing and dimensions shown in the Standard
19 Drawings.

20 Expansion joints are only required between each continuous concrete
21 pour and at the interface with other structures such as zone of intrusion
22 barriers, custom retaining wall barriers, or foundations for lights or signs.
23 Use an expansion joint width of 2.5 inches that is filled with sponge
24 rubber expansion joint material (QPL 81) below the top of pavement and
25 open gap above the top of pavement. Use only saw cut contraction joints.
26 Install contraction joints early enough to control shrinkage cracking and
27 to minimize damage due to saw cutting.

28 700.4.2 Bridge Rehabilitation Requirements

29 Bridge rehabilitation requirements for existing bridges are summarized in TP
30 Attachment 700-8 with specific requirements and assumptions for the various
31 rehabilitation items. Seismic design requirements are not applicable for
32 rehabilitated structures.

33 700.5 Deliverables

34 TP Table 700-2 reflects a list of Deliverables identified in TP Section 700 and is not
35 intended to be an all-inclusive listing of Deliverables. Contractor shall determine and
36 submit all Deliverables as required by the Contract Documents, Governmental
37 Approvals, and the Governmental Entities. At a minimum and unless otherwise specified
38 in the Contract Documents, Contractor shall submit the following to SCDOT in the
39 formats described in TP Section 110.5:

1 **TP Table 700-2: Deliverable Summary**

	Level of Review*	Number of Copies	Deliverable Schedule	TP Section Reference
		Electronic		
Preliminary Bridge Plans	2	1	Per approved CPM Schedule	700.5.1.1
Final Bridge Plans	2	1	Per approved CPM Schedule	700.5.2.1
RFC Bridge Plans	3	1	Per approved CPM Schedule	N/A
Preliminary Seismic Design Summary Report	2	1	Submitted with Preliminary Bridge Package	700.5.1.2
Final Seismic Design Summary Report	2	1	Submitted with Final Bridge Package	700.5.2.2
RFC Seismic Design Summary Report	3	1	Submitted with RFC Bridge Package	N/A
Final Design Calculations	2	1	Submitted with Final Bridge Package	110.5.10.4
RFC Design Calculations	3	1	Submitted with RFC Bridge Package	N/A
Final Independent Peer Review Letter and Report	2	4	Submitted with Final Bridge Package	TP Attachment 700-7
RFC Independent Peer Review Letter and Report	3	4	Submitted with RFC Bridge Package	TP Attachment 700-7
Bridge Load Rating Documentation (Unsigned)	2	1	Submitted with Final Bridge Package	700.5.2.3
Bridge Load Rating Documentation (Signed)	2	1	Submitted per Load Rating QA Review process with RFC Bridge Package	700.5.2.3
As-Built Load Rating (Signed)	3	1	Submitted with As-Built Plans	700.5.3

- 2 *Levels of Review
- 3 1. SCDOT Discretionary Approval (Section 3.1.3 of the Agreement)
- 4 2. SCDOT Review and Comment (Section 3.1.5 of the Agreement)
- 5 3. Submittals not Subject to Prior Review, Comment or Approval (Section 3.1.6 of the Agreement)

6 **700.5.1 Preliminary Submittal Packages**

1 700.5.1.1 Preliminary Bridge Plans

2 The Plans shall include, but not be limited to all items described in
3 Chapters 3 of the BDM.

4 700.5.1.2 Preliminary Seismic Design Summary Report

5 The report shall include, but not be limited to all items described in Bridge
6 Memo DM0122.

7 700.5.2 Final Submittal Packages

8 700.5.2.1 Final Bridge Plans

9 The Plans shall include, but not be limited to all items described in TP
10 Section 700.3.1.27 and Chapters 3 and 6 of the BDM. Partial Submittal
11 of the required contents of the final set of Plans will not be allowed for
12 this Project. However, the Contractor may divide the bridge into
13 components in accordance with TP Section 110.5, with each segment
14 having a stand-alone final set of Plans which accounts for interaction of
15 adjacent segments.

16 Electronic files Submittals:

- 17 A. All MicroStation resource files used by the Project’s workspace.
18 Especially any MicroStation files that would supplement the ability to
19 view and print files correctly such as reference files, plot configuration
20 files, pen tables, font libraries, custom linestyle libraries, and cell
21 libraries.
22 B. Copies of all handwritten or electronic calculations or notes (non-
23 CADD) that will facilitate verification and review of the Plans.
24 C. Electronic files for specifications and special provisions in Adobe
25 PDF or Microsoft Word format.

26 Additionally, submit all approved Design Exceptions to AASHTO and/or
27 SCDOT design standards developed during design

28 700.5.2.2 Final Seismic Design Summary

29 The report shall include, but not be limited to all items described in Bridge
30 Memo DM0122.

31 700.5.2.3 Bridge Load Rating Documentation

32 See Chapter 20 of the LRGD and Load Rating Technical Notes for load
33 rating deliverables.

34 700.5.3 As-Built Load Rating

Technical Provision 700 - Structures

1 Provide as-built load rating(s), updated as needed, with As-Built Plans if there
2 have been any changes to the bridge(s) that affect the load rating. If no changes
3 are made that affect the load rating(s), provide a certification signed by the EOR
4 stating the original load rating(s) remain accurate for the bridge(s).

5 **End Section**

1 **711. GEOTECHNICAL**

2 **711.1 General Requirements**

3 Contractor shall perform all geotechnical Work in accordance with TP Section 711.
4 Contractor shall provide all geotechnical Work to support design and construction of the
5 Project. The geotechnical Work generally includes:

- 6 A. Bridge Foundations
- 7 B. Earth Retaining Structures
- 8 C. Embankments
- 9 D. Cut Excavations
- 10 E. Culverts & Pipes
- 11 F. Sound Barrier Walls
- 12 G. Miscellaneous Structures

13 **711.2 Administrative Requirements**

14 711.2.1 Standards

15 Contractor shall perform all geotechnical Work in accordance with the standards,
16 manuals, and guidelines listed in TP Attachment 100-1.

17 711.2.2 Existing Geotechnical Information

18 A Geotechnical Subsurface Data Report (GSDR) and field testing data files for
19 Phase 3 have been provided electronically in TP Attachment 711-1.

20 All geotechnical testing shall comply with the requirements of the SCDOT 2022
21 Geotechnical Design Manual (GDM). Geotechnical design shall comply with the
22 requirements stated below and the TP 1000 Special Provisions. Geotechnical
23 information provided in the TP Attachments as part of this RFP may be used in
24 the design of the Project at the Contractor’s discretion. If the Contractor elects to
25 use the geotechnical information in the TP Attachments, the Contractor shall
26 verify that the information provided is applicable to the Contractor’s specific
27 design. The Contractor shall verify that geotechnical information provided meets
28 the requirements for a geotechnical investigation for the Project as required by
29 the GDM. If the requirements of the GDM are not met, then the Contractor shall
30 provide additional geotechnical investigation to meet the geotechnical
31 requirements for the Project.

32 If the Contractor intends to change the geologic boundaries shown on the boring
33 logs provided with the RFP, the Contractor shall provide sufficient justification
34 for the proposed revision(s) prior to any preliminary geotechnical report
35 Submittal. Based on the information presented, the SCDOT and/or Owner
36 Verification Firm (OVF) may or may not approve the requested changes.

1 711.2.3 Software Requirements

2 Field test logging used for the Project shall comply with the requirements in the
3 GDM, Chapter 6. All geotechnical analysis and design software used for the
4 Project shall comply with the requirements in the GDM, Chapter 26.

5 711.2.4 Equipment Requirements

6 All geotechnical testing equipment used for the Project shall comply with the
7 requirements in the GDM, Chapter 5.

8 711.2.5 Laboratory Testing Requirements

9 Soil and rock laboratory testing shall comply with the requirements of the GDM,
10 Chapter 5.

11 **711.3 Design Requirements**

12 711.3.1 Geotechnical Subsurface Investigation Plan

13 A detailed subsurface investigation plan shall be prepared prior to the
14 commencement of any field operations. The subsurface investigation plan shall
15 comply with the requirements of the GDM, Chapter 4.

16 If a supplemental boring cannot be located within 30 feet of the design Element
17 for which it will be used, the Contractor shall prepare justification for not being
18 able to obtain the boring at the intended location in the subsurface investigation
19 Plan. Any borings located outside the 30-foot limit are subject to the SCDOT's
20 review and acceptance. Justification shall include discussion on the anticipated
21 subsurface conditions, the proposed foundation locations, and the impacts on the
22 design from the test location being moved, at a minimum.

23 711.3.2 Subsurface Investigation

24 Perform subsurface investigations in accordance with the GDM, Chapter 4.

25 711.3.3 Geotechnical Analysis and Design

26 Design the proposed geotechnical and structural Elements in accordance with the
27 GDM.

28 The Contractor shall be responsible for the load testing of all foundations used on
29 this Project, if required by design. Refer to TP Section 711.4 for more
30 information relative to load testing of foundations.

31 711.3.3.1 Earthwork

1 For borrow material requirements, refer to the 2007 SCDOT Standard
2 Specifications, Section 203. For this Project, all borrow material is
3 governed by the Group A requirements.

4 711.3.3.2 Driven Pile Foundations

5 Design driven pile foundations in accordance with the GDM.

6 The Contractor shall provide a Pile Installation Plan that shall include the
7 pile index testing program in addition to the requirements of the Standard
8 Specifications. The pile index testing program, if index piles are used,
9 shall at a minimum include the bent and pile number of each pile to be
10 tested as well as the number of index piles to be tested. The number of
11 index piles shall conform to the GDM. The Geotechnical Engineer of
12 Record (GEOR) and Engineer of Record (EOR) shall provide written
13 documentation that a QC review of the Contractor's Pile Installation Plan
14 was performed prior to submitting to the OVF for QA review. After
15 performing QA review, OVF will submit the Pile Installation Plan to
16 SCDOT for final acceptance.

17 711.3.3.3 Drilled Foundations

18 Design drilled shaft and drilled pile foundations in accordance with the
19 GDM.

20 The Contractor shall provide a Drilled Foundation Installation Plan
21 (DFIP) in accordance with the requirements of the Standard
22 Specifications. The GEOR and EOR shall provide written documentation
23 that a QC review of the Contractor's DFIP was performed prior to
24 submitting to the OVF for QA review. After performing QA review, OVF
25 will submit the DFIP to SCDOT for final acceptance.

26 711.3.3.4 Drainage Structures

27 Design box culvert and pipe culvert foundations in accordance with TP
28 Attachment 700-4.

29 711.3.3.5 Embankments

30 Design roadway embankments and bridge embankments in accordance
31 with the GDM.

32 Reinforced soil slopes (RSS) and reinforced embankments with slopes
33 steeper than 2H:1V are not allowed.

34 711.3.3.6 Earth Retaining Structures

1 Design earth retaining structures (ERS) in accordance with the GDM.
2 ERSs located near waterways shall include the effects of scour in the ERS
3 design.

4 For MSE walls with panel type facings, the maximum allowed MSE wall
5 height is forty (40) feet. The MSE wall height is measured from the top
6 of the wall to the top of the leveling pad. MSE walls with modular block
7 type facings are not allowed.

8 Complex MSE walls, as depicted in FHWA-NHI-10-024, are not allowed.
9 The complex MSE wall prohibition does not apply to temporary or MOT
10 structures.

11 All ERS shop drawing Submittals shall be reviewed and approved by the
12 Lead Design Engineer and GEOR for the Project prior to submitting to
13 the OVF.

14 Where required by design and construction, all temporary and permanent
15 shoring Submittals shall be reviewed and approved by the Lead Design
16 Engineer and GEOR for the Project prior to submitting to the OVF.

17 711.3.3.7 Miscellaneous Structures

18 Miscellaneous overhead structure foundations such as lighting and
19 signage shall be designed in accordance with AASHTO Standard
20 Specifications for Structural Supports for Highway Signs, Luminaires,
21 and Traffic Signals, effective as of the Final RFP release date.

22 711.3.3.8 Noise Barrier Walls

23 Noise barrier wall foundations may consist of either shallow or deep
24 foundations. Design the noise barrier wall foundations in accordance with
25 TP Attachment 700-3.

26 711.3.3.9 Seismic

27 Seismic design of the bridge structures, earth retaining structures, and
28 bridge embankments shall be required in accordance with the GDM and
29 the SCDOT Seismic Design Specifications for Highway Bridges.

30 Three-Point acceleration design response spectrum (ADRS) curves have
31 been generated for the Project and are provided as TP Attachment 711-2.
32 The ADRS curves shall be used in the design of each bridge structure and
33 bridge embankment on the Project.

TP Table 711-1: ADRS Curve Data

Design EQ	PGA	S _{DS}	S _{D1}
FEE	0.20	0.36	0.10
SEE	0.39	0.82	0.28

The range of natural period of the soil profiles on the Project have been calculated at different locations within the limits of the CCR Program, based on the shear wave velocity and soil thickness measurements made at those locations. The locations correspond to boring locations provided in the boring location Plan in the GBLR. The Structural Engineer of Record (SEOR) shall calculate the fundamental period range of interest of each seismically designed structure and compare the earthquake period, soil column period, and structure period. If these three fundamental periods coincide, the SEOR shall demonstrate that structural design has accounted for this greatest potential of damage as referenced in LRFD Seismic Analysis and Design of Transportation Geotechnical Features and Structural Foundations, FHWA-NHI-11-032, GEC No. 3.

TP Table 711-2: Soil Column Natural Period

Subsurface Shear Wave Velocity Measurement Location	Natural Period of Soil Column (sec)
DH-2	0.13 – 0.26
DH-3	0.22 – 0.44
DH-4	0.06 – 0.10
DH-5	0.07 – 0.12
DH-6	0.08 – 0.13

711.3.4 Ground Improvement

Design the specific ground improvement in accordance with the GDM and the Project specific requirements.

711.3.5 Geotechnical Engineering Reports

Provide geotechnical reports in accordance with the GDM.

In addition to the minimum requirements of the GDM, the final bridge geotechnical engineering reports shall contain:

- 1 A. A detailed subsurface profile on Plan sheets or a roll plot that shows, at a
2 minimum, all test logs used for foundation and bridge embankment design,
3 interpreted stratigraphy between the test locations, existing and proposed
4 roadway profiles, and existing and proposed bridge foundations.
- 5 B. Results from settlement and slope stability analyses of the bridge
6 embankments, to include ERSs, at the beginning and end of the proposed
7 bridge at both the side slopes and front slopes. The side slope stability
8 analyses shall contain analysis of both the left and right-side slopes.

9 In addition to the minimum requirements of the GDM, the final roadway
10 geotechnical engineering reports shall contain:

- 11 A. A detailed subsurface profile that shows, at a minimum, all test logs used for
12 ERS and embankment design, interpreted stratigraphy between the test
13 locations, if practical, and existing and proposed roadway profiles.

14 **711.4 Construction Requirements**

15 All load testing reports for foundations shall bear the legible seal, signature, and date of
16 the testing firm’s engineer registered as a Professional Engineer in the State of South
17 Carolina. The Contractor’s EOR and GEOR shall review and approve, in writing, all
18 load test reports prior to submitting the reports to SCDOT for review and acceptance or
19 comment. Comments made by SCDOT shall be reviewed and rectified by the
20 Contractor’s designer prior to the results of the load testing being used in design.

21 711.4.1 Earthwork

22 At a minimum, the roadway Plans shall indicate a USCS and AASHTO soil
23 classification by which to compare to the material placed during construction.
24 Contractor shall visually confirm the material collected from the borrow source
25 generally meets the soil classification provided on the Plans.

26 711.4.2 Deep Foundations

27 711.4.2.1 Driven Pile Foundations

28 If pile driving analyzer (PDA) testing is required for driven piles by the
29 GEOR’s design, the Contractor’s PDA testing shall be performed by a
30 PDA certified operator with a Certificate of Proficiency from Pile
31 Dynamics, Inc. of advanced or higher. The PDA certification shall have
32 been renewed within 4 years of the date of pile installation. In addition to
33 the PDA testing, case pile wave analysis program (CAPWAP) analysis
34 shall also be performed.

35 The GEOR shall review the PDA testing data and reports and develop
36 driving criteria for the production piles. Following installation of the
37 production piles, the GEOR shall perform a QC review of all production

1 pile driving logs, PDA testing reports, and RFC Plans to verify that all
2 criteria have been met. If all criteria have not been met, the Contractor
3 shall perform additional Work as necessary to ensure all criteria have been
4 met. The EOR shall submit an as-installed driven pile foundation package
5 for each structural Element supported on driven pile foundations that
6 includes all PDA testing reports and production pile driving logs with a
7 certification statement that all criteria have been met.

8 The as-installed driven pile foundation package shall be submitted to the
9 OVF for QA review. After performing QA review, OVF will submit the
10 as-installed driven pile foundation package to SCDOT final acceptance.
11 as-installed driven pile foundation package submitted with any
12 deficiencies in criteria that have not been specifically addressed will be
13 rejected. This process shall also be followed when PDA testing is not
14 required by the GEOR's design.

15 711.4.2.2 Drilled Shaft Foundations

16 Polymer slurries or mineral slurries are allowed for drilled shaft
17 construction. Use of mineral slurry shall be in accordance with TP 1000,
18 Special Provisions Section 712, and TP Attachment 711-7. Contractor
19 shall submit the proposed plan for polymer slurry usage in the DFIP. The
20 plan for polymer slurry usage shall include, at a minimum, details of
21 methods to mix, circulate, de-sand, and dispose of the slurry. Contractor
22 shall also include the type and frequency of slurry testing to include, at a
23 minimum, chemical and specific gravity tests. Contractor shall provide
24 the name(s) of personnel qualified to perform the slurry testing.

25 Following installation of the drilled shafts, the GEOR shall perform a QC
26 review of all production drilled shaft logs, CSL and TIP test reports, and
27 RFC Plans to verify that all criteria have been met. If all criteria have not
28 been met, the Contractor shall perform additional Work as necessary to
29 ensure all criteria have been met. The EOR shall submit an as-installed
30 drilled shaft foundation package for each structural Element supported on
31 drilled shaft foundations that includes all testing reports and production
32 drilled shaft logs with a certification statement that all criteria have been
33 met.

34 The as-installed drilled shaft foundation package shall be submitted to the
35 OVF for QA review. After performing QA review, OVF will submit the
36 as-installed drilled shaft foundation package to SCDOT for final
37 acceptance. as-installed drilled shaft foundation packages submitted with
38 any deficiencies in criteria that have not been specifically addressed will
39 be rejected.

40 711.4.3 Earth Retaining Structures

Technical Provision 711 - Geotechnical

1 Prepare earth retaining structure (ERS) subgrades and construct ERSs in
2 accordance with the GDM and the SCDOT Standard Specifications. If deep
3 foundations are necessary for support of the ERS, refer to TP Section 711.3.3.

4 711.4.4 Drainage Structures

5 Prepare box culvert and pipe culvert subgrades and construct these Elements in
6 accordance with the GDM, the SCDOT Pipe Specification SC-M-714 (01/21),
7 the SCDOT Standard Drawings, and the SCDOT Standard Specifications. If deep
8 foundations are necessary for support of the drainage structures, refer to TP
9 Section 711.3.3.

10 711.4.5 Dewatering and Groundwater Control

11 If groundwater is encountered during foundation, earth retaining structure, or
12 embankment excavations, the need for dewatering may exist. The water level
13 shall be maintained below required excavations to help maintain bottom of
14 excavation stability. The Contractor shall consider the effects of long-term
15 dewatering on nearby structures within the radius of influence of the dewatering
16 operations and develop an appropriate monitoring program. A dewatering plan
17 shall be developed and submitted to the OVF for review prior to construction.
18 Prior to submitting the dewatering plan to the OVF, the plan shall be reviewed by
19 the EOR and GEOR, and sufficient documentation of this review shall be
20 provided. The dewatering plan shall be signed and sealed by a licensed
21 Professional Engineer in the State of South Carolina.

22 711.4.6 Geotechnical Instrumentation

23 Prior to construction, the Contractor shall develop, implement, and maintain a
24 Geotechnical Instrumentation Plan, if required by design to meet the performance
25 limits. All geotechnical instruments shall be installed and monitored by the
26 Contractor. Any instruments damaged during construction and requiring removal
27 and/or recalibration shall be replaced and/or recalibrated by the Contractor at no
28 cost to SCDOT. For each recommended instrument type, the Contractor shall
29 show locations, installation procedures and requirements, zones of influence,
30 critical or limiting readings, frequency of readings, threshold settlement or other
31 movement criteria, and procedures to modify construction methods should
32 threshold criteria established in the design be exceeded. The Contractor shall
33 install geotechnical instrumentation, where necessary, to monitor such
34 parameters for structures and embankments within the zone of influence of
35 construction.

36 Any geotechnical instrumentation Plan Submittal shall be reviewed and approved
37 by the Lead Design Engineer and GEOR for the Project prior to submitting to the
38 OVF.

711.5 Deliverables

TP Table 711-3 reflects a list of Deliverables identified in TP Section 711 and is not intended to be an all-inclusive listing of Deliverables. Contractor shall determine and submit all Deliverables as required by the Contract Documents, Governmental Approvals, and the Governmental Entities. At a minimum and unless otherwise specified in the Contract Documents, Contractor shall submit the following to SCDOT in the formats described in TP Section 110.5:

TP Table 711-3: Deliverable Summary

Deliverables	Level of Review*	Number of Copies	Deliverable Schedule	TP Section Reference
		Electronic		
Preliminary Roadway Geotechnical Report	2	1	Submitted with Preliminary Roadway Package	711.5.1.1
Preliminary Bridge Geotechnical Report	2	1	Submitted with Preliminary Bridge Package	711.5.1.1
Final Roadway Geotechnical Report	2	1	Submitted with Final Roadway Package	711.5.2.1
RFC Final Roadway Geotechnical Report	3	1	Submitted with RFC Roadway Package	N/A
Final Bridge Geotechnical Report	2	1	Submitted with Final Bridge Package	711.5.2.1
RFC Final Bridge Geotechnical Report	3	1	Submitted with RFC Bridge Package	N/A
Geotechnical Instrumentation Plan	2	1	Submitted prior to installation of the instrumentation	711.4.6
Construction Dewatering Plan	2	1	Submitted prior to installation of dewatering equipment	711.4.5
Geotechnical Subsurface Investigation Plan	2	1	Submitted prior to start of field investigation	711.3.1
Foundation Installation Plan	2	1	Per SCDOT requirements	711.1.1
Foundation Testing Submittals	2	1	Per SCDOT requirements	711.5.4
Temporary Shoring Shop Drawings	2	1	Per SCDOT requirements	N/A
MSE Wall Shop Drawings	2	1	Per SCDOT requirements	N/A

*Levels of Review

Technical Provision 711 - Geotechnical

- 1 1. SCDOT Discretionary Approval (Section 3.1.3 of the Agreement)
- 2 2. SCDOT Review and Comment (Section 3.1.5 of the Agreement)
- 3 3. Submittals not Subject to Prior Review, Comment or Approval (Section 3.1.6 of the Agreement)

4 711.5.1 Preliminary Submittal Packages

5 711.5.1.1 Preliminary Roadway & Bridge Geotechnical Reports

6 The geotechnical reports shall include, but not be limited to, the
7 following:

- 8 A. All items described in Chapter 21 of the SCDOT Geotechnical Design
9 Manual and the latest design memorandums.

10 711.5.2 Final Submittal Packages

11 711.5.2.1 Final Road & Bridge Geotechnical Reports

12 The geotechnical reports shall include, but not be limited to, the
13 following:

- 14 A. All items described in Chapter 21 of the GDM and the latest design
15 memorandums
- 16 B. Design details and Plan notes along with data that are consistent with
17 that shown in the final bridge and road Plans
- 18 C. Contractor's designer shall prepare the required geotechnical bridge
19 and roadway Plan sheets that clearly detail any geotechnical
20 requirements outlined in the reports

21 All soil test boring logs and laboratory testing results shall be provided
22 electronically in both a .PDF file and as a gINT® file. In addition, all
23 CPT and DMT data shall be provided electronically as both a .PDF file
24 and as an Excel® (2010) spreadsheet following the order provided in
25 Sections 6.2.2 and 6.2.3 of the GDM, respectively. As indicated in
26 Section 6.4.1, the results of shear wave velocity (Vs) testing shall be
27 presented as a graph in .PDF and Excel® (2010) spreadsheet formats
28 including the data table.

29 711.5.3 Foundation Testing Submittals

30 Submit to SCDOT an electronic copy of all applicable foundation testing reports
31 for all bridge and roadway structures to include but not limited to shaft load test
32 and pile driving analyzer test reports.

33 **End Section**

1 **714. HYDRAULICS**

2 **714.1 General Requirements**

3 Contractor shall perform all roadway drainage, stormwater, and hydraulic design Work
4 in accordance with TP Section 714. Contractor shall provide all roadway drainage,
5 stormwater, and hydraulic design Work to support design and construction of the Project.
6 The drainage and hydraulics Work generally include:

- 7 A. General Roadway Drainage Design;
- 8 B. Cross-line Pipes and Non-Bridge Sized Culverts;
- 9 C. Ditch Capacity and Stability Analysis;
- 10 D. Storm Sewer Systems (Temporary & Permanent);
- 11 E. Sediment and Erosion Control Design;
- 12 F. Land Disturbance Permitting;
- 13 G. Stormwater Quality Design and Post-Construction Water Quality Treatment;
- 14 H. Best Management Practices;
- 15 I. Bridge-Sized Culvert and Bridge Hydraulic Studies; and
- 16 J. Scour Analysis.

17
18 **714.2 Administrative Requirements**

19 714.2.1 Standards

20 Contractor shall perform all roadway drainage, stormwater, and hydraulic design
21 Work in accordance with the standards, manuals, and guidelines listed in TP
22 Attachment 100-1. The Contractor is responsible for reviewing the design aids
23 available at www.scdot.org; however, the use of the design aids shall not preclude
24 conformance to applicable design criteria as noted in TP Attachment 100-1.

25 The Contractor shall also comply with all Hydraulic Design Bulletins, Roadway
26 Design Bulletins, Preconstruction Memorandums, Preconstruction Advisory
27 Memorandums, Supplemental Specifications, and Supplemental Technical
28 Specifications in effect as of the Final RFP release date.

29 Land disturbance permitting within SCDOT Right-of-Way shall be performed in
30 accordance with the current NPDES General Permit for Stormwater Discharges
31 from South Carolina Department of Transportation construction activities. Each
32 land disturbance permit application shall include at a minimum the requirements
33 in the Stormwater Pollution Prevention Plan Checklist for SCDOT Construction
34 Activities. For land disturbance permitting outside of SCDOT Right-of-Way, the
35 Contractor shall coordinate with SCDHEC **and its successor agencies**, Lexington
36 County, Richland County, and the City of Columbia regarding the application
37 and Submittal requirements.

1 **714.3 Design Requirements**

2 Contractor shall perform all roadway drainage, stormwater, and hydraulic design Work
3 in general conformance with the standards listed in TP Section 714 and industry
4 standards for SCDOT projects. Specific design criteria are noted below for roadway
5 drainage Elements, floodplains and floodways, and sediment and erosion control design,
6 and land disturbance permitting.

7 714.3.1 Roadway Drainage Design

8 714.3.1.1 General

9 Replace 15-inch pipe with minimum 18-inch pipe at all locations where design
10 warrants retaining pipes except for driveways and yard drain connections that
11 meet design standards.

12 If pipes need to be abandoned, remove the abandoned pipe or fill with flowable
13 fill. Note pipe locations that are to be filled with flowable fill on drainage Plan
14 sheets.

15 All new pipes under rigid or flexible pavement shall not encroach into the bottom
16 of the pavement structure and should follow the minimum cover requirements of
17 SCDOT’s Standard Drawings for road construction. Reinforced concrete pipe
18 shall be utilized on all interstate mainlines and ramps where installations are
19 required under the roadway pavement, shoulders, and median areas. The roadway
20 pavement is defined as all Project paved areas, including but not limited to, travel
21 lanes, roadway shoulders, and gutters.

22 Pipes determined to be extended at the existing slope and same orientation,
23 material, and size shall be extended with pipe collars constructed in accordance
24 with SCDOT standard drawings. The Contractor may also remove the existing
25 pipe to the nearest joint and extend the pipe based on the requirements of the
26 SCDOT standard drawings and pipe specifications as long as the joint between
27 the existing and new pipe satisfies all SCDOT requirements. If the extension
28 includes a change in pipe size, orientation, material, slope, etc. the Contractor
29 shall use a manhole or catch basin for the pipe connection.

30 Provide drainage conveyance structures to intercept offsite runoff prior to
31 reaching the toe behind constructed walls. Design the structures to convey the
32 10-year storm event unless the drainage area dictates a larger design storm in
33 accordance with SCDOT standards.

34 At locations where fill height is greater than or equal to ten feet, provide a
35 minimum five-foot buffer between the toe of fill and the nearest top of bank of
36 any proposed sideline ditch or swale except in locations where this buffer requires
37 additional right-of-way or creates impacts to utilities. A detail is included in TP
38 Attachment 714-1.

1 Perform open channel designs, to include ditch capacity and stability analyses on
2 the median, gores, sideline, and outfall ditches within the limits of the Project.
3 When existing ditches are filled in due to new slopes, design and construct means
4 to convey the runoff to an outfall. Provide additional information and analyses
5 for those locations where structures are upsized to verify post conditions will not
6 create nor contribute to adverse downstream impacts. Minimize discharge
7 velocities to non-erosive rates for outfalls to natural drainage ditches and
8 waterways.

9 Gutter spread calculations shall be performed for areas of concentrated flow along
10 curbs, paved gutters, and barriers. Gutter spread calculations shall be based on
11 the applicable SCDOT design storm and account for bypass flow based on the
12 selected inlet type. Gutter spread calculations shall verify the spread is within the
13 allowable limits for the specific roadway studied.

14 The Contractor shall address the potential for hydroplaning within the Project
15 area. Specific points of interest include sag areas, cross-slope transition, ramp
16 tie-ins, and areas with more than four lanes or 48-ft of pavement sloped in the
17 same direction. The Contractor may utilize the Florida Department of
18 Transportation hydroplaning prediction program to evaluate the potential for
19 hydroplaning in critical areas of the Project. The results of the evaluation shall be
20 included in the preliminary and final drainage reports. If the results indicate there
21 is the potential for hydroplaning, the Contractor shall address the design as
22 needed to reduce the hydroplaning potential to a degree acceptable to the SCDOT.

23 The Contractor shall coordinate with CSX Railroad when proposed construction
24 activities will affect the drainage facilities within or across the CSX right-of-way.
25 Post-development discharges and volumes shall be equal to or less than pre-
26 development discharges and volumes for all locations draining to or on CSX
27 right-of-way.

28 Provide a 6-inch asphaltic concrete curb and flume on the low sides of the
29 roadway where fill slopes are greater than 10 feet in height and are steeper than
30 3:1. Use curb detail (5) and placement detail (2) from Standard Drawing 803-105-
31 00. Use flume details from Standard Drawings. Hand shape radius for curb at
32 flumes. Space flumes a maximum of 100 feet as needed, to accommodate
33 drainage for the facility. Provide riprap and geotextile for erosion control under
34 riprap at the toe of the flume. At bridge ends, utilize Standard Drawing 805-325-
35 XX.

36 Underground detention is not allowed.

37 714.3.1.2 Pre- versus Post-Construction Studies

38 Evaluate the pre- and post-developed hydrologic and hydraulic conditions
39 for roadway drainage. Ensure offsite areas that affect the hydraulic

1 systems and outfalls of this Project are accounted for and are assigned
 2 appropriate impervious cover factors depending on hydrologic method.

3 Investigate post-development impacts at all right-of-way outfall locations
 4 to ensure post-development discharges will not create adverse
 5 downstream impacts nor contribute to existing adverse downstream
 6 impacts.

7 In addition to the typical requirements for outfall analysis described in the
 8 Requirements for Hydraulic Design Studies, the Contractor shall note the
 9 design criteria in TP Table 714-1.

10 **TP Table 714-1: Pre- vs Post-Development Design Flow Requirements**

Alignment	Station	Receiving Waterbody	Design Criteria
RD. S-1241	12+75	Tributary to Stoop Creek	No increase in post-development design flows compared to pre-development design flows for all storm events. (See Note 1)
I-20 R1	78+50	Tributary to Saluda River	No increase in post-development design flows compared to pre-development design flows for all storm events. (See Note 2)
BushRiverRampG	5121+50	Tributary to Saluda River	No increase in post-development design flows compared to pre-development design flows for all storm events. (See Note 3)
RD. S-31	78+00	Tributary to Saluda River	No increase in post-development design flows compared to pre-development design flows for all storm events. (See Note 4)
RD. S-1551	9316+75	Stoop Creek	No increase in post-development design flows compared to pre-development design flows for all storm events.
RD. S-1842	9286+50	Stoop Creek	No increase in post-development design flows compared to pre-development design flows for all storm events.
RD. S-1842	9277+45	Tributary to Stoop Creek	No increase in post-development design flows compared to pre-development design flows for all storm events.

11
 12 Note 1: The Contractor shall utilize Tracts 552 and 553 for the
 13 construction of a stormwater basin to satisfy the design criteria provided
 14 in TP Table 714-1. The stormwater basin shall be designed to detain the
 15 flow and store the water volume that results from the loss of capacity to
 16 the existing basin on Tracts 622 and 623. The Contractor shall base the
 17 stormwater design for the pre-development conditions on land use as of
 18 the Setting Date. The Contractor may route runoff from the Project area

1 into the proposed stormwater basin on Tract 552 and 553 if the criteria
2 listed in TP Table 714-1 is satisfied. The stormwater basin shall mitigate
3 design flows to the existing 30” pipe to ensure the 30” pipe will perform
4 in accordance with SCDOT standards. The 30" pipe under Road S-1241
5 (downstream of Tracts 552 and 553) shall be retained. The Contractor
6 shall add riprap protection to the downstream channel and 30” pipe outfall
7 based on SCDOT design criteria.

8 Note 2: The Contractor shall satisfy the design criteria listed in TP Table
9 714-1 or evaluate and mitigate impacts to downstream channels and
10 structures, including but not limited to:

- 11 A. 4 – 48" pipes located immediately downstream of the outfall.
12 B. 48” pipe crossing at Merry Wood Road.

13 Note 3: The Contractor shall satisfy the design criteria listed in TP Table
14 714-1 or evaluate and mitigate impacts to downstream channels and
15 structures, including but not limited to:

- 16 A. Paved ditch and 60” pipe closed drainage located immediately
17 downstream of the outfall.

18 Note 4: The Contractor shall satisfy the design criteria listed in TP Table
19 714-1 or evaluate and mitigate impacts to downstream channels and
20 structures, including but not limited to:

- 21 A. Closed drainage system located on Tract 526 downstream of the
22 outfall.
23 B. Summarize the pre- and post-developed outfall conditions in the
24 drainage design report.

25 714.3.1.3 Crossline Drainage Structures

26 A crossline drainage structure / system includes a single box culvert or
27 pipe as well as multiple / culverts / pipes; in series designed to provide
28 conveyance of stormwater flow through the Project area. Perform
29 hydraulic analyses, to include headwater and tail-water effects, on all
30 crossline and median drainage structures / systems for the appropriate
31 design storm event. Additionally include analyses for the overtopping
32 event and pipes or culverts located in sags. Pipes or culverts crossing
33 multiple alignments shall be designed to the criteria of the highest
34 roadway classification crossed by the pipe or culvert.

35 Any undersized crossline pipes in the Project area shall be replaced or
36 supplemented with an additional crossline for its entire length. Use HY-8
37 for culverts and GEOPAK Drainage or OpenFlows StormCAD or
38 CivilStorm when a crossline is part of a storm sewer system. When using

1 GEOPAK Drainage, cross-lines shall be designed for the appropriate
2 design storm event.

3 New box culverts shall be of continuous size and shape for the length of
4 the box culvert.

5 The maximum allowable deflection without a radius for box culverts
6 proposed, retained, or extended is 15 degrees measured along the
7 centerline of the box culvert. Use a minimum radius of 30 feet for
8 deflection angles greater than 15 degrees for box culvert extensions. The
9 use of drainage structures for altering the culvert alignment, size, or shape
10 is not allowed. A transition structure is permitted if an existing culvert
11 extends off SCDOT right-of-way in the upstream direction. The
12 transition structure should be located near the edge of right-of-way. The
13 design shall provide access for maintenance to any structures used to
14 transition crossline drainage structures. For existing box culverts
15 previously extended with pipes, the existing pipes shall be removed, and
16 the box culvert extended with a box culvert of similar size, shape, and
17 material in accordance with this design criteria. Existing alignment
18 transitions along existing box culverts may be retained if the box culvert
19 satisfies the hydraulic design requirements of the Project and TP Section
20 714. The following exception applies to the above paragraph:

21 A. The existing 4’x4’ box culvert at I-20 Station 206+30 may be
22 extended with a manhole structure and pipe. The manhole may
23 incorporate a drop structure (change in elevation) to address the
24 outfall conditions. The crossline and pipe extension shall satisfy the
25 Project hydraulic design criteria with the exception of providing a box
26 culvert crossline of continued size and shape for the length of the
27 culvert.

28 Pipe crosslines may be extended using appropriate drainage structures in
29 accordance with the Project design criteria. The size of the crossline
30 drainage pipe shall not be reduced through the drainage system. In
31 locations in which drainage structures are required to alter the alignment
32 of the crossline, avoid abrupt changes to flow direction, i.e., 90-degree
33 bends. When drainage structures are used to alter the alignment, the
34 crossline system shall be analyzed to show the hydraulic grade lines meet
35 the hydraulic design requirements of the highest roadway classification
36 for the crossline. The analysis software selected for analysis of each
37 crossline drainage system shall be sufficient to accurately incorporate the
38 existing and proposed geometry and account for all losses (bends,
39 transitions, etc.) within the system.

40 714.3.1.4 Catch Basin Layout / Storm System Design

1 Design new and analyze existing closed-drainage systems with GEOPAK
2 drainage software. Use Type-25 catch basin along new median barriers
3 and along barriers separating travel lanes. Place inlets at staggered
4 stations when a grade separation exceeds eighteen (18) inches or
5 cantilever walls are used. Do not include upstream systems in the designs
6 but do account for the upstream drainage areas at the first inlet that the
7 upstream drainage system ties into. When tying into existing systems
8 flowing off the Project Limits, at a minimum, include one downstream
9 pipe link of the existing system in the design to verify pipe capacity.
10 Design drainage systems to accommodate stormwater runoff from
11 adjacent phases of the Carolina Crossroads Program and the future fourth
12 through lane on I-20, and ensure that inlets and longitudinal pipes are not
13 constructed under future lanes. Provide inlets along barriers or retaining
14 walls to meet spread requirements for future widening conditions. Spread
15 analysis and Type-25 catch basin spacing may be performed using the
16 SCDOT design aids available on the SCDOT website as well as other
17 design aids based on HEC-22 methodologies.

18 When retaining Type-5 and Type-6 catch basins, convert to Type-17
19 (719-017-RX). When retaining Type-7 catch basins, convert to Type-18
20 (719-018-RX). When conversions are not practical, replace them with
21 new structures. Replace all damaged Type-9 catch basins with Drop Inlet
22 Type-112 (719-112-XX) within controlled access locations only. Replace
23 all damaged Type-9 catch basins with Type-9 Ditch Installation (719-009-
24 03) where practical. Replace all other damaged Type-9 catch basins using
25 Type-9 Top Slabs with Integral Throat walls only (719-009-01). Repair
26 or replace damaged inlets such as Drop Inlet (D.I.) 24x24, Type-12 and
27 Type-112. Include notes on drainage Plan sheets indicating retention,
28 removal, replacement, conversion, or adjustment of existing structures
29 within Project Limits. All drainage structures shall be immediately
30 accessible to the final surface grade by either a manhole or grate access.
31 Blind junctions are prohibited in new storm sewer systems. Avoid placing
32 drainage structures under pavement and adjacent to pavement where
33 excavation for maintenance of the structure would impact the pavement
34 structure in roadway sections without curb and gutter. Avoid placing
35 drainage structures in locations where access can only be obtained with a
36 lane closure. In addition to the drainage structures covered in the Standard
37 Drawings, avoid placing drainage structures in locations where access can
38 only be obtained with a lane closure where two different pipe sizes and
39 shapes are connected, such as with collars, headwalls, and bulkheads.

40 At a minimum, allow less than 0.2 cfs bypass flow at the superelevation
41 rollover point (0% cross slope) in the 10-year event.

42 714.3.1.5 Pipe Inspection

1 The Pipe Inspection Summary is included in TP Attachment 714-4. The
2 Contractor shall Implement the alternatives as directed in the column
3 Recommendations for Pipe in the Video Pipe Inspection Summary. Pipes
4 within the Project Limits may be replaced in lieu of repaired. Verify the
5 hydraulic capacity of the pipes. When analyses do not demonstrate
6 compliance with the hydraulic design requirements and other criteria,
7 replace the pipes or make other improvements to the system to achieve
8 compliance. Analyses shall reflect the “n” value for the liner material and
9 any reduction in diameter. Add notes to the Plan sheets for the chosen
10 alternatives when existing pipes are retained.

11 The Contractor is responsible for all costs associated with drainage
12 structure repair / remediation listed in TP Attachment 714-4. The
13 Contractor shall submit shop drawings detailing the drainage structure
14 repair to the SCDOT for review and approval.

15 The Contractor shall perform field and video inspections on retained
16 drainage structures that have not been inspected in accordance with the
17 SCDOT’s Pipe and Culvert Inventory and Inspection Guidelines (2011),
18 with the following exceptions:

- 19 A. Inspect retained pipes 18-inches and greater in diameter using a pipe
20 camera system (no laser).
- 21 B. Inspect retained box culverts via direct measure techniques utilizing a
22 video camera to document condition, jointing, and obstructions.
- 23 C. Perform a condition assessment to evaluate inlets, outlets, joints,
24 cracks, spalling, slope, sediment, debris, efflorescence, and rust
25 staining. Additionally, note all drop inlet structural deficiencies and
26 outfalls in need of regrading for positive drainage or armoring.
- 27 D. If the drainage structure / pipe cannot be accessed without significant
28 MOT operations, the field and video inspections may be performed in
29 the initial stages of construction (prior to the installation of new
30 drainage structures and grading) in the vicinity of the drainage
31 structure / pipe.

32 The Contractor shall prepare an inspection report and summary table for
33 recommended alternatives. Acceptable remedial alternatives are replace,
34 retain and seal, retain and clean, retain and clean and line, or a
35 combination of these. Label one table column ‘Recommendations for
36 Pipe’ as depicted in TP Attachment 714-4 and list the chosen alternatives.
37 Additionally, include a summary of the inlets with structural deficiencies
38 and outfalls that are in need of repair to promote positive drainage. A
39 South Carolina licensed Professional Engineer shall sign the report. The
40 report shall be reviewed and approved by SCDOT before the Submittal of
41 Plans that incorporate the remedial alternative proposed. The review of

1 the report shall follow the same process and timeline as described in TP
2 Section 110.5.

3 For drainage structures inspected after the initiation of construction
4 activities, the Contractor shall submit the inspection report and
5 remediation recommendations 30 days prior to performing installation of
6 new drainage structures, performing repairs, and grading in the vicinity of
7 the drainage structure inspected. Design revisions required based on the
8 inspections and necessary remediation measures shall be documented in
9 a revision to the RFC Plans and will be subject to the Design Change
10 Notification process described in TP 1000, Special Provisions Section
11 104. These design revisions shall not be addressed solely during the As-
12 Built Plan process unless approved by the SCDOT.

13 SCDOT will take the necessary measures to ensure the deficiencies are
14 remediated or rendered harmless. Such measures will include self-
15 performing, retaining a qualified firm, or negotiating a construction
16 change order with the Contractor.

17 714.3.1.6 Temporary Drainage Structures

18 Provide drainage design for each phase of traffic control. Temporary
19 drainage facilities include all culverts, drainage systems, catch basins,
20 ditches, and bridges required to provide proper drainage for existing and
21 new roadways, temporary roads, and detours. The selection of a design
22 storm and design frequency for temporary drainage facilities shall be
23 based on Appendix 17A of the AASHTO Drainage Manual. In addition,
24 design temporary storm drainage systems, as may be required, except at
25 any bridge rehabilitation, bridge widening or bridge replacement
26 locations, using a rainfall intensity of 2 inches/hour and restrict spread to
27 the shoulder width on interstate routes. Design temporary drainage
28 systems at bridge rehabilitation, bridge widening or bridge replacement
29 locations for the 10-year storm event, minimizing the spread to that of
30 existing conditions. Minimize ponding at flood sensitive locations and
31 the low side of barrier walls. Provide a drainage Plan that demonstrates
32 how positive drainage will occur at traffic control staging transition
33 points. Include drainage sheets within each phase of the traffic control
34 Plans to show locations of temporary drainage networks, outfall locations,
35 and temporary drainage details.

36 The following operations shall be addressed in the Traffic Control Plans
37 and Traffic Management Plan:

- 38 A. Any drainage structures requiring open cut of existing roadways
39 within the current traffic pattern at the time of installation.
40 B. Existing, proposed, or temporary sag locations along the roadway
41 profile where drainage may collect within the Project Limits. The

1 methods used to provide positive drainage for these areas shall be
2 addressed.

3 C. Areas of revised grade along the roadway cross sections which may
4 result in temporary low areas which collects stormwater.

5 D. In addition to temporary roadway drainage design, the Contractor
6 shall also provide a narrative plan within the construction Plans for
7 any box culvert or pipe construction in which flow must be maintained
8 during installation.

9 714.3.1.7 Design Coordination – Adjacent Carolina Crossroads Program Phases

10 The Contractor shall note the limits of the Project and tie-ins with adjacent
11 Carolina Crossroads Program phases. The Contractor is required to
12 perform all necessary coordination to ensure the proposed design satisfies
13 the Project design criteria within the Project Limits and does not
14 negatively impact the performance of roadway drainage systems in the
15 adjacent Carolina Crossroads Program phases. The Contractor shall
16 design the Project to meet the following performance requirements:

- 17 A. Phase 1 and Phase 2 of the Carolina Crossroads Program were
18 designed assuming drainage areas within the Project area reflect a
19 20% increase in impervious area. For Phase 3 areas which drain to
20 Phase 1 and Phase 2 drainage systems, the Contractor is required to
21 fully evaluate all downstream roadway drainage systems in Phases 1
22 and 2 to ensure the Phase 1 and Phase 2 roadway drainage systems
23 will meet the SCDOT design criteria for the completion of the Project.
24 If the Contractor determines the Phase 1 or Phase 2 roadway drainage
25 system will not satisfy SCDOT design criteria, the Contractor is
26 required to notify SCDOT immediately and design the Phase 3
27 roadway drainage system to have no increase in post-development
28 design flows compared to pre-development design flows at the
29 connection point to the Phase 1 or Phase 2 roadway drainage system.
30 For Phase 3 areas receiving stormwater from Phases 1 and 2, the
31 Contractor is required to design Phase 3 roadway drainage systems to
32 accommodate the final design and roadway drainage systems within
33 Phases 1 and 2.
- 34 B. In locations along barrier walls or curb and gutter drainage systems,
35 bypass flow from Project areas to any location off of the Project shall
36 be limited to 0.2 cfs. This requirement includes median drainage
37 systems, curb and gutter drainage systems, and any locations adjacent
38 to a barrier wall.

39 714.3.1.8 Bridge End Drainage

40 Bridge end drainage may consist of a single or series of standard concrete
41 flume(s), catch basin(s), or other SCDOT approved methods employed

1 individually or in combination to limit bypass gutter flow onto an erodible
2 surface to 0.20 cubic feet per second. Include calculations showing
3 discharge at each bridge inlet, each end collector, and bypass flow at each
4 end collector in the preliminary stormwater management design report.
5 Do not provide end collectors at locations where the gutter-line is located
6 on the high side of superelevation.

7 714.3.1.9 Water Quality Design

8 Determine the classification of the receiving waterbodies and note
9 downstream impairments based on available data from SCDHEC and its
10 successor agencies. Follow the SCDOT Stormwater Quality Manual
11 (SWQM) when outfalls discharge to 303(d) listed, TMDL, and other
12 sensitive waters. If Permanent Structural Controls are required to address
13 water quality, the Contractor shall implement Standard Application
14 Permanent Structural Controls as noted in the SCDOT SWQM. Exhaust
15 all Standard Application options prior to implementing Limited
16 Application Permanent Structural Controls. Contact the SCDOT
17 Stormwater Manager for assistance in identifying options beyond those
18 listed in the SWQM.

19 714.3.1.10 South Carolina Unit Hydrograph Method

20 The South Carolina Unit Hydrograph (SC UH) Method Applications
21 Manual, which is included in TP Attachment 714-5, can be used for
22 drainage areas from 100 to 640 acres and for smaller drainage areas when
23 routing is necessary.

24 If a watershed is broken up into sub watersheds, each sub watershed
25 should be subdivided based on ASCE Article entitled “Effects of
26 Watershed Subdivision on Peak Discharge in Rainfall-Runoff Modeling
27 in the WinTR-20 Model” which is included in TP Attachment 714-5.
28 Subdivision of a watershed should only be considered if the difference in
29 curve numbers between sub watersheds is greater than 5.

30 The time of concentration should be determined by using methods in the
31 NRCS’s National Engineer Handbook (NEH) Part 630: Hydrology
32 Chapter 15. The recommended method is the NRCS Velocity Method.
33 NEH Chapter 15 Equation 15-9 should be used to calculate the length of
34 sheet flow.

35 The watershed lag method may be used when applicable in areas of the
36 sandhills with high infiltration sands without noticeable channels and in
37 areas with rocky outcroppings or pavements that prevent the formation of
38 channels with flow lengths of 1000 ft. or greater.

1 When using the SC UH method, the minimum time of concentration shall
2 be 6 minutes. Curve numbers should be weighted using the Runoff-
3 Weighted method.

4 Determine peak rate factors using methods in the SC UH Applications
5 Manual for both pre-construction and post construction conditions.

6 When using the SC UH method, precipitation data used for design
7 applications should be based on NOAA's Atlas-14.

8 Application of the SC UH method spreadsheet can be found in TP
9 Attachment 714-6.

10 714.3.2 Bridge Hydraulics

11 ~~Perform hydraulic studies for new and existing bridge structures located along~~
12 ~~the Saluda River using an approved 2D modeling software. Include backwater~~
13 ~~effects from any downstream controls. Refer to the appropriate modeling~~
14 ~~guidance and software reference manuals for proper model development and~~
15 ~~calibration.~~

16 For bridges and bridge-sized culverts that are to be constructed, replaced,
17 widened, or extended over water crossings, ~~not including the Saluda River~~, model
18 the natural, existing, and proposed conditions using the 1-D model HEC-RAS.
19 Include backwater effects from any downstream controls. Refer to the HEC-RAS
20 Reference Manual v4.1 or latest edition for guidance on setting up cross sections
21 and other inputs within the model(s). In addition to the four cross sections
22 described within the manual, include additional cross sections, a minimum of 500
23 feet upstream and downstream, as necessary to achieve a downstream limit where
24 a change in starting water surface elevation will not affect the computed high-
25 water depth at the bridge and the upstream limit extends to the limit of backwater
26 from the bridge caused by the bridge. The hydraulic model can be executed
27 starting at normal depth; then subsequent runs can be started three feet below and
28 above normal depth to see if the model converges before the location of the
29 proposed bridge.

30 ~~For the Saluda River, use the USGS gage at Riverbanks Zoo as the minimum~~
31 ~~downstream limit.~~

32 Summarize the inputs and results. Include, at a minimum, natural, existing,
33 proposed, and FEMA conditions, freeboard, and backwater.

34 The Contractor shall perform the scour analysis for the 100-year and 500-year
35 storms in accordance with SCDOT requirements, SCDOT HDB 2019-3, USGS
36 Scour Envelope Curves, and the latest FHWA's HEC-18 and HEC-20 editions.
37 Abutment scour shall be calculated using the HEC-18 NCHRP 24-20 approach
38 when using the HEC_18 scour method to compare with the USGS Envelope

1 Curves. Plot the 100-year and 500-year total scour lines on the bridge plan and
2 profile sheet.

3 The modeling efforts for all crossings shall demonstrate no adverse impacts to the
4 upstream and downstream properties outside of the SCDOT right-of-way as a
5 result of Project construction. When adverse impacts are unavoidable, the
6 impacted area shall be shown on the Plans and acquired as Additional Right of
7 Way.

8 The Contractor shall evaluate and mitigate for scour by using HEC-14 for bridge-
9 sized culvert structures.

10 The Contractor shall design and construct all bridges consistent with final models
11 that do not demonstrate any adverse impacts and otherwise meet the constraints
12 and performance requirements in this TP Section 714.3.2 and other applicable
13 requirements of the Contract. Refer to the Abutment and Pier Setback detail
14 included in TP Attachment 714-3.

15 **714.3.2.1 Saluda River**

16 Perform hydraulic studies for new and existing bridge structures located along
17 the Saluda River using an approved 2D modeling software. Include backwater
18 effects from any downstream controls. Refer to the appropriate modeling
19 guidance and software reference manuals for proper model development and
20 calibration.

21 For the Saluda River, use the USGS gage at Riverbanks Zoo as the minimum
22 downstream limit.

23 For the new bridges over the Saluda River, the I-26 mainline and I-126 to I-26
24 East flyover bridge lengths may not be decreased and the conveyance opening
25 may not be reduced, compared with the existing I-26 mainline and I-126 to I-26
26 East flyover bridge length and conveyance opening. Piers shall not be placed
27 within the center/thalweg of the channel. For the I-26 mainline bridge, piers shall
28 be aligned with the new I-26 WB Ramp to I-126 bridge piers and set at the same
29 skew. The skew and alignment for the new I-126WB to I-26EB flyover bridge
30 piers may vary from the new I-26 mainline bridge as long as bridge hydraulic
31 design criteria referenced in TP Section 714 have been satisfied.

32 In determining the minimum low chord for the new bridges over the Saluda River,
33 in addition to designing the bridge with a minimum freeboard over the design
34 storm event per the hydraulic design requirements, the low chord shall remain
35 above the water surface elevation produced by a 67,000 cfs discharge at the bridge
36 crossing without pressure flow. Use the latest high-water marks for the Saluda
37 River recorded by the USGS.

1 ~~The Contractor shall evaluate and mitigate for scour by using HEC-14 for bridge-~~
2 ~~sized culvert structures.~~

3 ~~The Contractor shall design and construct all bridges consistent with final models~~
4 ~~that do not demonstrate any adverse impacts and otherwise meet the constraints~~
5 ~~and performance requirements in this TP Section 714.3.2 and other applicable~~
6 ~~requirements of the Contract. Refer to the Abutment and Pier Setback detail~~
7 ~~included in TP Attachment 714-3.~~

8 714.3.2.2 Stoop Creek

9 Hydraulic structures providing conveyance for Stoop Creek through the Project
10 area are considered bridge-sized structures. Perform hydraulic studies for
11 existing and new hydraulic structures using approved methods in the SCDOT
12 Requirements for Hydraulic Design Studies. The Contractor shall utilize the
13 FEMA effective model as best available data for the hydraulic studies.

14 The existing Stoop Creek hydraulic structure under Berryhill Road and I-20 and
15 hydraulic structures at roadway crossings downstream of I-20 may be retained
16 and extended as part of the proposed Project. The Contractor shall design the
17 Project to have no increase in headwater upstream of the hydraulic structures for
18 the 10-year storm, 25-year storm, 50-year storm, and 100-year storm.

19 For the Stoop Creek hydraulic structure under Fernandina Road, I-26, St.
20 Andrews Road, and Berryhill Road (crossing adjacent to I-26), the Contractor
21 shall provide a hydraulic structure that maintains or reduces water surface
22 elevations upstream of I-26 and Fernandina Road for the 10-year, 25-year, 50-
23 year, and 100-year storm.

24 714.3.3 Floodplains and Floodways

25 This Project falls within FEMA Flood Insurance Rate Maps (FIRMs):

- 26 A. 45079C0236L for Richland County dated December 21, 2017.
27 B. 45063C0161J and 45063C0163J for Lexington County dated July 5, 2018.

28 The Project will cross the special flood hazard area associated with the Saluda
29 River. At the I-26 and I-20 bridge crossings, the Contractor shall verify the design
30 will maintain or lower the effective / published base flood elevations along the
31 Saluda River. The Contractor shall design the Project to provide necessary
32 freeboard requirements as defined in TP Section 714. The Contractor shall design
33 the Project to maintain or increase the bridge length and conveyance opening. If
34 necessary, the Contractor shall coordinate with the Lexington and Richland
35 County floodplain administrators to request floodplain management compliance.

36 ~~The project will cross the Special Flood Hazard Area associated with Stoop~~
37 ~~Creek. The contractor is required to design all hydraulic structures associated with~~

1 ~~Stoop Creek in accordance with the SCDOT Requirements for Hydraulic Design~~
2 ~~Studies and the requirements noted in this TP Section 714. If necessary, the~~
3 ~~Contractor shall coordinate with the Lexington and Richland County Floodplain~~
4 ~~Administrators to request floodplain management compliance.~~

5 The Project will cross the special flood hazard area associated with Stoop Creek.
6 Refer to TP Section 714.3.2.2 for specific requirements related to the Stoop Creek
7 hydraulic structures. FEMA floodplain requirements for the Stoop Creek
8 crossings shall be addressed in accordance with SCDOT HDB 2019-4. If
9 necessary, the Contractor shall coordinate with the Lexington and Richland
10 County floodplain administrators to request floodplain management compliance.

11 The Project will cross the special flood hazard area associated with Senn Branch.
12 For Project components (fill, drainage structures, etc.) within the special flood
13 hazard area, the Contractor shall perform the design of the Project components
14 based on the Project design criteria. If necessary, the Contractor shall coordinate
15 with the Lexington County floodplain administrators to request floodplain
16 management compliance.

17 714.3.4 Sediment and Erosion Control Design

18 Develop a Plan to meet the requirements of SCDOT's NPDES Construction
19 Permit SCR160000 for erosion and sedimentation control during construction for
20 the entire Project length. Include inlet structure filters, sediment dams, sediment
21 basins, silt fence, and other Best Management Practices as needed.

22 SCDOT has developed construction Plans for clearing and grubbing of the Project
23 area based on SCDOT's Schematic Design. The construction Plans have been
24 submitted with supporting documentation to SCDHEC **and its successor agencies**
25 to obtain the land disturbance permit coverage for clearing and grubbing only.
26 Refer to TP Section 714.4 for construction requirements associated with the use
27 of the SCDOT developed construction Plans for the clearing and grubbing of the
28 Project.

29 The Contractor shall prepare Plans to address erosion and sediment control during
30 major grading activities as well as final conditions (grading complete). The
31 erosion and sediment control Plan shall note erosion control Best Management
32 Practices which shall be removed or relocated during construction and shall
33 provide a detailed sequence of construction activities for all areas of the Project.

34 714.3.5 Land Disturbance Permitting

35 Prepare the land disturbance permit package(s), to include the Stormwater
36 Pollution Prevention Plan (SWPPP) checklist found in TP Attachment 714-2, and
37 perform the coordination with SCDHEC **and its successor agencies** to obtain the
38 permit. The SCDOT reviews, signs, and submits the package to SCDHEC **and**
39 **its successor agencies**.

1 The Contractor shall coordinate a meeting with the SCDOT's Office of
2 Alternative Delivery's construction manager for this Project, environmental
3 coordinator, and the Hydraulic Support Office stormwater manager to discuss
4 Project segmentation (if applicable) and schedule for land disturbance permitting.

5 **714.4 Construction Requirements**

6 The Contractor shall note specific requirements for permitting, shop drawing Submittals,
7 inspection, etc., noted in TP 1000 Special Provisions and Contract Requirements.
8 Construction requirements include, but are not limited to, the following:

- 9 A. AASHTO Classification A-2-4 soils are allowed for bedding / backfill material for
10 permanent pipe culverts. AASHTO Classification A-2-5 soils are not allowed for
11 bedding / backfill material for permanent pipe culverts.
- 12 B. Reinforced concrete pipe shall be utilized on all interstate mainlines and ramps where
13 installations are required under the roadway pavement, shoulders, and median areas.
14 The roadway limits are defined to be all Project paved Project areas, including but
15 not limited to, travel lanes, roadway shoulders, and gutter structures.
- 16 C. Trenchless pipe installation shall be performed in accordance with TP Section 160
17 and TP 1000, Special Provisions Section 704714.
- 18 D. All exposed ends of drainage structures shall require culvert / pipe end treatment and
19 protection unless otherwise shown on environmental permit exhibits. Pipe end
20 treatment shall be performed in accordance with TP 1000, Special Provisions Section
21 704714.

22 The Contractor may utilize the SCDOT developed clearing and grubbing Plans and
23 associated clearing and grubbing land disturbance permit, asif provided in the TP
24 Attachments 714-7, to perform clearing and grubbing as shown in the Plans approved by
25 SCDHEC and its successor agencies. The Contractor shall assume all liability for Work
26 performed for the clearing and grubbing phase. Work associated with the clearing and
27 grubbing shall be limited to the Work approved by the land disturbance permit. The
28 Contractor is responsible for verification of existing conditions and all design / permitting
29 revisions caused by changes to the existing conditions. The Contractor is responsible for
30 maintaining erosion control measures. The Contractor may utilize areas within the
31 clearing and grubbing permit limits for early utility relocations and other construction
32 activities which do not include grading or changes to flow patterns or land uses.

33 Grubbing activities within Jurisdictional Waters of the U.S. are not permitted under the
34 "Conditional USACE Permit". The Project permit modification authorization as well as
35 all necessary supporting hydrologic and hydraulic information must be submitted to
36 USACE and approved by USACE prior to any proposed impacts to Waters of the U.S.
37 including grubbing activities.

38 **714.5 Deliverables**

39 TP Table 714-2 reflects a list of Deliverables identified in TP Section 714 and is not
40 intended to be an all-inclusive listing of Deliverables. Contractor shall determine and

Technical Provision 714 - Hydraulics

1 submit all Deliverables as required by the Contract Documents, Governmental
 2 Approvals, and the Governmental Entities. At a minimum and unless otherwise specified
 3 in the Contract Documents, Contractor shall submit the following to SCDOT in the
 4 formats described in TP Section 110.5:

5 **TP Table 714-2: Deliverable Summary**

Deliverables	Level of Review*	Number of Copies	Deliverable Schedule	TP Section Reference
		Electronic		
Preliminary Roadway Drainage Design Report	2	1	Submitted with Preliminary Roadway Package	714.5.1
Preliminary Bridge Hydraulic Report	2	1	Submitted with Preliminary Bridge Package	714.5.1
Right of Way Hydraulic Reports	2	1	Submitted with ROW Roadway Package	714.5.2
Final Roadway Drainage Design Report	2	1	Submitted with Final Roadway Package	714.5.3
Final Bridge Hydraulic Design Report	2	1	Submitted with Final Bridge Package	714.5.3
RFC Roadway Drainage Design Report	3	1	Submitted with RFC Roadway Package	N/A
RFC Bridge Hydraulic Design Report	3	1	Submitted with RFC Bridge Package	N/A
Land Disturbance Permit Package	2	1	Prior to Submittal to Governmental Entity	714.3.5

6 *Levels of Review

- 7 1. SCDOT Discretionary Approval (Section 3.1.3 of the Agreement)
- 8 2. SCDOT Review and Comment (Section 3.1.5 of the Agreement)
- 9 3. Submittals not Subject to Prior Review, Comment or Approval (Section 3.1.6 of the Agreement)

10 714.5.1 Preliminary Hydraulic Reports

11 714.5.1.1 Preliminary Roadway Drainage Report

12 Preliminary Roadway Drainage Design Reports shall include, but not be limited
 13 to, the following:

Technical Provision 714 - Hydraulics

- 1 A. Pre/post outfall summaries
- 2 B. HW/D summaries for crosslines
- 3 C. Open channel designs
- 4 D. Address permitting requirements
- 5 E. Field Investigation and Pipe Inspection Report

6 714.5.1.2 Preliminary Bridge Hydraulic Report

7 Preliminary Bridge Hydraulic Design Reports shall include, but not be limited to,
8 the following:

- 9 A. Preliminary hydraulic model design and supporting documentation including
10 Hydrology Data Sheets, the Hydraulic Design and Risk Assessment Form,
11 FEMA Compliance Report and the NEPA Bridge Replacement Scoping Trip
12 Risk Assessment Forms (for each applicable location)
- 13 B. Modeling files and survey data
- 14 C. Address permitting requirements (for each applicable location)

15 NPDES permitting: If permitting is going to be phased, address how Submittals
16 will be phased and anticipated Submittal Schedules.

17 714.5.2 Right of Way Hydraulic Reports

18 Roadway Drainage Design Reports shall include, but not be limited to, the
19 following:

- 20 A. Updates to the preliminary roadway drainage designs
- 21 B. Gutter spread calculations and bridge deck drainage calculations
- 22 C. Geopak drainage or OpenFlows StormCAD or CivilStorm summaries
- 23 D. Storm sewer system profiles for the design storm and the 50-yr event at sag
24 locations
- 25 E. Outlet pipe protection (rip-rap) designs
- 26 F. Sediment and erosion control designs
- 27 G. Water quality and post construction designs
- 28 H. Detention designs and supporting documentation

29 NPDES package shall be provided for review in preparation for Submittal to
30 SCDHEC and its successor agencies/OCRM.

31 714.5.3 Final Hydraulic Report

32 714.5.3.1 Final Roadway Drainage Report

33 Final Roadway Drainage Design Reports shall include, but not be limited to, the
34 following:

- 35 A. Updates to the Right-of-Way hydraulic drainage designs

1 **809. RIGHT OF WAY**

2 **809.1 General Requirements**

3 Contractor shall perform all right of way Work in accordance with TP Section 809.
4 Contractor shall provide all right of way Work to support design and construction of the
5 Project.

6 **809.2 Administrative Requirements**

7 809.2.1 Standards

8 Contractor shall perform all right of way Work in accordance with the standards,
9 manuals, and guidelines listed in TP Attachment 100-1.

10 **809.3 Design Requirements**

11 809.3.1 Right of Way Plan Updates

12 Rights of Way for this Project will be acquired by SCDOT under the Project
13 number P027662 in accordance with Agreement Article 5. Right of Way
14 linework, certifications, and hold-off parcels can be found in the TP
15 Attachments.

16 Contractor shall use the existing and new right of way lines shown in P027662
17 as the basis for right of way lines in Contractor prepared Plans. Contractor-
18 Designated Right of Way and Additional Right of Way shall be coordinated per
19 Agreement Article 5 and the following process:

20 A. Contractor submits Right of Way Design Submittal, per TP Section
21 110.5.9.5, for review.

22 B. Once SCDOT determines that all comments affecting the Project Right of
23 Way are closed in the Right of Way Design Submittal, SCDOT will send a
24 request to the Contractor to transmit Right of Way files through the Electronic
25 Document Management System. The Contractor shall provide the following
26 information within three (3) Business Days of SCDOT’s request:

- 27 1. Alignment file(s) in DGN format.
- 28 2. New Right of Way lines in DGN format.
- 29 3. Plan view/Edge of Pavement/design file(s) in DGN format.
- 30 4. Profile file(s) in DGN format.
- 31 5. Cross Section file(s) in DGN format with GPK cells.
- 32 6. GPK file containing alignments and profiles.
- 33 7. Updated Topo file in DGN format to include any supplemental survey
34 data that was collected by the CONTRACTOR.

Technical Provision 809 – Right of Way

- 1 8. Updated existing property and existing right of way files in DGN format
- 2 to include supplemental survey data that was collected by the
- 3 CONTRACTOR.
- 4 9. Drainage file(s) in DGN format.
- 5 10. Construction Limits and NPDES Limits file(s) in DGN format.
- 6 11. Typical Sections in DGN format.
- 7 12. Bridge Linework.

- 8 C. SCDOT will update right of way linework for P027662 Plans, as well as
- 9 produce ROW exhibits.
- 10 D. SCDOT will transmit right of way linework and ROW exhibits to the
- 11 Contractor for review and concurrence. Contractor will have five (5) Business
- 12 Days to review and provide comments on the files.
- 13 E. After Contractor has reviewed and accepted right of way linework, SCDOT
- 14 will begin the right of way acquisition process.

15 **809.4 Construction Requirements**

16 809.4.1 Right of Way Activity Plan

17 Contractor shall prepare and submit the Right of Way (ROW) Activity Plan prior
18 to NTP 2. Contractor shall submit the ROW Activity Plan to the SCDOT's OVF
19 and it shall include the following:

- 20 A. Establish a clear zone adjacent to properties in which construction equipment
- 21 shall not be operated or parked;
- 22 B. Establish a clear zone for construction to minimize undue impacts or
- 23 hardships;
- 24 C. Establish a method of protecting equipment and property from vandalism or
- 25 unauthorized use;
- 26 D. Provide reasonable and safe access to neighboring residences or businesses
- 27 until such time as the Work is complete; and
- 28 E. Respect for the property rights of landowners of adjacent properties.

29 **809.5 Deliverables**

30 TP Table 809-1 reflects a list of Deliverables identified in TP Section 809 and is not
31 intended to be an all-inclusive listing of Deliverables. Contractor shall determine and
32 submit all Deliverables as required by the Contract Documents, Governmental
33 Approvals, and the Governmental Entities. At a minimum and unless otherwise specified
34 in the Contract Documents, Contractor shall submit the following to SCDOT in the
35 formats described in TP Section 110.5:

1 **TP Table 809-1: Deliverable Summary**

Deliverables	Level of Review*	Number of Copies	Deliverable Schedule	TP Section Reference
		Electronic		
Right of Way Activity Plan	2	1	Prior to NTP 2	809.4.1
Right of Way CAD Files	3	1	Within 3 Business Days of SCDOT request.	809.3.1

2 *Levels of Review

- 3 1. SCDOT Discretionary Approval (Section 3.1.3 of the Agreement)
- 4 2. SCDOT Review and Comment (Section 3.1.5 of the Agreement)
- 5 3. Submittals not Subject to Prior Review, Comment or Approval (Section 3.1.6 of the Agreement)

6 **End Section**

1 **900. SUSTAINABILITY**

2 **900.1 General Requirements**

3 SCDOT is pursuing a targeted ENVISION V3 Gold Level of Award verification and
4 INVEST PROGRAM Gold Rating certification for the Project. SCDOT has identified
5 the Envision V3 credits for the Project in TP Attachment 900-1. The Contractor shall
6 incorporate the requirements to obtain these credits and provide documentation for
7 credits, as required in the Envision Guidance Manual, related to the Contractor’s scope
8 of Work. If the Contractor is not able to meet the criteria and documentation requirements
9 to obtain the credits, Contractor shall submit a Contract Change Request in order to
10 obtain approval from SCDOT to modify the Contract requirements.

11 Contractor shall perform all sustainability Work in accordance with TP Section 900.
12 Contractor shall provide all sustainability Work to support design and construction of the
13 Project.

14 **900.2 Administrative Requirements**

15 **900.2.1 Standards**

16 Contractor shall perform all sustainability Work in accordance with the standards,
17 manuals, and guidelines listed in TP Attachment 100-1.

18 **900.2.2 Sustainability Kick-Off Meeting**

19 Contractor shall attend a sustainability kickoff meeting specific to the Project’s
20 sustainability, INVEST and Envision V3 goals and credit requirements.

21 The sustainability kickoff meeting will be included in the first Project Partnering
22 Meetings scheduled by SCDOT after award of the contract.

23 Contractor shall bring a revised version of the sustainability action plan located
24 in TP Attachment 900-1 to the sustainability kickoff meeting to be reviewed and
25 discussed. Contractor’s revisions shall reflect the name of the Contractor’s
26 responsible person, due date Contractor shall provide documentation, and
27 additional documentation needed to achieve credits.

28 Documentation necessary to meet Envision V3 credit requirements shall be
29 confirmed during the kickoff meeting and shall be made part of the final
30 sustainability action plan.

31 **900.2.3 Sustainability Action Plan**

32 As a component of the environmental management plan, referenced in TP Section
33 160.4.1, the final sustainability action plan shall provide a description of activities
34 related to accomplishing Project Envision V3 requirements, including

1 construction practices and necessary documentation for Envision V3 credits that
2 involve Contractor actions.

3 The sustainability action plan shall also include the following:

- 4 A. Name of Contractor's sustainability point of contact, individual(s) responsible
5 for Envision V3 and INVEST coordination with SCDOT and providing
6 required documentation (Contractor Team).
- 7 B. The sustainability point of contact should be familiar with third-party rating
8 systems and implementation of sustainable design. An ENV SP or
9 sustainability professional is preferred.
- 10 C. Contractor team comments.

11 Some Envision V3 credits are inherent in the Contractor's design and require no
12 further Submittal or documentation. For these credits, the Contractor team shall
13 notify the SCDOT in advance of selection of any specified material or use of any
14 permissible construction methods. Some Envision credits involve material
15 selection and are identified within the appropriate technical specifications.

16 All Work necessary to achieve and document Envision V3 credits, as identified
17 in final sustainability action plan, shall be Contract requirements and shall be
18 incorporated in the Contractor's design of the Project in compliance with the
19 Envision Guidance Manual.

20 900.2.4 Waste Management Plan

21 The waste management plan shall document the Contractor's waste goals for the
22 Project, including any goals needed for Envision V3 credits. This plan shall also
23 describe how the Contractor plans to prevent waste, as well as how the Contractor
24 plans to communicate and educate this plan with personnel working at the Site
25 and any Subcontractors.

26 The waste management plan shall also include the following:

- 27 A. Designated point of contact for implementation and management of the waste
28 management plan for the Contractor.
- 29 B. Designated point of contact for implementation and management of the waste
30 management plan for the Subcontractors.
- 31 C. Procedures documenting how the Contractor will handle waste on Site, and
32 document materials hauled off Site for recycling/waste purposes.
- 33 D. Evaluation of description of the Project's goals.
- 34 E. Breakdown of the material type, disposal method/location, handling
35 procedure, and the percent to be recycled for the materials on the Project.
- 36 F. Recycled Materials Summary Form, which is to be updated throughout the
37 Project.

1 **900.3 Design Requirements**

2 Contractor shall perform all sustainability Work in accordance with TP Section 900.
3 Contractor shall provide all sustainability Work to support design of the Project.

4 **900.4 Construction Requirements**

5 900.4.1 Envision Program Management and Coordination

6 Contractor shall:

- 7 A. Carefully review the contract for Envision V3 requirements, coordinate work
8 of trades, subcontractors, and suppliers; instruct workers related to Envision
9 issues; and oversee Project Envision V3 implementation.
- 10 B. Assemble and retain electronic records to document meeting Envision V3
11 requirements.
- 12 C. Make records available for review by SCDOT or FHWA.
- 13 D. Provide related Plans, reports and documentation according to specified
14 requirements and schedule.
- 15 E. Provide input to SCDOT as SCDOT prepares the Envision V3 verification
16 application for submission to Institute for Sustainable Infrastructure (ISI).
- 17 F. Contractor shall respond to questions and requests from SCDOT and/or
18 SCDOT’s Representative regarding Envision V3 credits for which the
19 Contractor provides documentation or that depend on product selection or
20 product qualities, until ISI has authenticated the Project's Envision V3
21 verification application.

22 900.4.2 Meetings

23 Contractor shall include the Envision V3 update as a topic in the construction
24 progress Meeting Agendas.

25 900.4.3 Completion of Documentation

26 Contractor shall be responsible for providing required documentation for
27 Envision V3 credits to SCDOT for Submittal to ISI for Envision V3 verification
28 at or after 95% design completion and at or after 95% construction completion.

29 After SCDOT has submitted the application to ISI for verification, the Contractor
30 shall be responsible for responding to all comments received by SCDOT from ISI
31 within the required timeframe.

32 Contractor shall keep SCDOT and SCDOT’s Representative apprised of progress
33 during each step of the documentation completion process.

TP 1000

**SPECIAL PROVISIONS AND CONTRACT
REQUIREMENTS**

Table of Contents

SPECIAL PROVISIONS.....	4
(1) SECTION 101: CAROLINA CROSSROADS MANAGEMENT ROLES	4
(2) SECTION 101: STANDARD DRAWINGS	5
(3) SECTION 102: UNIQUE ENTITY ID (SAM) REQUIREMENT FOR ALL PROJECTS	6
(4) SECTION 102: IMMINENT STANDARD DRAWINGS	6
(5) SECTION 102: STANDARD DRAWING ERRATA.....	6
(6) SECTION 103: BONDS AND INSURANCE	9
(7) SECTION 104: CONTRACT CHANGES	9
(8) SECTION 104: BRIDGE MAINTENANCE.....	12
(9) SECTION 105: SCDOT COMPUTER USAGE POLICY	12
(10) SECTION 105: CROSS SLOPE VERIFICATION.....	13
(11) SECTION 105: EXTENDED JOB SITE OVERHEAD:	15
(12) SECTION 105: HOME OFFICE OVERHEAD AND PROFIT.....	15
(13) SECTION 105: EQUIPMENT COSTS	15
(14) SECTION 105: BRIDGE INSPECTION ACCESS	16
(15) SECTION 106: SOURCE OF PRODUCTION OF IRON AND STEEL PRODUCTS AND CONSTRUCTION MATERIALS	16
(16) SECTION 106: SOURCE OF TELECOMMUNICATION AND VIDEO SURVEILLANCE EQUIPMENT	17
(17) SECTION 106: SOURCE OF SUPPLY AND QUALITY OF MATERIALS	17
(18) SECTION 106: PLANT/FABRICATOR INSPECTION	17
(19) SECTION 106: QUALIFIED PRODUCT LISTINGS	17
(20) SECTION 106: SOUTH CAROLINA MINING ACT.....	18
(21) SECTION 107: PROJECT BULLETIN BOARDS.....	18
(22) SECTION 107: FAIR LABOR STANDARDS ACT OF 1938, AS AMENDED	18
(23) SECTION 107: CARGO PREFERENCE ACT REQUIREMENTS	18
(24) SECTION 107: CONTRACT PROVISION TO REQUIRE CERTIFICATION AND COMPLIANCE CONCERNING ILLEGAL ALIENS.....	19
(25) SECTION 107: IRAN DIVESTMENT ACT	19
(26) SECTION 107: APPLICATION OF DAVIS-BACON AND RELATED ACTS TO INDEPENDENT TRUCK DRIVERS AND MISCELLANEOUS CONSTRUCTION ACTIVITIES	20
(27) SECTION 107: REQUIREMENTS FOR FEDERAL AID CONTRACTS WHICH AFFECT SUBCONTRACTORS, DBE HAULERS, MATERIAL SUPPLIERS AND VENDORS.....	20
(28) SECTION 107: DISADVANTAGE BUSINESS ENTERPRISE (DBE) CAROLINA CROSSROADS SPECIAL REQUIREMENTS	21
(29) SECTION 107: LATE DISCOVERY OF ARCHAEOLOGICAL/HISTORICAL REMAINS ON FEDERAL AID PROJECTS AND APPROVAL OF DESIGNATED BORROW PITS.....	21
(30) SECTION 107: SPECIFIC EQUAL EMPLOYMENT OPPORTUNITY RESPONSIBILITIES TRAINING SPECIAL PROVISIONS.....	22
(31) SECTION 107: SCDOT TRADEMARK RIGHTS	24
(32) SECTION 107: NAVIGATION LIGHTS ON BARGES (NIGHTTIME VISIBILITY / SAFETY).....	26
(33) SECTION 108: PARTNERING	26
(34) SECTION 108: EVALUATION OF DELAYS	27
(35) SECTION 109: FUEL ADJUSTMENT INDEXES:	28
(36) SECTION 109: REFERENCES TO UNIT PRICING:.....	28
(37) SECTION 202: REMOVAL OF EXISTING GUARDRAIL:.....	29
(38) SECTION 202: RECLAIMING EXISTING ROADWAY:	29
(39) SECTION 202: STAGED REMOVAL OF EXISTING BRIDGES:	30
(40) SECTION 203: BORROW EXCAVATION:	30
(41) SECTION 203: BORROW EXCAVATION (FOR SHOULDERS):	30

TP 1000 – SPECIAL PROVISIONS AND CONTRACT REQUIREMENTS

(42)	SECTION 203: BORROW PITS:.....	31
(43)	SECTION 204: TEMPORARY SHORING WALL:	31
(44)	SECTION 205: HIGH-STRENGTH GEOTEXTILE FOR EMBANKMENT REINFORCEMENT:	31
(45)	SECTION 205: VIBRATING WIRE DATA COLLECTION CENTERS:	39
(46)	SECTION 205: VIBRO COMPACTION:.....	42
(47)	SECTION 205: DEEP SOIL MIXING (DSM):	45
(48)	SECTION 205: GROUND MODIFICATION – COMPACTION GROUTING COLUMNS:	67
(49)	SECTION 305: MAINTENANCE STONE:	73
(50)	SECTION 401: ASPHALT BINDER ADJUSTMENT INDEX:	73
(51)	SECTION 401: DRESSING OF SHOULDERS:.....	74
(52)	SECTION 401: SURFACE PLANING OF ASPHALT PAVEMENT:.....	74
(53)	SECTION 401: HOT MIX ASPHALT (HMA) QUALITY ACCEPTANCE:.....	76
(54)	SECTION 401: FULL DEPTH ASPHALT PAVEMENT PATCHING:	76
(55)	SECTION 403: RIDEABILITY FOR ASPHALT MIXTURES.....	77
(56)	SECTION 403: WARM MIX ASPHALT – ASPHALT INTERMEDIATE COURSE TYPE B (SPECIAL):	78
(57)	SECTION 410: STONE MATRIX ASPHALT MIXTURES.....	78
(58)	SECTION 413: COLD CENTRAL PLANT RECYCLED MATERIAL:	81
(59)	SECTION 501: ROLLER COMPACTED CONCRETE:	94
(60)	SECTION 501: NONWOVEN GEOTEXTILE INTERLAYER FABRIC:.....	101
(61)	SECTION 503: PORTLAND CEMENT CONCRETE PAVEMENT UNIT COST:.....	103
(62)	DIVISION 600: INTELLIGENT TRANSPORTATION SYSTEM.....	103
(63)	DIVISION 600: MANUAL ON UNIFORM TRAFFIC CONTROL DEVICES:.....	104
(64)	DIVISION 600: EVALUATION OF RETROREFLECTIVITY:	104
(65)	DIVISION 600: MAINTENANCE AND CONTROL OF TRAFFIC	105
(66)	SECTION 605: PERMANENT CONSTRUCTION SIGNS:	113
(67)	SECTION 610: WORK ZONE TRAFFIC CONTROL PROCEDURES:	113
(68)	SECTION 653: RETROREFLECTIVE SIGN POST PANELS:	113
(69)	DIVISION 700: ANTI-GRAFFITI COATING:	114
(70)	SECTION 700: NOISE BARRIER WALLS:	116
(71)	SECTION 701: SAND LIGHTWEIGHT CONCRETE:	118
(72)	SECTION 701: NON-CONFORMING CONCRETE	120
(73)	SECTION 702: MASS CONCRETE PLACEMENT	120
(74)	SECTION 703: GALVANIZED REINFORCED BARS:.....	122
(75)	SECTION 709: POT BEARINGS:	124
(76)	SECTION 709: THERMAL SPRAYED COATINGS (METALLIZATION)	127
(77)	SECTION 710: ENVIRONMENTAL AND WORKER PROTECTION:	128
(78)	SECTION 710: PAINT FOR STRUCTURAL STEEL	132
(79)	SECTION 710: FIELD PAINTING OF STRUCTURAL STEEL (ALUMINUM EPOXY MASTIC PAINT SYSTEM):	133
(80)	SECTION 711: PILE AND DRIVING EQUIPMENT DATA FORM:.....	135
(81)	SECTION 711: GALVANIZED STEEL H PILING AND SWAY BRACES:	135
(82)	SECTION 712: DRILLED SHAFT FORMS:	136
(83)	SECTION 712: POLYMER SLURRY.....	137
(84)	SECTION 713: MECHANICALLY STABILIZED EARTH (MSE) WALLS:.....	137
(85)	SECTION 714: SMOOTH WALL PIPE:.....	138
(86)	SECTION 714: PIPE END TREATMENTS (2/5/2010):.....	140
(87)	SECTION 714: TRENCHLESS PIPE INSTALLATION	143
(88)	SECTION 719: CAST IN PLACE CONCRETE PIPE COLLAR:	143
(89)	SECTION 724: ELASTOMERIC BEARINGS:	143
(90)	SECTION 726: HYDRO-DEMOLITION OF EXISTING SURFACE	144
(91)	SECTION 727: CROSSHOLE SONIC LOGGING OF DRILLED SHAFT FOUNDATIONS:.....	148
(92)	SECTION 805: TL3 TYPE T TANGENT END TERMINALS:.....	148
(93)	SECTION 805: RESETTING GUARDRAIL:.....	148
(94)	SECTION 805: NON-MOW STRIP UNDER GUARDRAIL:	149

TP 1000 – SPECIAL PROVISIONS AND CONTRACT REQUIREMENTS

(95) SECTION 806: REPAIR EXISTING CONTROL OF ACCESS FENCE:.....151
(96) SECTION 806: TEMPORARY BARRIER FENCE FOR ENVIRONMENTAL BOUNDARY:.....151
(97) SECTION 809: RIGHT OF WAY PLAT:151
(98) SECTION 815: ANIONIC POLYACRYLAMIDE FOR EROSION CONTROL:.....152
(99) SECTION 815: EROSION CONTROL MEASURES:.....153

REQUIRED CONTRACT PROVISIONS FEDERAL-AID CONSTRUCTION CONTRACTS156

STANDARD FEDERAL EQUAL EMPLOYMENT OPPORTUNITY CONSTRUCTION CONTRACT SPECIFICATIONS168

GENERAL DECISION NUMBER SC35.....171

SPECIAL PROVISIONS

(1) SECTION 101: CAROLINA CROSSROADS MANAGEMENT ROLES

In recognition of the specially established contract management structure for the Carolina Crossroads Program. The roles of the SCDOT Officials shown in the table below where mentioned in the Contract Documents are re-assigned to the appropriate Carolina Crossroads Official shown.

The Quality Assurance Program (QAP) is comprised of two major components. The acceptance program includes Quality Acceptance (QA) performed by the Contractor’s Independent Quality Firm (IQF) and Owner Verification (OV) performed by SCDOT or SCDOT’s Owner Verification Firm (OVF). The QAP allows the use of IQF’s QA as part of the acceptance program when QA results are verified by OV results performed by SCDOT or SCDOT’s OVF. The independent assurance program consists of Independent Assurance (IA) performed by SCDOT to verify equipment and personnel performing testing as part of the acceptance program. Contractor-performed Quality Control (QC) cannot be used as part of the acceptance program and is not subject to the IA program. The OV, IA and referee functions will only be performed by an SCDOT group or an entity contracted directly by SCDOT. There are six functions identified in the QAP and shown below.

- Contractor Production
- Contractor Quality Control (QC)
- IQF Quality Acceptance (QA)
- SCDOT Owner Verification (OV)
- SCDOT Independent Assurance (IA)
- SCDOT Referee

The role of the SCDOT Resident Construction Engineer (RCE) is now split between the Contractor’s (IQF) and SCDOT’s (OVF). References to the SCDOT RCE involving QA of workmanship and materials as defined in the QAP for Carolina Crossroads will be the responsibility of the Contractor’s Independent Quality Manager (IQM). References to the SCDOT RCE involving contractual decisions that do not obligate SCDOT to time or money will be the responsibility of the SCDOT’s OVF – Resident Engineer (OV-RE). Should there be a disagreement as to the re-assignment of responsibilities of the SCDOT RCE, SCDOT Construction Manager for Mega Projects (CMMP) will make the final determination.

FUNCTION	TRADITIONAL CONTACT PERSON	CONTACT PERSON FOR CCR PHASES
SCDOT QAP Referee		SCDOT’s Materials & Research Group or an independent third-party testing laboratory as appointed by SCDOT’s Office of Materials and Research
SCDOT IA	SCDOT Office of Materials and Research	SCDOT Office of Materials and Research
QC	Contractor	Contractor

TP 1000 – SPECIAL PROVISIONS AND CONTRACT REQUIREMENTS

Contractor QA Testing and Inspecting	RCE	Contractor's IQM
SCDOT matters relating to SCDOT OV	RCE	SCDOT OVF CM/OVTI OV-RE
SCDOT Matters relating to engineering judgment decisions as outlined in the QAP on behalf of the SCDOT Construction Manager for Mega Projects to resolve minor contract Disputes that don't require additional contract time or additional payment	District Construction Engineer (DCE)	SCDOT Owner OVF CM/OVTI Program Engineer OV-PE
Matters typically addressed by SCDOT District Engineering Administrator (DEA)	DEA	SCDOT Construction Manager for Carolina Crossroads (CCRCM)
Matters typically requiring Submittal to or acceptance by SCDOT Bridge Construction Engineer (BCE)	BCE	CCRCM
Matters typically addressed by the SCDOT Director of Construction (DOC)	DOC	SCDOT Construction Alternative Delivery Engineer (CADE)
References to the term "(the) Engineer"	SCDOT State Highway Engineer or duly authorized Representative	SCDOT State Highway Engineer, CCRCM or SCDOT/OVF authorized Representative

(2) SECTION 101: STANDARD DRAWINGS

The Bidders are hereby advised that this Project shall be constructed using the Current Standard Drawings with all updates effective at the time of this letting. For this design-build Project, the time of the letting is the most recent Standard Highway Letting that occurred on or before the Final RFP release date. The Standard Drawings are available for download at <https://www.scdot.org/business/standard-drawings.aspx>. All drawings that are updated are labeled with their effective letting date in red.

All references in the Plans, standard specifications, supplemental specifications, supplemental technical specifications or special provisions to drawings under the previous numbering system (prior to 2007) are hereby updated to the new drawing numbers. Refer to sheets 000-205-01

through 000-205-07 to find new drawing numbers when looking for references to older drawing numbers. “Old sheet numbers” are also visible on the website when using the full set of drawings “current” search and are sortable by clicking the header over the appropriate column on the results page. Be aware that some older drawings now span over multiple pages due to detailing changes.

(3) SECTION 102: UNIQUE ENTITY ID (SAM) REQUIREMENT FOR ALL PROJECTS

The Bidders are advised that the Prime Contractor must register and maintain a current registration in the System for Award Management (<http://sam.gov>) at all times during this Project. Upon registration, the Contractor will be assigned a SAM Unique Entity ID.

The Bidders are also advised that prior to the award of this contract, they MUST be registered, active, and have no active exclusions in the System for Award Management.

(4) SECTION 102: IMMINENT STANDARD DRAWINGS

On the Standard Drawings search page, enter status of Imminent with other fields blank to see a list of upcoming Standard Drawings and their corresponding effective let date. Imminent drawings may be used at any time they are available if approved by the Resident. Follow procedure shown in imminent drawings when noted in this section.

Imminent Drawings will be made available as soon as they are signed.

(5) SECTION 102: STANDARD DRAWING ERRATA

The Bidders are hereby advised that the following note changes apply to the published Standard Drawings.

On sheet **000-205-05**, add the following information under the columns below:

OLD DRAWING NAME	NEW DRAWING NAME
720-905-01 to 720-905-05	720-901-01 to 720-993-32

On sheet **605-005-05 (ver 1-1-2013)**, replace entire text of General Note #4 with the following text:

4. The square footage of sign panels attached to 2½” x 2½” 12-gauge sign support secured to a 3” x 3” 7-gauge breakaway anchor shall not exceed 20 square feet.

On sheet **610-005-00 (ver 5-1-18)** added the following definition to Note 1 of Flagging Operations section:

SIDE ROAD FLAGGER – This flagger is stationed on an intersecting side road and controls the side road traffic entering into the roadway where the work activity area is located.

On sheet **610-005-20 (ver 5-1-18)** added Note 5:

5. When the work proceeds through a “STOP sign controlled” “SIDE ROAD” intersection continue the work operations through the intersection to a specific location point within the “DEPARTURE LANE” no less than 300 FT to 500 FT beyond the limits of the intersection to allow the work train and all portions of the lane closure to clear the intersection.

On sheet **610-005-20 (ver 5-1-18)**

Added dimension “300’-500” for the work activity area after the intersection.

On sheet **610-005-30 (ver 5-1-18)** added Note 5:

5. When the work proceeds through a “STOP SIGN CONTROLLED” intersection continue the work operations through the intersection to a specific location point within the “DEPARTURE LANE” no

less than 300 FT to 500 FT beyond the limits of the intersection to allow the work train and all portions of the lane closure to clear the intersection.

On sheet 610-005-40 (ver 5-1-18) added Note 5:

5. When the work proceeds through a “TRAFFIC SIGNAL CONTROLLED” intersection continue the work operations through the intersection to a specific location point within the “DEPARTURE LANE” no less than 300 FT to 500 FT beyond the limits of the intersection to allow the work train and all portions of the lane closure to clear the intersection.

On sheet 610-005-50 (ver 5-1-18) added Note 5:

5. When the work proceeds through a “TRAFFIC SIGNAL CONTROLLED” intersection continue the work operations through the intersection to a specific location point within the “DEPARTURE LANE” no less than 300 FT to 500 FT beyond the limits of the intersection to allow the work train and all portions of the lane closure to clear the intersection.

On sheet 610-005-60 (ver 5-1-18) Title block changed:

Title block now reads “Flagging Operations – Work Zones Beginning @ Intersections with Two-Lane Two-Way Roadways – Departure Lane.”

On sheet 610-005-70 (ver 5-1-18) Title block changed:

Title block now reads “Flagging Operations – Work Zones Terminating @ Intersections with Two-Lane Two-Way Roadways – Approach Lane.”

On sheet 610-005-80 (ver 5-1-18) Note 6 revised:

6. Dependent upon the location of the work zone in the “Departure Lane” or the “Approach Lane” of the two-lane two-way road, when the work zone progresses to a location that requires conversion from this flagging operation traffic control setup to a standard flagging operation traffic control setup or vice versa, comply with the requirements of Standard Drawing No. 610-005-60 or Standard Drawing No. 610-005-70 as necessary regarding these conversions.

On sheet 610-005-90 (ver 5-1-18) Note 6 revised:

6. Dependent upon the location of the work zone in the “Departure Lane” or the “Approach Lane” of the two-lane two-way road, when the work zone progresses to a location that requires conversion from this flagging operation traffic control setup to a standard flagging operation traffic control setup or vice versa, comply with the requirements of Standard Drawing No. 610-005-60 or Standard Drawing No. 610-005-70 as necessary regarding these conversions.

In Section 714-000 – Pipe Culverts (Permanent) (ver January 2011)

Delete and replace all references to P1 Biaxial Geogrid with B4 Geogrid on all Drawings within this Section of the Standard Drawings.

On sheet 720-305-00 (ver May 2008), delete the entire note directly above main detail:

On sheet 720-405-00 (ver May 2009) Detail 2 replace dimension 2'-6" maximum with:

2'-6" minimum

On sheet 720-901-01 (ver Feb 2015) replace note 5.04 with:

5.04. When a mid-block crossing is required, consider mid-block staggered crossing (720-955-41) to encourage eye contact between the pedestrian and the oncoming traffic. Always angle the stagger so that the pedestrian travels through the refuge facing the oncoming traffic.

On sheet 722-305-00 (ver May 2010) Detail 4 replace note “French Drain see note 21” with:

French Drain see note 4.5.

On sheet 722-305-00 (ver May 2010) table 722-305A, 4th column, change the following:

Delete (SF)

Replace text “up to 36” with “up to 3’X3’ “

Replace text “larger than 36” with “larger than 3’X3’ ”

On sheet 722-305-00 (ver May 2010) change general note 3.3 2nd sentence & Detail 4:

Place Class 2 Type C Geotextile for Erosion Control under riprap as specified in SCDOT Standard Specification.

On sheet 804-105-00 (ver May 2008) Title Block replace text “Rirap (Bridge End)” with:

Riprap (Bridge End)

On sheet 804-105-00 (ver May 2008) Change Note 2: Geotextile Pay Item to:

8048210 Geotextile for Erosion Control under riprap (Class 2) Type C.... SY

On sheet 804-205-00 (ver May 2009) Change Note 2: Geotextile Pay Item to:

8048210 Geotextile for Erosion Control under riprap (Class 2) Type C.... SY

On sheet 804-305-01 (ver Jul 2017) Change Note 4: Geotextile Pay Item to:

8048210 Geotextile for Erosion Control under riprap (Class 2) Type C.... SY

On sheet 804-305-02 (ver Jul 2017) Change Section A: Geotextile Note to:

Geotextile for Erosion Control under riprap (Class 2) Type C

On sheet 804-310-00 (ver Jul 2017) Change Note 3: Geotextile Pay Item to:

8048210 Geotextile for Erosion Control under riprap (Class 2) Type C.... SY

On sheet 805-001-01 Jan 2019 version, replace note 25.06 with:

25.06 FOR PROJECTS THAT SPECIFY PREMASH DEVICES (W-BEAM, TYPE T, TBBC, TYPE B, ETC.) INSTALL W-BEAM RAIL HEIGHT AT 29” +/- 1” (PREVIOUSLY NOTED AS 27.75” +3”/-0”).

On sheet 805-220-00 (ver Jul 2018) replace note 5:

FOR SITES WITH BRIDGES, BOLT GUARDRAIL TO BRIDGE PARAPET AS REQUIRED IN STIFFNESS TRANSITION, AND HOLD FACE OF GUARDRAIL POSITION (TYPICALLY 5'-3" FROM FACE OF CURB) THROUGH STIFFNESS TRANSITION. Make any necessary adjustments to face of guardrail within the LONGITUDINAL BARRIER. INSTALL END TREATMENT so that impact head is beyond the back of sidewalk.

On website, drawings between 805-500-00 and 805-779-99 are reserved as PREMASH standards. Do not value engineer or otherwise substitute PREMASH devices in any location where it has been determined that MASH devices fit and are specified. If MASH devices do not fit Site condition, install PREMASH only upon approval by the Resident Engineer. Note that during MASH

implementation, some PREMASH details may be published with old drawing numbering and a cover sheet that addresses drawing and pay item changes.

On sheets 805-860-xx (05, 10, 15, 20, 24, 30) (ver Jan 2016):

All references to toe drain details are revised to refer to drawing 805-875-10 (correct all notes pointing to drawings 805-895-00 or other incorrect drawing numbers).

(6) SECTION 103: BONDS AND INSURANCE

Bonds and Insurance consists of all Bonds and Insurance required of the Contractor. A maximum allowable amount of 2.0% of the total contract amount will be paid on the first pay estimate after Work begins. If there is a remaining amount of the lump sum price for Bonds and Insurance after payments are made according to the limit above, then the remaining amount will be paid on the final estimate.

If special insurance is required by the contract provisions, such as railroad or coastal insurance, no maximum limit will apply to this bid item.

Item No.	Pay Item	Unit
1032010	BONDS AND INSURANCE	LS

(7) SECTION 104: CONTRACT CHANGES

A. PURPOSE

The purpose of this Document is to establish the responsibilities and procedures for processing Requests for Information (RFI), Design Change Notifications (DCN), Field Change Notifications (FCN), and Contract Change Requests (CCR) after the execution of the contract for SCDOT design-build projects. These actions require review and either acceptance or approval prior to implementation. The timely review and response to Contractor/SCDOT Submittals by the appropriate project officials is imperative to maximize the benefits of design-build contracting and reduce Project Delays.

For Carolina Crossroads, SCDOT RCE indicated below will be defined as the OV-RE. Additionally, the Contractor shall include in the CQMP for SCDOT approval, procedures for Submittal and review of CRs to include format of Submittal forms, which are developed in general accordance with the following CR procedures.

B. DEFINITIONS

The following are the four different types of Contract Requests (CR).

Request for Information (RFI): A written request, typically by the Contractor to SCDOT, requesting clarifications or interpretations of the contract, Plans, and specifications, including input required to resolve discrepancies. An RFI can also be used to obtain concurrence for construction means and methods that differ from traditional practice. In addition, SCDOT may initiate an RFI to the Contractor requesting clarification of means and methods.

Design Change Notification (DCN): A written notification by the Contractor that states changes within the contract requirements are needed to the design after the Plans have been released for construction. These changes to the design will be subject to the same level of quality assurance and quality control reviews as the original design, including SCDOT and Contractor review, respectively.

Field Change Notification (FCN): A written notification by the Contractor to SCDOT to construct the Project differently than shown in the Released for Construction (RFC) Plans, but still within the contract requirements and SCDOT accepted practices. FCNs typically capture minor changes that do not require review and approval from the Engineer of Record (EOR) but will be noted on the As-Built Plans.

Contract Change Request (CCR): A written request to change contract requirements or deviate from SCDOT accepted practices. CCRs shall document all changes to contract time and price. CCRs, if approved, will be processed individually or in groups via a Change Order in SiteManager.

C. PROCEDURES

1. General

- a. Utilize SCDOT CR Form for all RFIs, DCNs, FCNs, and CCRs.
- b. Contractor will submit a form to the SCDOT RCE via ProjectWise, or vice versa, for all RFIs, DCNs, FCNs, and CCRs. FHWA shall be copied on Projects of Division Interest (PoDI).
- c. A sequential Project-specific numbering system should be used for each CR Submittal (e.g. CR-001).
- d. The RCE shall track the review progress for all Documents in real time in a single spreadsheet in ProjectWise. This spreadsheet shall include:
 - 1) The CR number
 - 2) The duration agreed to for review completion
 - 3) The status of each Submittal in each update
 - 4) The Party that is currently responsible for reviewing and responding
- e. Initial review times for each of these Documents will be 10 Business Days, unless otherwise agreed upon by the RCE and the Contractor. Review times may be extended if SCDOT's initial comments are not addressed. The Contractor and RCE are responsible for ensuring all Parties fully understand the magnitude of potential schedule impacts of each Submittal.
- f. If an approved CCR impacts contract time or price, it should be documented expeditiously as a Change Order in AASHTOWare Project (AWP).
- g. If a CR requires revision, it shall supersede all previous Submittals and therefore must include all necessary attachments. A new CR form shall be submitted with the original identification number and applicable revision number (e.g. CR-001-R1).

2. Requests for Information

An RFI may be initiated by the Contractor or SCDOT. RFIs that are internal to the Design-Build Team, i.e. Contractor, should not be tracked by SCDOT.

a. RFIs submitted by the Contractor to SCDOT:

- 1) All RFIs are to be submitted by the Contractor's Project Manager to the RCE using the CR Form. The form and supporting documentation shall be placed in a designated ProjectWise folder that the Contractor, RCE, DOC's Office, and Preconstruction may access. A Bluebeam session may be initiated by SCDOT if multiple reviewers are involved.
- 2) Upon receipt, discipline experts for the Contractor, EOR, or SCDOT may discuss details independently, but any conclusions and supporting information must be documented in a formal response by the RCE utilizing the original CR Form.

b. RFIs sent by SCDOT to the Contractor:

- 1) The RCE will develop the RFI in coordination with SCDOT staff as needed using a mutually agreed upon format and/or form. The RCE will provide all RFIs via a designated ProjectWise folder that the Contractor, RCE, DOC's office, and Preconstruction may access.
- 2) The Contractor will submit the response and supporting information to the RCE in this same ProjectWise folder.
- 3) The RCE will review the Contractor's response and determine whether a separate notification or request is needed.

3. Design Change Notification

- a. The Contractor shall notify the RCE of any design changes being considered on any Documents or Plans that have been released for construction by utilizing CR Form. The Contractor shall clearly identify all proposed changes on CR Form. Supporting the form should be all revised Documents that clearly identify all proposed changes. Supporting documentation shall also include a PDF which utilizes the Bluebeam “Overlay Pages” tool and clearly shows comparison of any revised Plan sheets with the corresponding original Plan sheets. Changes shall be shown in red and deletions shall be shown in green. The form and supporting documentation shall be placed in a designated ProjectWise folder that the Contractor, RCE, DOC’s Office, and Preconstruction may access. A Bluebeam session may be initiated by SCDOT if multiple reviewers are involved.
- b. Once the DCN is reviewed and if all comments are resolved, the RCE will accept the DCN using CR Form and submit to the Contractor along with all necessary attachments. If any SCDOT comments cannot be resolved in accordance with the contract requirements, the DCN will be rejected, and SCDOT will provide an explanation for the rejection and comment on the favorability as a CCR.
- c. Digital and hard copies of revised Plans that will become revised RFC Plans shall be submitted by the Contractor following the procedures outlined in the contract and as agreed to for the original RFC Plans. The Contractor shall provide revised Released for Construction (RFC) Plans after SCDOT accepts the DCN.
- d. The Contractor is to ensure that all parties affected by any design changes and/or Plan revisions receive revised RFC Plans, i.e. Utility Companies, Subcontractors, sub-consultants, railroad company Representatives, etc.

4. Field Change Notification

- a. The Contractor shall notify the RCE of any FCN under consideration utilizing CR Form.
- b. The Contractor shall clearly identify all proposed changes on CR Form and attach all supporting Documents and details needed for SCDOT to fully understand the proposed changes. A Bluebeam session may be initiated by SCDOT if multiple reviewers are involved.
- c. If the FCN does not require any design changes to the RFC Plans, does not violate the contract requirements, and in the opinion of the RCE, complies with SCDOT accepted practices, the RCE will accept the FCN.
- d. If the FCN requires design changes to the RFC Plans, the FCN will be rejected and SCDOT will provide an explanation for the rejection and the need to resubmit as a DCN.
- e. If the FCN violates the contract requirements, the FCN will be rejected and SCDOT will provide an explanation for the rejection and comment on the favorability as a CCR.
- f. If the FCN does not comply with SCDOT accepted practices, the FCN may be accepted or rejected. If rejected, SCDOT will provide an explanation for the rejection and comment on the favorability as a CCR.
- g. The Contractor shall document all SCDOT accepted FCNs as redlines in the As-Built Plans.

5. Contract Change Request

- a. CCRs sent by Contractor to the SCDOT:
 - 1) The Contractor shall submit a CCR to the RCE using Form XXX with sufficient description, information, calculations, justification, and any impacts to cost and time for SCDOT to make an informed decision. The Contractor shall provide the RCE with additional supporting Documents or justification upon request.
 - 2) The RCE is to review the Submittal and seek input from SCDOT discipline experts as needed. A Bluebeam session may be initiated by SCDOT if multiple reviewers are involved.

- 3) Upon concurrence with SCDOT and FHWA staff, the RCE will approve or reject any CCR using CR Form.
 - 4) If the CCR is approved, including any changes to cost and time, a SiteManager Change Order will be issued to the Contractor for review and concurrence.
 - 5) If the CCR is determined to be necessary to the Project but cost and time cannot be agreed upon, SCDOT reserves the right to direct the Contractor to perform the Work under Force Account Procedures in lieu of rejection. Upon completion of the changed Work, a SiteManager Change Order will follow for Contractor review and concurrence.
- b. CCRs sent by SCDOT to the Contractor:
- 1) The RCE shall submit a CCR to the Contractor using Form XXX with sufficient description and information for the Contractor to respond.
 - 2) The Contractor must respond with sufficient information, calculations, and justification for all cost and time changes.
 - 3) The RCE is to review the response and seek input from SCDOT discipline experts as needed. A Bluebeam session may be initiated by SCDOT if multiple reviewers are involved.
 - 4) Upon concurrence with SCDOT and FHWA staff, the RCE will approve or reject any cost or time changes associated with the CCR using CR Form.
 - 5) If the CCR is approved, including any changes to cost and time, an AWP Change Order will be issued to the Contractor for review and concurrence.
 - 6) If the CCR is determined to be necessary to the Project but cost and time cannot be agreed upon, SCDOT reserves the right to direct the Contractor to perform the Work under Force Account Procedures in lieu of rejection. Upon completion of the changed Work, an AWP Change Order will follow for Contractor review and concurrence.

(8) SECTION 104: BRIDGE MAINTENANCE

The Contractor shall be responsible for maintenance and repair of the existing bridge decks on the bridges within the Project limits for the Term of the Project. The Contractor shall make repairs to the I-126 WB flyover bridge to I-26 EB immediately upon issuance of NTP 2 in specific locations directed by the SCDOT Construction Manager for Carolina Crossroads. Provide temporary lane closures for assessment of the deck and marking of patch locations. Maintenance responsibility for all bridges and structures will begin upon issuance of NTP 2

Perform partial depth repair as directed by the SCDOT Construction Manager for Carolina Crossroads in conformance with TP Attachment 700-8. The SCDOT Construction Manager for Carolina Crossroads will determine the time allowed for completing a repair depending on the significance of the repair needed not to exceed 48 hours. If repairs are not completed within timeframe specified by the SCDOT Construction Manager for Carolina Crossroads, Liquidated Damages will be assessed in accordance with Agreement Section 19.9.5.

The Contractor's bid shall include 3,333 square yards of partial depth concrete deck patching which are intended to apply to the full Term of the Project and all existing bridge deck repairs that may be needed throughout the Project area. If more than the estimated square yards of patching are required by SCDOT, the Contractor will be paid a unit price of \$1500 per square yard of partial depth patching. If less than the estimated square yards of patching are required by SCDOT, the Contractor shall reimburse SCDOT for the quantity of partial depth patching that was not needed. Reimbursement will be paid to SCDOT at a unit price of \$1500 per square yard of partial depth patching.

(9) SECTION 105: SCDOT COMPUTER USAGE POLICY

The consultant and its designated employees, as well as any Subcontractors and subconsultants of any tier, having access to SCDOT electronic data, is required to follow SCDOT's Acceptable Computer Usage Policy (http://www.dot.state.sc.us/pdf/departamental_directives/updated/DD37.pdf) which establishes

guidelines for acceptable use and confidentiality of SCDOT’s information for data entry into SCDOT’S computer system; provided that the section of the Policy pertaining to SCDOT’s right to inspect any users email at any time is qualified to reserves unto SCDOT the right to inspect consultant, Subcontractor or subconsultant emails that are SCDOT business related, including emails that are related to the services with which consultant is under contract.

The consultant and its designated employees, as well as any Subcontractors and subconsultants of any tier, having access to SCDOT electronic data, is required to also follow SCDOT’s IT Security Policy (http://www.dot.state.sc.us/pdf/IT_Security_Policies_09042012.pdf), which sets forth SCDOT IT Security Policy including Network Security Policy, Network Access and Authentication Policy, Physical Security Policy, Backup Policy, Incident Response Policy, Corporate Security Policies, VPN Site-to-Site Policy, Wireless Access Policy, Remote Access Policy, Confidential Data Policy, Guest Access Policy, Third Party Connection Policy, Outsourcing Policy, and Mobile Device Policy; the South Carolina Act 190 of 2008; the Financial and Identity Theft Protection Act; and the Personal Financial Security Act. Prior to access to the SCDOT network, each Person designated by the consultant is required to sign an acknowledgment of the DD37 policy requirements.

The consultant’s obligations with respect to the provisions of computer use and data confidentiality shall survive termination or expiration of the contract. Without limiting any rights SCDOT may have, and notwithstanding any other Term of this contract, the consultant agrees that SCDOT may have no adequate remedy at Law for a breach of the consultant’s obligations under this clause and therefore SCDOT shall be entitled to pursue equitable remedies in the event of a breach.

Consultant is responsible for ensuring that it, as well as any Subcontractors and subconsultants of any tier, having access to SCDOT electronic data, is required to manage and reduce risk by employing and using good cyber threat preventative measures. Consultant, Subcontractors and subconsultants shall use the National Institute of Standards and Technology’s Risk Management Framework (NIST RMF) as its cybersecurity framework or use other comparable frameworks and standards for cyber security protection. consultant shall insert a NIST RMF or equivalent framework requirement provision in all Subcontracts for this Project which require or allow a subconsultant or Subcontractor to have access to SCDOT data. consultant shall provide SCDOT, upon request, third-party certifications to verify implementation of an industry recognized cyber security framework during the Project. Other comparable cyber security frameworks include: NIST RMF; NIST CSF; ISO IES 27001/ISO 27002; SOC 2; IASME Governance; CIS Controls version 7; COBIT 5; FedRAMP; HIPAA; GDPR; FISMA; NERC CIP; HITRUST CSF.

(10) SECTION 105: CROSS SLOPE VERIFICATION

A. DESCRIPTION

The cross slopes of the roadway are to be constructed as described in the RFP and within the tolerances listed in this specification. It is the responsibility of the Contractor to ensure that the roadway cross slopes meet the requirements of the RFP and this specification.

B. CALCULATING CROSS SLOPE

The cross slope of a travel lane in the cross section view is the ratio or percent based on the change in horizontal compared to the change in vertical. Cross slope is calculated by subtracting the difference in elevation between the two edges of the travel lane and dividing this difference by the lane width. For example, a typical 48:1 Normal Crown (NC) pavement cross slope is calculated as -0.0208 ft/ft or -2.08% for a 12-foot lane.

C. ACCEPTABLE TOLERANCES OF CROSS SLOPES:

Tolerance Level 1 for cross slopes shall be ± 0.00174 ft/ft of the design cross slopes.

Tolerance Level 2 for cross slopes shall be ± 0.00348 ft/ft of the design cross slopes.

D. FINAL PAVEMENT CROSS SLOPE VERIFICATION:

Verify cross slopes along all interstate mainline lanes.

TP 1000 – SPECIAL PROVISIONS AND CONTRACT REQUIREMENTS

Calculate the pavement cross slopes after placing the final surface (prior to OGFC if specified). Verify that the correct cross slopes have been obtained. Elevation data is to be collected at the edge of each travel lane perpendicular to the roadway centerline at the following locations:

1. Even 100-foot stations in tangent sections and even 50-foot stations in curves
2. Begin and end of superelevation, flat cross slopes within superelevation transition, remove crown, begin and end of maximum superelevation, PC's, and PT's
3. Cross slopes on begin and end of bridges

Submit to the RCE a summary of the final pavement measurements. The data submitted for review shall include the following information for each travel lane:

Station	LETL Elevation	RETL Elevation	Lane Width	Calculated X-slope	Plan X- slope	Deviation	Tolerance Level
---------	-------------------	-------------------	---------------	-----------------------	------------------	-----------	--------------------

1. Station
2. Left Edge of Travel Lane Elevation (LETL) in ft
3. Right Edge of Travel Lane Elevation (RETL) in ft
4. Lane width in ft
5. Calculated cross slope in ft/ft
6. Plan cross slope in ft/ft
7. Deviation between calculated cross slope and Plan cross slope
8. Tolerance Level (1, 2, or out of tolerance)

Areas outside of **Tolerance Level 1 and within Tolerance Level 2** will be subject to review by the RCE and the DCE. The DCE will either require corrective measures at the Contractor's expense or will provide a memo of acceptance with a pay reduction.

Areas outside of **Tolerance Level 2** will be subject to review by the DCE and the Director of Construction. The Director of Construction will either require corrective measures at the Contractor's expense or will provide a memo of acceptance with a pay reduction.

E. PERFORMANCE ADJUSTMENTS:

For Final Pavement Measurements within **Tolerance Level 1**, no pay adjustment will be made.

For Final Pavement Measurements outside of **Tolerance Level 1**, the DCE will either require corrective measures at the Contractor's expense or will provide a memo of acceptance with a pay reduction of \$200/100' for each travel lane over the length of the section. The section length(s) will be determined as follows:

The beginning of each section will be halfway between the first point outside Tolerance Level 1 and the previous (adjacent) point within full compliance. The end of each section will be halfway between the last point outside Tolerance Level 1 and the adjacent point which is within full compliance. The minimum section length will be 100 feet. This amount will be deducted from monies due for pavement mixes.

For Final Pavement Measurements outside of **Tolerance Level 2**, the DOC will either require corrective measures at the Contractor's expense or will provide a memo of acceptance with a pay reduction of \$300/100' for each travel lane over the length of the section. (This pay reduction will be in addition to the \$200 pay reduction for being outside of Tolerance Level 1.) The section length(s) will be determined as follows:

The beginning of each section will be halfway between the first point outside Tolerance Level 2 and the previous (adjacent) point within Tolerance Level 2. The end of each section will be halfway

between the last point outside Tolerance Level 2 and the adjacent point which is within Tolerance Level 2. The minimum section length will be 100 feet. This amount will be deducted from monies due for HMA mixes.

F. AS-BUILT PLAN SHEETS AND ELECTRONIC DELIVERABLES

After any Performance Adjustments have been settled, provide final pavement cross sections on full size (22" x 36" or 22" x 34" for OpenRoads Designer) Plans sheets and submit to the RCE for inclusion in the As-Built Plans. Include the final disposition of cross slopes outside of the specified tolerances (i.e. corrected survey data, memo of acceptance from DOC, etc).

The As-Built construction Plans should include the following:

1. Control points, horizontal alignment, and stationing used to construct the Project
2. Superelevation with horizontal curve data
3. Cross sections as defined in the Final Pavement Cross Slope Verification section
4. Corresponding electronic files to include all files used to develop the survey for the Project, all files used to verify the cross slopes for the Project, superelevation calculations, and any MicroStation CADD files that pertain to the cross sections
5. All MicroStation resource files used by the Project's workspace. Especially any MicroStation files that would supplement the ability to view and print files correctly such as reference files, plot configuration files, pen tables, font libraries, custom linestyle libraries, and cell libraries.

(11) SECTION 105: EXTENDED JOB SITE OVERHEAD:

Delete Paragraph 1, item D of Subsection 105.16.5 of the Standard Specifications and replace it with the following:

D. Extended Jobsite Overhead as determined by the formula set forth below:

$$D = A \times C / B$$

Where: A = Original Contract Amount

B = Original Contract Time

C = 78%

D = Extended Jobsite Overhead rate per calendar day for compensable Delays

(12) SECTION 105: HOME OFFICE OVERHEAD AND PROFIT

Delete Paragraph 1, item E of Subsection 105.16.5 of the Standard Specifications and replace it with the following:

E. An additional 12% of the total of items A, B, C, and D above, for home office overhead and profit; however, this amount will not exceed the anticipated margin for home office overhead and profit provided for in the Contractor's original bid. Additionally, home office overhead margins paid to the Contractor included in Change Orders are considered as partial or final compensation for these costs.

(13) SECTION 105: EQUIPMENT COSTS

Delete Paragraph 2 of Subsection 105.16.5 of the Standard Specifications and replace it with the following:

For purposes of computing extra equipment costs, rates used are based on the hourly rental rates as shown in the Rental Rate Blue Book published by DATAQUEST, Inc., which are in effect on the

date of the Relief Event. Equipment rates will not be allowed in excess of those in the Rental Rate Blue Book with the appropriate adjustments noted in Subsection 109.5. The stand-by rate is 50% of the operating rate.

(14) SECTION 105: BRIDGE INSPECTION ACCESS

A. DESCRIPTION:

The Contractor shall cooperate with and allow SCDOT personnel or their designee’s access to all existing bridges within the Project Limits to perform periodic bridge condition evaluations. The purpose is to ensure that SCDOT complies with National Bridge Inspection Standards (NBIS) requirements. These evaluations may include routine, underwater, fracture critical, or special inspections. The Department or their designee shall give two weeks’ Notice to the Contractor of planned inspections. The Contractor shall schedule construction activities to allow unimpeded access to such bridges during NBIS Inspections.

The Contractor shall notify the RCE four weeks prior to opening any new, widened, stage constructed or rehabilitated bridge to traffic to allow an initial bridge condition evaluation, an inventory inspection and an inventory underwater inspection (if needed). The Contractor shall perform all repairs necessary to correct deficiencies noted in the condition evaluation report. Bridges, to include temporary bridges, should not be opened to traffic prior to completion of the NBIS Inspection(s).

(15) SECTION 106: SOURCE OF PRODUCTION OF IRON AND STEEL PRODUCTS AND CONSTRUCTION MATERIALS

January 1, 2023

Delete Subsection 106.11 of the Standard Specification in its entirety and replace with the following:

- 1 All iron and steel permanently incorporated into federal-aid projects must be produced in the United States. All manufacturing processes, from the initial melting stage through the application of coatings, must occur in the United States. When steel and iron materials are used in a project, the requirements of this section do not prevent a minimal use of foreign steel and iron materials if the cost of such materials used does not exceed one-tenth of one percent (0.1 percent) of the total contract cost or \$2,500, whichever is greater. For purposes of this paragraph, the cost is that shown to be the value of the steel and iron product. The RCE must approve the use of any foreign steel or iron materials prior to incorporation into the Project. Proper tracking of the foreign materials must be done to the satisfaction of the RCE to ensure the maximum allowance is not exceeded.

- 2 A material certification (one per shipment) certifying compliance with this Supplemental Specification must be submitted to the RCE prior to incorporating any steel and iron materials into the Project. This includes certification of steel and iron components of manufactured products (i.e., steel wire mesh or steel reinforcing components of a precast reinforced concrete pipe).

- 3 All construction materials permanently incorporated into federal-aid projects must be produced in the United States. All manufacturing processes must occur in the United States and include at least the final manufacturing process and the immediately preceding manufacturing stage for the construction material. “Construction materials” includes an article, material, or supply that is or consists primarily of:
 - non-ferrous metals;
 - plastic and polymer-based products (including polyvinylchloride, composite building materials, and polymers used in fiber optic cables);
 - glass (including optic glass);
 - lumber; or
 - drywall.

Cement and cementitious materials; aggregates such as stone, sand, or gravel; or aggregate binding agents or additives are excluded from this requirement. There is no minimum use allowance of foreign construction materials.

- 4 Any construction material permanently incorporated into a federal-aid project must have a material certification certifying compliance with this Supplemental Specification, submitted to the RCE prior to incorporation into the Project unless the material is already identified as meeting this Supplemental Specification for federal-aid projects on a Qualified Product List (QPL).

(16) SECTION 106: SOURCE OF TELECOMMUNICATION AND VIDEO SURVEILLANCE EQUIPMENT

In accordance with 2 CFR 200.216, Contractors, in the performance of this Contract, are prohibited from procuring or obtaining telecommunication or video surveillance equipment, services, or systems produced by:

- Huawei Technologies Company or ZTE Corporation (or any subsidiary or Alt of such entities).
- Hytera Communications Corporation, Hangzhou Hikvision Digital Technology Company, or Dahua Technology Company (or any subsidiary or affiliate of such entities).

(17) SECTION 106: SOURCE OF SUPPLY AND QUALITY OF MATERIALS

Delete Paragraph 3 of Subsection 106.1 of the Standard Specifications and replace it with the following:

“When materials, components, or Elements that are not specifically covered in the Standard Specifications, Supplemental Specifications, Supplemental Technical Specifications, or Project Special Provisions are proposed to be incorporated into the Work, submit to the RCE a specification covering the proposed material, component, or Element for review and acceptance prior to incorporating it into the Work. Ensure that such materials, components, or Elements meet the requirements of the AASHTO specifications that were effective as of the date of the Final RFP. If the materials, components, or Elements are not covered in the AASHTO specifications, ensure that they meet the requirements of the ASTM specifications that were effective as of the date of the Final RFP. Submission of a specification for a material, component, or Element not covered in the Standard Specifications, Supplemental Specifications, Supplemental Technical Specifications, or Project Special Provisions does not guarantee approval for use on the Project.”

(18) SECTION 106: PLANT/FABRICATOR INSPECTION

Subsection 106.4, **Plant Inspection**, of the Standard Specifications shall be amended with the following:

Change the subsection title to **Plant/Fabricator Inspection** and add the following sentence after the first sentence:

“Provide 14 calendar days written Notice to the Materials and Research Engineer prior to beginning fabrication Work for Department projects.”

(19) SECTION 106: QUALIFIED PRODUCT LISTINGS

All references to “Approval Sheet” or “Approval Policy” are to be replaced with “Qualified Products Listings (QPL)” and “Qualified Products Policies (QPP)” respectively. This change includes all references in the SCDOT Standard Drawings, SCDOT Standard Specifications, SCDOT Supplemental Specifications, SCDOT Special Provisions, SCDOT Supplemental Technical Specifications, SCDOT Internet and Intranet websites, and all other Documents produced by SCDOT.

(20) SECTION 106: SOUTH CAROLINA MINING ACT

The South Carolina Mining Act Supplemental Specification dated March 20, 2003, is hereby modified as follows:

Paragraph 9 is hereby deleted and replaced with the following:

The deputy secretary for engineering, or his duly appointed Representative, will make a final inspection of the reclaimed area and keep a permanent record of his approval thereof. A map or sketch providing the location and approximate acreage of each pit used on the Project will be provided to the resident construction engineer for inclusion in the final Plans.

The last paragraph is hereby deleted and replaced with the following:

The Contractor shall comply with the provisions of the Plan that are applicable to the Project as determined by the engineer. Seeding or other Work necessary to comply with the Plan on pits furnished by the Contractor shall be at the expense of the Contractor. Seeding shall be in accordance with SC-M-810 (latest version) which can be found at http://www.scdot.org/doing/road_SupTechSpec.aspx.

(21) SECTION 107: PROJECT BULLETIN BOARDS

In accordance with the Required Contract Provisions Federal-Aid Construction Contracts Section II, Item 3, Part d, add the following:

Single Location Projects – On projects in which work is performed at a single location (such as bridge replacement projects, two-lane to five-lane widening projects, etc.), mount the project bulletin board in a permanent location within the Project Limits so that it is visible and accessible at all times.

Multiple Location Projects – On projects in which work is being performed or has the capability of being performed at multiple locations (such as resurfacing projects, pavement marking projects, etc.), display a portable bulletin board with at least one of the prime Contractor's work crews. If the prime Contractor is not performing work, display the portable bulletin board with at least one of the subcontractor's work crews. Display the portable bulletin board in a location and a manner that is acceptable to the RCE. Notify the RCE and all Subcontractors as to the location of the portable bulletin board. On resurfacing projects, mount an additional project bulletin board in a permanent location at the asphalt plant supplying asphalt mix to the project so that it is visible and accessible at all times.

(22) SECTION 107: FAIR LABOR STANDARDS ACT OF 1938, AS AMENDED

Attention is directed to this Federal Legislation, which has been enacted into Law. The Contractor will be responsible for carrying out all of the provisions of this legislation, which may affect this contract.

(23) SECTION 107: CARGO PREFERENCE ACT REQUIREMENTS

A. Use of United States-flag vessels – General Provisions:

"(1) Pursuant to Pub. L. 664 (43 U.S.C. 1241(b)) at least 50 percent of any equipment, materials or commodities procured, contracted for or otherwise obtained with funds granted, guaranteed, loaned, or advanced by the U.S. Government under this Agreement, and which may be transported by ocean vessel, shall be transported on privately owned United States-flag commercial vessels, if available.

"(2) Within 20 days following the date of loading for shipments originating within the United States or within 30 working days following the date of loading for shipments originating outside the United States, a legible copy of a rated, 'on-board' commercial ocean bill-of-lading in English for each shipment of cargo described in paragraph (A)(1) of this section shall be furnished to both the

Contracting Officer (through the prime Contractor in the case of Subcontractor bills-of-lading) and to the Division of National Cargo, Office of Market Development, Maritime Administration, Washington, DC 20590."

- B. Use of United States-flag vessels - The Contractor agrees:
- "(1) To utilize privately owned United States-flag commercial vessels to ship at least 50 percent of the gross tonnage (computed separately for dry bulk carriers, dry cargo liners, and tankers) involved, whenever shipping any equipment, material, or commodities pursuant to this contract, to the extent such vessels are available at fair and reasonable rates for United States-flag commercial vessels.
- "(2) To furnish within 20 days following the date of loading for shipments originating within the United States or within 30 working days following the date of loading for shipments originating outside the United States. a legible copy of a rated, 'on-board' commercial ocean bill-of-lading in English for each shipment of cargo described in paragraph (B)(1) of this section to both the Contracting Officer (through the prime Contractor in the case of Subcontractor bills-of-lading) and to the Division of National Cargo, Office of Market Development, Maritime Administration, Washington, DC 20590.
- "(3) To insert the substance of the provisions of this clause in all Subcontracts issued pursuant to this contract."

(24) SECTION 107: CONTRACT PROVISION TO REQUIRE CERTIFICATION AND COMPLIANCE CONCERNING ILLEGAL ALIENS

By submission of this bid, the bidder as the prime Contractor does hereby agree:

- A. to certify its compliance with the requirements of Chapter 14 of Title 8 of the S.C. Code of Laws regarding Unauthorized Aliens and Public Employment;
- B. to provide SCDOT with any documents required to establish such compliance upon request; and
- C. to register and participate and require agreement from Subcontractors and sub-Subcontractors to register and participate in the federal work authorization program to verify the employment authorization of all new employees, or to employ only workers who supply the documents required pursuant to S.C. Code 8-14-20(B)(2).

(25) SECTION 107: IRAN DIVESTMENT ACT

By submission of this bid/Proposal, the bidder/Proposer as the prime Contractor/consultant/vendor does hereby certify his compliance to the following:

- A. CERTIFICATION: (a) The Iran Divestment Act List is a list published pursuant to Section 11-57-310 that identifies persons engaged in investment activities in Iran. ~~Currently, the list is available at the following URL: <http://procurement.sc.gov/PS/PS-iran-divestment.phtm>.~~ Section 11-57-310 requires the government to provide a Personninety days (90) written Notice before he is included on the list. The following representation, which is required by Section 11-57-330(A), is a material inducement for the SCDOT to award a contract to you. (b) By signing your Offer, you certify that, as of the date you sign, you are not on the then-current version of the Iran Divestment Act List. (c) You must notify the SCDOT immediately if, at any time before posting of a final statement of award. You are added to the Iran Divestment Act List.
- B. ONGOING OBLIGATIONS: (a) You must notify SCDOT immediately if, at any time during the contract Term, you are added to the Iran Divestment Act List. (b) Consistent with Section 11-57-330(B), you shall not contract with any Person to perform a part of the Work, if, at the time you enter into the Subcontract, that Person is on the then-current version of the Iran Divestment Act List.
- C. OPTION TO RENEW RESTRICTION: Contractor acknowledges that, unless excused by Section 11-57-320, if the Contractor is on the then-current Iran Divestment Act List as of the date of any contract renewal, the renewal will be void ab initio.

(26) SECTION 107: APPLICATION OF DAVIS-BACON AND RELATED ACTS TO INDEPENDENT TRUCK DRIVERS AND MISCELLANEOUS CONSTRUCTION ACTIVITIES

June 13, 1990

A. The Davis-Bacon and Related Acts apply when:

1. A Contractor or Subcontractor hires a trucking firm or fleet of trucks to haul materials from a plant, pit, or quarry, which has been established specifically to serve (or nearly so) a particular project or projects covered by Davis-Bacon and Related Acts.
2. A Contractor or Subcontractor hires a trucking firm or fleet of trucks to haul material from a non-commercial stockpile or non-commercial storage site outside the limits of the project to the project site.
3. A Contractor or Subcontractor hires a trucking firm or fleet of trucks to haul excavated materials away from a Davis-Bacon covered project.
4. A Contractor or Subcontractor rents or leases equipment with an operator to perform work as called for under a Davis-Bacon construction contract.
5. A common carrier is used for the transportation of materials from an exclusive material supply facility to fulfill the specific need of a construction contract.

The fleet owner is not considered a Subcontractor with regard to the 70% Subcontracting limitations and would not have to be approved as a Subcontractor. However, payrolls must be submitted by truck fleet owner covering the truck drivers, and all requirements such as predetermined wages, overtime, etc., are applicable. Legitimate owner-operators (truck owner driving his own truck) must appear on the payroll by name and notation "truck Owner Operator" with no hours, etc. shown.

B. The Davis-Bacon and Related Acts do not apply when:

1. A Contractor or Subcontractor hires a trucking firm or fleet of trucks to haul materials from a commercial plant, pit, or quarry which had previously been established for commercial use and regularly sell materials to the general public.
2. A Contractor or Subcontractor hires a trucking firm or fleet of trucks to haul materials from an established commercial plant, pit, or quarry to a stockpile outside the limits of the project.
3. Bona fide owner-operators of trucks, who are independent contractors, use their own equipment to haul materials to or from or on a Davis-Bacon covered project. (One man-One truck)

The fleet owner is not considered a Subcontractor with regard to the 70% Subcontracting limitation and would not have to be approved as a Subcontractor.

(27) SECTION 107: REQUIREMENTS FOR FEDERAL AID CONTRACTS WHICH AFFECT SUBCONTRACTORS, DBE HAULERS, MATERIAL SUPPLIERS AND VENDORS

July 1, 2021

- A. The Contractor's attention is directed to Form FHWA 1273 that is included in your Contract Documents as the Supplemental Specification "Required Contract Provisions Federal-Aid Construction Contracts". **This Specification requires that Form FHWA 1273 must be physically incorporated in all Federal Aid Construction Contracts and lower tier Subcontracts.** Form FHWA 1273 must be either physically incorporated or incorporated by reference in all purchase orders.
- B. The Contractor's attention is directed to the requirements of the Supplemental Specification "Standard Federal Equal Employment Opportunity Construction Contract Specifications" that is included in your Contract Documents. This specification must be physically included in each Subcontract with a value of \$10,000 or greater.

- C. The Contractor’s attention is directed to the requirements of the Equal Employment Opportunity Performance certifications in the Proposal Form Certifications and Signatures section of the contract. Subcontractors must answer the three questions in the “Certification (1)” section and the completed form must be physically included in the Subcontract agreement.
- D. Prior to the issuance of approval of DBE Subcontractors the Contractor must submit a signed copy of the Subcontract agreement between the Prime Contractor and the DBE Subcontractor.
- E. Prior to the issuance of approval of DBE haulers the Contractor must submit a signed copy of the hauling agreement.

(28) SECTION 107: DISADVANTAGE BUSINESS ENTERPRISE (DBE) CAROLINA CROSSROADS SPECIAL REQUIREMENTS

In addition to the DBE requirements shown in the Contract Documents, the PROPOSER shall implement the items listed below.

- A. The Proposer is required to establish three one-week sessions for firms certified as DBEs to meet one-on-one in-Person with the Proposer beginning 30 days after Project award. These sessions will afford DBE firms the ability to meet and offer their services for sub-contracting opportunities. This will be in lieu of the Department’s DBE outreach sessions usually held within 30 days of when the short-listed firms are identified. It is recommended the Proposer hold additional in-Person sessions within 90 days prior to the beginning of construction.
- B. Proposer is required to identify an experienced point-of-contact responsible for administrative matters related to the DBE program. The Project Manager will be the point of contact to address issues related to DBE program compliance.
- C. Proposer will make key managers and field supervisors available for a one-time SCDOT provided training sessions concerning DBE program compliance. Newly hired managers and field supervisors shall attend a training session within 90 days of hire for this Project.

The SCDOT Minority & Small Business Affairs DBE Mega Project Support, Technical Assistance and Compliance team is available to assist with the successful implementation and understanding DBE program requirements and meeting the Project’s DBE goal.

(29) SECTION 107: LATE DISCOVERY OF ARCHAEOLOGICAL/HISTORICAL REMAINS ON FEDERAL AID PROJECTS AND APPROVAL OF DESIGNATED BORROW PITS

August 7, 1991

A. LATE DISCOVERY OF ARCHAEOLOGICAL/HISTORICAL REMAINS ON FEDERAL AID PROJECTS

1. Responsibilities:

The Contractor and Subcontractors must notify their workers to watch for the presence of any prehistoric or historic remains, including but not limited to arrowheads, pottery, ceramics, flakes, bones, graves, gravestones, or brick concentrations. If any such cultural remains are encountered, the Resident Construction Engineer shall be immediately notified and all Work in the vicinity of the discovered materials or Site shall cease until the Department’s Staff Archaeologist or the State Highway Engineer directs otherwise.

2. Applicability:

This provision covers all areas of ground disturbance resulting from this federal - aid contract, including but not limited to road construction, Department designated borrow pits, Contractor furnished borrow pits, and/or staging areas.

3. Cost Reimbursement and Time Delays:

Any Extra Work required by A(1) above within the Project Right-of-Way or on Department designated borrow pits (see below) will be paid for in accordance with Subsection 104.05 of

the Standard Specifications. Extra contract time may be provided under Subsection 108.06 of the Standard Specifications for archaeological Work within the Project Right-of-Way or on designated borrow pits.

NOTE: On Contractor furnished borrow pits the Contractor is not entitled to any additional time or money for Delay on impact resulting from A(1) above or for Extra Work required by A(1) above. Therefore, contractors may wish to retain professional archaeological services to better ensure that borrow pit areas are cleared of archaeological/historical remains prior to use on Federal aid projects.

B. APPROVAL OF DESIGNATED BORROW PITS ON FEDERAL AID PROJECTS (PLANT SITES WHICH QUALIFY AS COMMERCIAL ARE NOT INCLUDED)

In instances where the Department specifically designates the location of borrow pits on project Plans or in contract specifications for use on a Federal aid project, an archaeological survey will be performed by Department archaeologists prior to award of contract.

This provision also applies to designated disposal sites, staging areas, haul roads, and job Site field offices.

(30) SECTION 107: SPECIFIC EQUAL EMPLOYMENT OPPORTUNITY RESPONSIBILITIES TRAINING SPECIAL PROVISIONS

August 20, 1975

Revised April 1, 2004

This Training Special Provision supersedes Subparagraph 7b of the Special Provision entitled "Specific Equal Employment Opportunity Responsibilities", (Attachment 1), and is in implementation of 23 U.S.C. 140(a).

As part of the Contractor's equal employment opportunity affirmative action program, training shall be provided as follows:

The Contractor shall provide on-the-job training aimed at developing full journeymen in the type of trade or job classification involved.

THE NUMBER OF TRAINEES TO BE TRAINED UNDER THE SPECIAL PROVISION WILL BE.

Road – 68 (at 520 hours each).

Bridge – 27 (at 1040 hours each).

In the event that a Contractor Subcontracts a portion of the contract Work, he shall determine how many, if any, of the trainees are to be trained by the Subcontractor, provided however, that the Contractor shall retain the primary responsibility for meeting the training requirements imposed by this Special Provision. The Contractor shall also ensure that this training Special Provision is made applicable to such Subcontract. Where feasible, 25 percent of apprentices or trainees in each occupation shall be in their first year of apprenticeship or training.

The number of trainees shall be distributed among the work classifications on the basis of the Contractor's needs and the availability of journeymen in the various classifications within a reasonable area of recruitment. Prior to commencing construction, the Contractor shall submit to the State Highway Agency for approval the number of trainees to be trained in each selected classification and training program to be used. Furthermore, the Contractor shall specify the starting time for training in each of the classifications. The Contractor will be credited for each trainee

employed by him on the contract Work who is currently enrolled or becomes enrolled in an approved program.

Training and upgrading of minorities and women toward journeyman status is a primary objective of this Training Special Provision. Accordingly, the Contractor shall make every effort to enroll minority trainees and women (e.g., by conducting systematic and direct recruitment through public and private sources likely to yield minority and women (trainees)) to the extent that such persons are available within a reasonable area of recruitment. The Contractor will be responsible for demonstrating the steps that he has taken in pursuance thereof, prior to a determination as to whether the Contractor is in compliance with this Training Special Provision. This training commitment is not intended, and shall not be used, to discriminate against any applicant for training, whether a member of a minority group or not.

No employee shall be employed as a trainee in any classification in which he has successfully completed a training course leading to journeyman status or in which he has been employed as a journeyman. The Contractor should satisfy this requirement by including appropriate questions in the employee application or by other suitable means. Regardless of the method used the Contractor's records should document the findings in each case.

The minimum length and type of training for each classification will be as established in the training program selected by the Contractor and approved by the State Highway Agency and the Federal Highway Administration. The State Highway Agency and the Federal Highway Administration shall approve a program if it is reasonably calculated to meet the equal employment opportunity obligations of the Contractor and to qualify the average trainee for journeyman status in the classification concerned by the end of the training period. Furthermore, apprenticeship programs registered with the U.S. Department of Labor, Bureau of Apprenticeship and Training, or with a State apprenticeship agency recognized by the Bureau and training programs approved but not necessarily sponsored by the U.S. Department of Labor, Manpower Administration, Bureau of Apprenticeship and Training shall also be considered acceptable provided it is being administered in a manner consistent with the equal employment obligations of Federal Aid highway construction contracts. Approval or acceptance of a training program shall be obtained from the State prior to commencing Work on the classification covered by the program. It is the intention of these provisions that training is to be provided in the construction crafts rather than clerk-typists or secretarial-type positions. Training is permissible in lower-level management positions such as office engineers, estimators, timekeepers, etc., where the training is oriented toward construction applications. Training in the laborer classification may be permitted provided that significant and meaningful training is provided and approved by the division office. Some off-site training is permissible as long as the training is an integral part of an approved training program and does not comprise a significant part of the overall training.

Except as otherwise noted below, the cost for the training will be included in the Contract Price. There will be no reimbursement given by SCDOT for the hours of training that are provided on this Project. However, a "Statement of Completed Training" will be required at the end of the Project. The fact that the cost of the training must be included in the contract does not prohibit the Contractor from receiving training program funds from other sources, if he so desires. Training hours may be counted if training is done off-site where the Contractor does one or more of the following and the trainees are concurrently employed on a Federal Aid project: contributes to the cost of the training, provides the instruction to the trainee, or pays the trainee's wages during the off-site training period.

The training requirement will not be considered completed by the Contractor if either the failure to provide the required training, or the failure to hire the trainee as a journeyman, is caused by the Contractor and evidences a lack of good faith on the part of the Contractor in meeting the requirements of this Training Special Provision. It is normally expected that a trainee will begin his training on the Project as soon as feasible after start of Work the skill involved and remain on the Project as long as training opportunities exist in his work classification or until he has completed his training program. It is not required that all trainees be on board for the entire length of the contract. A Contractor will have fulfilled his responsibilities under this Training Special Provision if

he has provided acceptable training to the number of trainees specified. The number trained shall be determined on the basis of the total number enrolled on the contract for a significant period.

Trainees will be paid at least 60 percent of the appropriate minimum journeyman's rate specified in the contract for the first half of the training period, 75 percent for the third quarter of the training period, and 90 percent for the last quarter of the training period, unless apprentices or trainees in an approved existing program are enrolled as trainees on this Project. In that case, the appropriate rates approved by the Departments of Labor or Transportation in connection with the existing program shall apply to all trainees being trained for the same classification who are covered by this Training Special Provision.

The Contractor shall furnish the trainee a copy of the program he will follow in providing the training. The Contractor shall provide each trainee with a certification showing the type and length of training satisfactorily completed.

The Contractor will provide for the maintenance of records and furnish periodic reports documenting his performance under this Training Special Provision, as required under the SCDOT approved training program.

Meeting the On-the-job Training Requirements or Making Good Faith Efforts to Meet the On-the-job Training Requirements. It is the Contractor's responsibility to meet the On-the-job Training Requirements stated in this section. Failure to meet the requirement or demonstrate Good Faith Efforts, as determined by SCDOT, to meet the requirement may result in any one or more of the following sanctions:

- A. Withholding monthly progress payments;
- B. Declaring the Contractor in default pursuant to Section 108.10 of the Standard Specifications and terminating the contract;
- C. Disqualifying the Contractor from bidding pursuant to Regulation 63-306, Volume 25A, of the S. C. Code of Laws; and/or
- D. Requiring the Contractor to obtain On-the-job Training participation on future contracts to the extent the Contractor failed to meet or use Good Faith Efforts to meet the On-the-job training contract requirement.

(31) SECTION 107: SCDOT TRADEMARK RIGHTS

A. DESCRIPTION

By execution of this Contract, CONTRACTOR agrees to comply with the following Terms with respect to the CONTRACTOR's rights and obligations relating to the use of the SCDOT service/trademark mark(s) (U.S. Registration No(s). 5963731; 5963732; and 6017777).

SCDOT is the owner of the following marks (hereinafter called MARKS)



SCDOT

SOUTH CAROLINA DEPARTMENT OF TRANSPORTATION

Additionally, when any of the above-referenced trademarks are used on SCDOT or Contractor websites, advertising, or the like, the following Attribution Statement should be placed at the bottom of the page (with the proper year):

“© 2020 – All Rights Reserved – South Carolina Department of Transportation. The South Carolina Department of Transportation is the owner of US Trademark Registration Nos. 5,963,731; 5,963,732 and 6,017,777.”

This language need not be used on internal documents, on the sides of trucks, or other places where it would be illegible or difficult for the public to read.

B. GRANT OF TRADEMARK LICENSE

SCDOT grants to CONTRACTOR a nonexclusive, nontransferable license to use the MARKS in connection with the goods and services covered by the above-referenced service mark registrations for the MARKS, and CONTRACTOR accepts the license subject to the following Terms and conditions.

C. OWNERSHIP OF MARKS

CONTRACTOR acknowledges the ownership of the SCDOT MARKS, agrees that it will do nothing inconsistent with such ownership and that all use of the MARKS by CONTRACTOR shall inure to the benefit of and be on behalf of SCDOT, and agrees to assist SCDOT in recording this Trademark License with appropriate government authorities, if necessary. CONTRACTOR agrees that nothing in this Trademark License shall give CONTRACTOR any right, title or interest in the MARKS other than the right to use the MARKS in accordance with this Trademark License and CONTRACTOR agrees that it will not attack the title of SCDOT to the MARKS or attack the validity of this Trademark License.

D. QUALITY STANDARDS

CONTRACTOR agrees that the nature and quality of all services rendered by CONTRACTOR in connection with the MARKS, all goods sold, or services provided by CONTRACTOR under the MARKS; and all related advertising, promotional and other related uses of the MARKS by CONTRACTOR shall conform to standards set by and be under the control of SCDOT.

E. QUALITY MAINTENANCE

CONTRACTOR agrees to cooperate with SCDOT in facilitating SCDOT's control of such nature and quality, to permit reasonable inspection of CONTRACTOR's operation, and to supply SCDOT with specimens of all uses of the MARKS upon request. CONTRACTOR shall comply with all applicable Laws and regulations and obtain all appropriate government approvals pertaining to the sale, distribution and advertising of goods and services covered by this Trademark License.

F. FORM OF USE

CONTRACTOR agrees to use the MARKS only in the form and manner and with appropriate legends as prescribed from time to time by SCDOT, and not to use any other trademark or service mark in combination with the MARKS without prior written approval of SCDOT.

G. INFRINGEMENT PROCEEDINGS

CONTRACTOR agrees to notify SCDOT of any unauthorized use of the MARKS by others promptly as it comes to CONTRACTOR's attention. SCDOT shall have the sole right and discretion to bring infringement or unfair competition proceedings involving the MARKS.

H. TERM

This Trademark License shall continue in force and effect for the effective Term of this Agreement.

I. TERMINATION FOR CAUSE

SCDOT shall have the right to terminate this Trademark License upon thirty (30) days written Notice to CONTRACTOR in the event of any affirmative act of insolvency by CONTRACTOR, or upon the appointment of any receiver or trustee to take possession of the properties of CONTRACTOR or upon the winding-up, sale, consolidation, merger or any sequestration by governmental authority of CONTRACTOR, or upon breach of any of the provisions hereof by CONTRACTOR.

J. EFFECT OF TERMINATION

Upon termination of this Agreement, CONTRACTOR agrees to immediately discontinue all use of the MARK and any term confusingly similar thereto, and that all rights in the MARK and the good will connected therewith shall remain the property of SCDOT.

(32) SECTION 107: NAVIGATION LIGHTS ON BARGES (NIGHTTIME VISIBILITY / SAFETY)

A vessel or barge at anchor or held in place with spuds shall exhibit an all-round white light, fully lighted 24 hours per day.

(33) SECTION 108: PARTNERING

A. COVENANT OF GOOD FAITH AND FAIR DEALING

This Contract imposes an obligation of good faith and fair dealing in its performance and enforcement.

The CONTRACTOR and Department, with a positive commitment to honesty and integrity, agree to the following mutual duties:

1. Each will function within the Laws and statutes applicable to their duties and responsibilities.
2. Each will avoid hindering the other's performance.
3. Each will proceed to fulfill its obligations diligently.
4. Each will cooperate in the common endeavor of the Contract.

B. PARTNERING

The Department encourages the foundation of cohesive partnering with the CONTRACTOR and its principle Subcontractors and Suppliers. This partnering is not a legal partnership as defined by South Carolina Law. Partnering will be structured to draw on the strengths of each organization to

identify and achieve reciprocal goals. The objectives are effective and efficient contract performance and completion within budget, on schedule, and in accordance with the Contract.

The establishment of a partnering charter will not change the legal relationship of the Parties to the contract nor relieve either Party from any of the Terms of the Contract. Any cost associated with effectuating partnering will be agreed to by the Department and the CONTRACTOR and will be shared equally between them.

(34) SECTION 108: EVALUATION OF DELAYS

~~The Contractor shall evaluate delays and calculate the appropriate time extension due based on the following:~~

- ~~1. The Contractor shall base all evaluations of delay and all calculations of the appropriate time extensions due on the schedules submitted to and accepted by the Department. The Contractor shall not use schedules that did not exist on the project or create schedules after the delay has occurred to demonstrate entitlement to a time extension.~~
- ~~2. The Contractor shall base evaluations and calculations related to the determination of extensions of time on the Critical Path as established by the schedules submitted to and accepted by the Department. The Contractor is not entitled to a time extension for delays that do not delay the Critical Path. The Critical Path is defined as the longest path through a project schedule.~~
- ~~3. The evaluations and calculations required to establish entitlement to a time extension will vary depending on the nature and timing of the delay and whether the Contract Time is measured in working days, calendar days, or based on a fixed completion date.~~
- ~~4. The schedules relevant to the evaluation and calculation of time extensions are the most current schedules submitted to and accepted by the Department. For example, if the Department determines that Extra Work is required and the Supplemental Agreement adding this work will be dated June 2, then the determination of the time extension due the Contractor will be based on the last schedule submitted and accepted by the Department prior to June 2 of the same year.~~
- ~~5. The Contractor's evaluations and calculations to document an appropriate time extension shall be performed as follows:~~
- ~~6. The Contractor shall use the method known in the construction industry as the Time Impact Analysis (TIA) to identify and measure critical delays that have not yet occurred (prospective). The Contractor shall not use this method to evaluate delays that have already occurred (retrospective). In general terms, the Contractor shall perform a TIA as follows:~~
 - ~~c. Develop a "mini" schedule depicting the changed work (hereby referred to as a fragnet).~~
 - ~~d. Identify the current Progress Schedule as described in paragraph (4), above. Record the scheduled completion date in this schedule.~~
 - ~~e. Insert the fragnet into the current Progress Schedule by properly linking the fragnet with the existing activities in the current Progress Schedule.~~
 - ~~f. Recalculate the current Progress Schedule with the fragnet inserted and record its scheduled completion date.~~
 - ~~g. The difference in the scheduled completion dates (or other Milestone dates) between the current Progress Schedule and the Progress Schedule calculated with a properly inserted and properly composed fragnet is the delay attributable to the changed work. The time extension due, if any, will be based on this delay.~~
- ~~7. The Contractor shall use a Contemporaneous Analysis when evaluating delays that have already occurred. In general terms, the Contractor shall perform a Contemporaneous Analysis as follows:~~

- a. Identify the ~~accepted Progress Schedule that is immediately before the start of the delay being evaluated.~~
- b. Identify each ~~Progress Schedule in effect during the delay and the Progress Schedule with a data date immediately following the conclusion of the delay.~~
- c. Identify the ~~critical path each day from immediately before the start of the delay to the Accepted Progress Schedule immediately following the delay.~~
- d. ~~Determine whether the delay falls on the critical path.~~
- e. ~~If the delay does not fall on the critical path, then no project delay occurred, and no time extension is due.~~
- f. ~~If the delay falls on the critical path, then determine the number of days the critical path is delayed. The time extension due, if any, will be based on this delay to the scheduled completion date.~~

~~Concurrent Delays are two separate and independent delays that both delay the critical path at the same time. Concurrent Delays can occur when a CONTRACTOR caused delay is concurrent with an SCDOT caused delay, when a delay that is the responsibility of neither the CONTRACTOR nor SCDOT is concurrent with an SCDOT caused delay, or when a CONTRACTOR caused delay is concurrent with a delay that is the responsibility of neither the CONTRACTOR nor SCDOT. In each of these scenarios, the Contractor is entitled to an extension of Contract Time but is not entitled to recover additional time related costs for the period of concurrency.~~

(35) SECTION 109: FUEL ADJUSTMENT INDEXES:

The Fuel Adjustment Indexes Supplemental Specification dated December 1, 2009, applies to this Project. For this Project the diesel fuel and unleaded gasoline indexes will be determined on the first calendar day of the month cost Proposals are due. The indexes and price adjustment tables will be available on the internet at <https://www.scdot.org/business/constructionletting-monthlyindex.aspx>, or from the office of the Contracts' Administrator.

The following items are hereby included in the table entitled "Items of Work Eligible for Fuel Adjustments" in the Supplemental Specification:

Smooth Wall Pipe (24" or less)	Gallons/LF	0.50	0.15
Smooth Wall Pipe (greater than 24")	Gallons/LF	0.75	0.15
Corrugated Wall Pipe (24" or less)	Gallons/LF	0.50	0.15
Corrugated Wall Pipe (greater than 24")	Gallons/LF	0.75	0.15

All items of Work included in this Project that are listed in the table below paragraph 4 of the supplemental specification will be subject to price adjustment.

The following Section of the Supplemental Specification is hereby modified:

Additional Provisions:

The Department will calculate and apply fuel adjustments to estimates based on index values set at the beginning of the estimate period.

Estimate period begins on the 1st of the month and ends on the last day of the month. The 1st of the month Index will be compared to the contract Base Index to determine index adjustments for the estimate period.

(36) SECTION 109: REFERENCES TO UNIT PRICING:

Except listed below, any references in the Contract Documents to unit price, measurement, and payment, are typical references for design-bid-build contracts and are not applicable to the extent

they effect payment on Design-Build contracts. The Design-Build Contractor’s schedule of values shall provide sufficient detail to compare Work progress to the Contractor’s schedule and determine appropriate periodic payments.

The following Special Provisions contain unit rate and payment information specifically applicable to this Design-Build contract:

SECTION 105: CROSS SLOPE VERIFICATION

SECTION 306: CEMENT MODIFIED RECYCLED BASE

SECTION 401: HOT MIX ASPHALT (HMA) QUALITY ASSURANCE

SECTION 401: HOT-MIX ASPHALT RIDEABILITY

SECTION 401: FULL DEPTH ASPHALT PAVEMENT PATCHING

SECTION 403: RIDEABILITY FOR ASPHALT MIXTURES

SECTION 413: COLD CENTRAL PLANT RECYCLING MATERIALS

SECTION 501 ROLLER COMPACTED CONCRETE

SECTION 503: PORTLAND CEMENT CONCRETE PAVEMENT UNIT COST

SECTION 701: NON-CONFORMING CONCRETE

SECTION 806: REPAIR EXISTING CONTROL OF ACCESS FENCE

(37) SECTION 202: REMOVAL OF EXISTING GUARDRAIL:

Section 202.4.4.3 applies on this Project.

(38) SECTION 202: RECLAIMING EXISTING ROADWAY:

A. DESCRIPTION

This Work consists of the restoration of paved areas. These areas are typically shown as hatched areas on the Plans when outside the construction limits.

B. MATERIALS

None

C. CONSTRUCTION REQUIREMENTS

1. Asphalt Pavement with Earth Base: Remove and dispose of areas of pavement shown as hatched areas on the Plans. Grade the area to properly drain. Seed the area in accordance with Section 810.
2. Asphalt Pavement with Stone Base: Remove and dispose of areas of pavement and base shown as hatched areas on the Plans. Grade the area to properly drain. Seed the area in accordance with Section 810.
3. Earth roadway or Bituminous Surfacing with Earth Base: Scarify existing areas of roadway. Grade the area to properly drain. Seed the area in accordance with Section 810.
4. Bituminous Surfacing with Stone Base: Remove and dispose of areas of pavement and base shown as hatched areas on the Plans. Grade the area to properly drain. Seed the area in accordance with Section 810.

Suitable materials may be used for embankment construction on the Project. In the event that removed materials are used for embankment construction a corresponding deduction in Unclassified Excavation will be made by the Resident Construction Engineer.

D. MEASUREMENT

Removed asphalt pavement greater than 2 inches in depth will be measured by the square yard. Removed bituminous surfacing with stone base will be measured by the cubic yard. Removed stone base will be measured by the cubic yard. Scarified areas will not be measured for payment.

E. PAYMENT

Removed asphalt pavement which is greater than 2 inches in depth will be paid at the unit price bid for Removal and Disposal of Existing Asphalt Pavement. Removed bituminous surfacing with stone base will be paid for at the unit price bid for Unclassified Excavation. Removed stone base will be paid for at the unit bid price for Unclassified Excavation. No payment will be made for scarifying earth roadway or bituminous surfacing with earth base. No separate or additional payment will be made for grading necessary to obtain proper drainage.

(39) SECTION 202: STAGED REMOVAL OF EXISTING BRIDGES:

For existing bridges that will be removed in stages, maintain stability of the existing structure at all times while traffic is on or passing under the bridge. At a minimum, replace all tie rods after removal of any slab sections and maintain bracing on the existing piles at all times while traffic is on or passing under the bridge.

(40) SECTION 203: BORROW EXCAVATION:

Delete paragraph 1 of Subsection 203.2.1.8 of the Standard Specifications and replace it with the following:

1. Borrow consists of material required for the construction of embankments or for other portions of the Work where the elevation of the existing subgrade is less than the subgrade elevation required on the Plans or directed by the RCE. When sufficient material is available entirely within the right-of-way, the Work is covered by the item Unclassified Excavation and the material shall meet the material requirements of Borrow Excavation in this subsection. When it is necessary to bring material from outside of the right-of-way, the Work is covered by the item Borrow Excavation, and the material shall also meet the requirements for Borrow Excavation in this subsection. The material requirements of this subsection apply to all material used in the Work regardless of its origin. The requirements of this subsection are not applicable to in situ subgrade material.

(41) SECTION 203: BORROW EXCAVATION (FOR SHOULDERS):

This Work shall consist of satisfactory placement of all materials necessary to bring the shoulder grade to within 2 inches of the final pavement edge grade. The Contractor shall furnish all earth material necessary to eliminate any edge of final pavement to shoulder gradient differential that exceeds 2 inches. The quantities shown on the Plans are the Engineering estimate of the number of units that will be necessary for this Project, actual field measurements may cause these quantities to vary.

Selected materials shall be used for this operation. The selected material shall consist of a friable material such as topsoil, etc., containing grass roots and having the properties of being comparatively porous, capable of growing grass and of a stable nature in that when compacted it will resist erosion and be capable of supporting vehicles when relatively wet. When the area where material is to be placed, is greater than 4 feet in width, it shall be scarified and/or disked to a minimum depth of 3 inches prior to placing any material. Scarifying or disking is not required for areas less than 4 feet in width. Borrow shall be mixed with the existing scarified and/or disked shoulder material in such a manner as to provide a seed bed in accord with Section 810.15 of the Standard Specifications. The Contractor has the option of placing the borrow material (a) Prior to placing final surface course or (b) Following the placing of the finished surface course.

The method of measurement will be the volume in cubic yards, determined in accordance with Section 203 of the Standard Specifications. The Contractor, at his option, may elect to base the quantity measured on the loose volume at the point of delivery by scaling and counting the loads, with a deduction of 35 percent made for shrinkage. All cost for borrow material including obtaining, hauling, and placing shall be included in the unit price.

(42) SECTION 203: BORROW PITS:

A. PERMITTING OF BORROW PITS

Prior to using borrow material from commercial or other borrow pits located wholly or in part in wetland areas, the Contractor shall submit written evidence that operations to obtain fill material from the borrow pit(s) have received all appropriate and necessary authorizations from federal, state, and/or local authorities.

Permitted Borrow Pits

If the appropriate federal, state, and local authorities have issued permits, the Contractor shall provide to SCDOT copies of all permits issued for such borrow pit sites.

B. BORROW PITS WITHOUT

For borrow pit sites for which a Section 404 Permit under the Clean Water Act has not been issued, the Contractor shall provide SCDOT with copies of documentation provided by the Contractor or its Subcontractor(s) to the U.S. Army Corps of Engineers, which shall, at a minimum, clearly define the location of the borrow pits and any wetlands on the borrow pit Site; describe the proposed activities and processes that will be used to prepare the Site, obtain fill material from the Site, and store material at the Site; and request the U.S. Army Corps of Engineers to confirm in writing that no Section 404 Permit is required for those operations. No operations shall take place at the borrow Sites for at least thirty days from the date of the submission of confirmation request to the U.S. Army Corps of Engineers. After thirty-one days the Contractor may begin Work. The Contractor shall also provide copies to SCDOT of any response(s) provided by the U.S. Army Corps of Engineers to its documentation.

C. RESPONSIBILITY

SCDOT has no obligation or duty to review, assess, evaluate, or act upon such documentation and maintains no authority or responsibility to alter, amend, reject, accept, or otherwise exercise any control over the Contractor or Subcontractor regarding compliance with Clean Water Act Section 404 and the implementing regulations for Section 404. Documentation submitted to SCDOT is for public information and coordination purposes only. The Contractor is responsible for all costs related to the selection, operation, and/or activities at any borrow pit Site in wetlands including fines, additional mitigation, and impact Delays related to failure to obtain any and all necessary federal, state, and local permits and approvals for borrow pits and operations. Nothing herein shall affect in any way SCDOT's right to accept or reject any fill material not meeting the required technical specifications.

(43) SECTION 204: TEMPORARY SHORING WALL:

See SCDOT Supplemental Technical Specification SC-M-204-02 (01/23) for Temporary Shoring.

(44) SECTION 205: HIGH-STRENGTH GEOTEXTILE FOR EMBANKMENT REINFORCEMENT:

April 21, 2015

A. DESCRIPTION

This Work shall consist of furnishing and installing construction geotextiles in accordance with the details shown in the Plans, specifications, or as directed by the RCE.

B. MATERIALS

A geotextile is defined as any permeable polymeric textile used with foundation, soil, rock, earth, or any other geotechnical engineering related material, as an integral part of a civil engineering project, structure, or system. Use geotextiles and thread used in joining geotextiles manufactured from fibers consisting of long-chain polymers, composed of at least 95 percent by weight of polyolefins or polyesters. Use geotextiles with fibers formed into a stable network such that the fibers or yarns retain their dimensional stability relative to each other, including selvages (edges) during shipping, handling, placement, and in service. Use geotextile free from Defects or tears.

1. **Minimum Average Roll Values:** All property values, with the exception of Apparent Opening Size (AOS), represent Minimum Average Roll Values (MARV) in the weakest principal direction. Provide geotextiles whose average test results from any roll sampled in a lot for conformance or quality assurance testing meets or exceeds minimum values provided in this Section.
2. **Apparent Opening Size:** Values for Apparent Opening Size (AOS) represent maximum average roll values. Acceptance will be based on ASTM D 4759.
3. **Reinforcement Geotextile:** Use reinforcement geotextile within existing and/or proposed fills for slope reinforcement.

Furnish geotextiles meeting the property requirements outlined in Table 1.

Table 1: High Strength Geotextile Properties (Design Requirements)^{1,2}

Property	Test Method	Geotextile Property Requirements
Long-Term Design Strength, T_{al} , MD		22,800 lb/ft
Long-Term Design Strength, T_{al} , XD		2,280 lb/ft
Sewn Seam Breaking Strength ³	ASTM D4884	900 lbs/ft
AOS	ASTM D4751	$\leq (1.0 \text{ to } 2.0)D_{85(\text{soil})}$
Permeability	ASTM D4491	$\geq 10K_{\text{soil}}$
Default Pullout Friction Factor, F^*	ASTM D6706	$0.6 \tan \Phi$
Default Alpha, α	ASTM D6706	0.6
Ultraviolet Stability	ASTM D4355	$\geq 50\%$ after 500 hrs of exposure

- Notes:
1. The test procedures shall conform to the most recently approved ATSM geotextile test procedures.
 2. All numeric values represent Minimum Average Roll Value (MARV).
 3. Applies to factory or field sewn seams.

4. Source Approval and Certification

Prior to construction, the Contractor shall submit to the Resident Construction Engineer (RCE) a Certification Package prepared by the geotextile reinforcement manufacturer. The Contractor shall allow 21 calendar days from the day the Submittals are received by the RCE for review and acceptance. Submit the following information regarding each geotextile proposed for use:

- a. Manufacturer's name and current address;
- b. Full product name/number, including roll number;
- c. Geosynthetic material (i.e. polymer type) and structure (including fiber/yarn type);
- d. Proposed geotextile use(s); and
- e. Certified test results for the properties outlined in Table 1 and below in Section 4.

The Certification shall state that the furnished geotextile soil reinforcement is in full compliance with the design requirements as stated in this specification and the design drawings and is fit for use in long-term critical soil reinforcement applications. In addition to the minimum required properties in Table 1, the Submittal shall also certify the following values for each geotextile soil reinforcement used on the Project:

- a. The ultimate tensile strength, T_{ULT} , (MARV) for geogrid soil reinforcements, MD/XD
- b. The tensile strength at 5% strain, MD
- c. The creep reduced tensile strength, MD
- d. The geotextile's pullout coefficients (F^* , α)

The Contractor's Submittal package shall include, but not be limited to, actual test results for tension, creep, durability, construction damage, joint/seam strength, pullout and quality control. A Person having the legal authority to bond the manufacturer shall attest to the certificate. Any tests required shall be performed at no additional cost to the Department. If in the opinion of the RCE, the required documentation is not provided for individual reduction factors (RF) or pullout coefficients (F^* , α), default values for these design parameters shall be used in accordance with this specification.

a. Ultimate Tensile Strength (T_{ult}):

The ultimate tensile strength, T_{ult} , shall be determined from wide width tensile tests (ASTM D 4595). Geotextile samples tested in accordance with ASTM D 4595 shall be with an 8-inch width specimen, or a 4-inch specimen width with correlation to an 8-inch width. Correlation methodology shall be submitted to, and is subject to acceptance by the RCE. All geotextile strength tests (ASTM D 4595 and ASTM D 6637) shall be conducted at a strain rate of 10% per minute based on actual gage length necessary to meet the testing sample dimension requirements. Laboratory test results documenting the ultimate tensile strength, T_{ult} , in the reinforcement direction shall be based on the minimum average roll values (MARV) for the product.

b. Long-Term (Allowable) Design Tensile Strength (T_{al}):

The allowable tensile load per unit width of geotextile soil reinforcement, T_{al} , in accordance to the backfill type used shall be computed as follows:

$$T_{al} = \frac{T_{ult}}{RF}$$

c. Reduction Factor (RF):

The total reduction factor, RF, is the combined reduction factor for long-term degradation due to installation damage, creep, and durability. The total reduction factor, RF, shall be defined as follows:

$$RF = RF_{ID} \times RF_{CR} \times RF_D \geq 3.0$$

The individual reduction factors shall be documented in accordance with the Site conditions, design calculations, and specifications. When sufficient documentation is not provided for individual reduction factors, RF_{ID} , RF_{CR} , and RF_D , a reduction factor RF of 7.0 shall be used. The reinforcement manufacturer shall certify and document the individual reduction factors as follows:

d. Installation Damage Reduction Factor (RF_{ID}):

The reduction factor for installation damage, RF_{ID} , shall be documented by field and laboratory test results and literature review, as described in ASTM D 5818 for the reinforced backfill specified or for more severe soils. Samples subjected to installation damage shall be tested for tensile strength and deformation characteristics in accordance with ASTM D 4595. Recommended values for reduction factors for installation damage (RF_{ID}) for various soils shall also be documented. The minimum installation damage reduction factor, RF_{ID} , shall be 1.1, regardless of product specific test results.

e. Creep Reduction Factor (RF_{CR}):

Laboratory test results documenting creep performance over a range of load levels, for a minimum duration of 10,000 hours based on tension creep test (ASTM D 5262) shall be required. Creep test samples shall be of sufficient width to be representative of overall product creep response (fiber creep testing will not be accepted).

The creep-limiting strength, T_i , shall be based on extrapolating the 10,000 hours (or longer duration) tension creep tests to a 75-year design life, unless a 100-year design life is specified in the Plans. The creep extrapolation method shall be based on methods described in FHWA NHI-10-025, *"Design and Construction of Mechanically Stabilized Earth Walls and Reinforced Soil Slopes"* - Appendix "D". Laboratory test results and extrapolation methodology shall be documented.

The reduction factor for creep, RF_{CR} , is defined as the ratio of the average lot specific ultimate tensile strength, T_{ULTLOT} , to the creep-limiting strength, T_i . The average lot specific ultimate tensile strength, T_{ULTLOT} , for the lot of material used for creep testing, T_{ULTLOT} , shall be determined from wide width tensile test, ASTM D 4595.

f. Durability Reduction Factor (RF_D):

The total reduction factor for durability, RF_D , shall be defined as the combined effects of chemical and biological degradation. Laboratory test results, extrapolation techniques, and a comprehensive literature review shall document the reduction factor for durability for all material components in accordance with FHWA NHI-09-087, *"Corrosion / Degradation of Soil Reinforcements for Mechanically Stabilized Earth Walls and Reinforced Soil Slopes"*. The minimum durability reduction factor, RF_D , shall be 1.1, regardless of product specific test results.

g. Soil Reinforcement Pullout Coefficients (F^* , α):

The Certification Package shall document the pullout coefficients (F^* , α) meet or exceed the required coefficients necessary to obtain the T_{al} provided above where,

- F^* = Minimum pullout friction factor = $C_i \tan \Phi$,
- C_i = Soil interaction coefficient ≥ 0.6
- Φ = Soil Angle of Internal Friction

The pullout friction factor, F^* , and the scale effect correction factor, α , shall be documented by laboratory testing from pullout tests. Pullout testing shall be conducted for site-specific materials or for materials representative of the reinforced backfill at confining pressures specified by the Engineer. When laboratory tests are used from representative soils, the representative soils shall be documented by providing the soil's angle of internal friction, gradation, and coefficient of uniformity ($C_u = D_{60}/D_{10}$). Recommended pullout coefficients for various soil types shall also be documented. The pullout coefficients shall be determined by using the quick effective stress pullout tests ("Measuring Geosynthetic Pullout Resistance in Soil" per ASTM D 6706). The soil interaction coefficient, C_i , shall be documented when computing the pullout friction factor, F^* . When sufficient documentation is not provided for pullout coefficients, F^* and α , and the coefficient of uniformity, C_u , is greater or equal to 4, the default values indicated in this specification can be used. If the coefficient of uniformity of the reinforced backfill is less than 4, laboratory pullout test shall be required to determine pullout friction factor, F^* , and the default scale effect factor, α .

5. Sample Approval.

To confirm that the on-site geotextile meets the property values specified, random samples shall be submitted to the RCE for evaluation. The machine direction shall be marked clearly on each sample submitted for evaluation. The machine direction is defined as the direction perpendicular to the axis of the roll.

Cut a sample from the geotextile roll with the minimum dimensions of 4 feet by the full width of the roll beyond the first wrap. The geotextile samples shall be cut from the roll with scissors, sharp knife, or other suitable method that produces a smooth edge and does not cause geotextile ripping or tearing. Submit a manufacturer's certificate of compliance signed by an authorized manufacturer's official. The certificate must attest that the geotextile meets all the Minimum Average Roll Value (MARV) requirements specified in Table 1 as evaluated under the manufacturer's quality control program. Geotextiles supplied for construction of the Project shall be certified in accordance with the following criteria. The tests described in the specification shall be conducted by the manufacturer or by an approved independent testing laboratory on samples taken from the same lot number as the material actually shipped to the Project and at the specified frequency. The manufacturer or independent testing laboratory shall maintain the appropriate accreditations and must be preapproved by the Department. All rolls shall be marked with individual and distinct roll numbers. All roll numbers shall have traceable certified mill test reports from the given lot that they were manufactured. These test reports must be supplied to the Department prior to installation of any geotextile materials. After the sample and the required information have been submitted to the RCE, allow 30 calendar days for evaluation.

Product acceptance is determined by comparing the average test results of all specimens within a given sample to the Minimum Average Roll Values (MARV) listed in Table 1. Install geotextiles only after the material has been tested and/or evaluated and accepted. Replace all geotextiles installed prior to acceptance that do not meet specifications at Contractor's expense.

a. Sewn Seam Approval

If the geotextile seams are to be sewn in the field, the Contractor shall provide a section of sewn seam that can be sampled by the RCE before the geotextile is installed. The sewn seam shall be in accordance with ASTM 6193.

The seam sewn for sampling shall be sewn using the same equipment and procedures as will be used to sew the production seams. The seam sewn for sampling must be at least 6 feet in length. If the seams are sewn in the factory, the Contractor shall provide samples of the factory seam at random from any of the rolls to be used. Regardless of whether the seam is to be sewn in the factory or the field, the manufacturer and/or Contractor shall certify that the strength meets the requirement set forth in Table 1. If seams are to be sewn in both the machine and cross-machine direction, provide samples of seams from both directions. The seam assembly description shall be submitted by the Contractor to the Engineer and will be included with the seam sample obtained for testing. This description shall include the seam type, stitch type, sewing thread type(s), and stitch density.

If sewn seams are used for seaming the geotextile, use thread that consists of high strength polypropylene or polyester. Do not use nylon thread. Use thread that is of contrasting color to that of the geotextile itself.

If the manufacturer can provide a T_{al} MD that is greater than the sum of the required T_{al} MD and sewn seam breaking strength (for each specified in the Project Plans), the sewn seams may be eliminated and a minimum overlap of 1 foot may be used.

6. Identification, Shipment and Storage

Conform to ASTM D 4873, *Standard Guide for Identification, Storage, and Handling of Geotextiles*. Clearly label each roll of geotextile shipped to the Project with the name and address of the manufacturer, full product name/number, quantity, and roll number.

The RCE will reject materials that are mislabeled or misrepresented. Wrap each roll with a material that protects the geotextile, including ends of the roll, from damage due to shipment, water, sunlight, and contaminants. Maintain the protective wrapping during periods of

shipment and storage. Do not damage the geotextile or wrapping when unloading or transferring from one location to another. Do not drag the rolls.

During storage, elevate geotextile rolls off the ground and adequately cover to protect them from the following:

- a. Site construction damage;
- b. Precipitation;
- c. Ultraviolet radiation including sunlight;
- d. Chemicals that are strong acids or strong bases;
- e. Flames including welding sparks, temperatures in excess of 140 °F (60 °C); and
- f. Mud, dirt, dust, debris and any other environmental condition that may damage the physical property values of the geotextile

C. CONSTRUCTION REQUIREMENTS

1. General

Prepare the surface on which the geotextile is to be placed so that no damage occurs to the geotextile. Do not drive or operate any construction equipment directly on the geotextile. Dispose of material with Defects, rips, holes, flaws, deterioration, or other damage. Do not use defective material in the Work. The manufacturer shall be present on Site for a minimum of two days of geotextile installation such that the manufacturer observes any field-sewn seams.

2. Installation Plan

Within thirty (30) calendar days after award of the contract or no later than thirty (30) calendar days before beginning high-strength geotextile installation, the Contractor shall submit to the Department for review a high-strength geotextile installation plan that includes as a minimum the following information:

- a. The Contractor shall certify and provide proof to the Department of experience in the Work described. The Contractor shall have successfully installed at least 500,000 square yards of any geotextile that has sewn seams during the last five years. In addition, the Contractor shall have successfully completed at least five projects within the last five years of similar size and complexity to that of the Project.

The Contractor’s experience shall be documented by providing a project summary that includes for each referenced project, the project start and completion dates, total quantity of geotextile installed (specifically indicate if high-strength geotextile installed), and a detailed description of the project, Site conditions, and subsurface conditions. The project description shall include details of the geotextile materials, the equipment and technique used to install the geotextiles, the average and maximum area of geotextile installed, the client name and address, the name and telephone number of the Representative of the consultant and owner for whom the Work was performed and who can attest to the successful completion of the Work, and any other information relevant to demonstrating the Contractor’s qualifications.

- b. Resume of supervisor documenting experience and qualifications in the installation of both normal and high-strength geotextile. The Contractor shall have a full-time supervisor who has been in responsible charge of supervising geotextile installation operations for at least five projects in the last five years. The supervisor shall be present at the Work Site at all times during installation operations. The acceptability of the supervisor, as well as any replacement for the supervisor, will be subject to the approval of the Department.
- c. Shop drawings showing the planned locations and elevations of all high-strength geotextiles. The installation sequence shall also be provided including any required

staging. The shop drawings shall also show the location of the bridge abutment, and the limits of the final embankment and construction staging.

- d. Detailed description of proposed installation procedures
- e. Proposed methods and equipment for sewn seams

3. Site Preparation

Prepare the installation Site by clearing, grubbing, and excavating or filling the area to the design grade. This includes removal of topsoil or vegetation. The RCE will identify soft spots and unsuitable areas during Site preparation. This may include but not be limited to proof-rolling specific areas defined by the RCE. Excavate these areas and backfill with approved borrow or bridge lift material and compact as specified. The area to be covered by the geotextile shall be graded to a smooth, uniform condition free from ruts, potholes, and protruding objects such as rocks or sticks.

The Contractor may construct a working platform, up to 2 feet in thickness, in lieu of grading the existing ground surface. A working platform is required where stumps or other protruding objects which cannot be removed without excessively disturbing the subgrade are present. These areas shall be prepared in accordance with the 2007 Standard Specifications for Highway Construction. The stumps shall be covered with at least 6 inches of fill before placement of the first geotextile layer.

4. Geotextile Placement

The geotextile shall be spread immediately ahead of the covering operation. The geotextile shall be laid with the machine direction perpendicular or parallel to centerline as shown in Plans. All seams shall be sewn. Seams to connect the geotextile strips end to end will not be allowed. The geotextile shall not be left exposed to sunlight during installation for a total of more than 14 calendar days. The geotextile shall be laid smooth without excessive wrinkles. Under no circumstances shall the geotextile be dragged through mud or over sharp objects, which could damage the geotextile.

Small soil piles or the manufacturer’s recommended method shall be used as needed to hold the geotextile in place until the specified cover material is placed. Remove wrinkles and folds by pulling the geotextile taut as required.

Should the geotextile be torn or punctured or the sewn joints disturbed, as evidenced by visible geotextile damage, subgrade pumping, intrusion, or roadbed distortion, the backfill around the damaged or displaced area shall be removed and the damaged area repaired or replaced by the Contractor at no expense to the Department. The repair shall consist of a patch of the same type of geotextile placed over the damaged area. The patch shall be sewn at all edges.

If geotextile seams are to be sewn in the field or at the factory, the seams shall consist of two parallel rows of stitching, or shall consist of a J-seam, Type SSn-2. The two rows of stitching shall be 1 inch apart with a tolerance of plus or minus 0.5 inches and shall not cross, except for re-stitching. The stitching shall be a lock-type stitch. The minimum seam allowance, i.e., the minimum distance from the geotextile edge to the stitch line nearest to that edge, shall be 1.5 inches if a flat or prayer seam, Type SSa-2, is used. The minimum seam allowance for all other seam types shall be 1 inch. The seam, stitch type, and the equipment used to perform the stitching shall be as recommended by the manufacturer of the geotextile and as approved by the RCE.

The seams shall be sewn in such a manner that the seam can be inspected readily by the RCE or his Representative. The seam strength will be tested and shall meet the requirements stated herein.

5. Fill Placement.

Embankment construction shall be kept symmetrical at all times to prevent localized bearing capacity failures beneath the embankment or lateral tipping or sliding of the embankment. Place fill over the geotextile by dumping onto previously placed material and pushing the material into place. Stockpiling of fill on the geotextile will not be allowed. Do not operate any construction equipment directly on the geosynthetic material under any circumstances.

Place the fill material in uniform layers so that there is a minimum lift thickness (loose) of 8 inches between the geosynthetic material and equipment tires or tracks at all times. The minimum thickness of the first lift is 8 inches. Do not allow construction equipment to turn on the first lift of material above the geosynthetic material. Do not blade the first lift placed over the geosynthetic material. If the subgrade is very soft with an undrained shear strength less than 500 psf, minimize pile heights to less than 3 feet and spread piles as soon as possible after dumping to minimize the potential for localized subgrade failure due to overloading of the subgrade.

Do not use sheepfoot or studded compaction equipment on the first lift placed over the geosynthetic material. Stop vibrator on compaction equipment if pumping occurs. Do not operate any construction equipment that results in rutting in excess of 3 inches on the first lift. If rutting exceeds 3 inches, decrease the construction equipment size and/or weight or increase the lift thickness. Use only rubber-tired rollers for compaction if any foundation failures occur when placing subsequent lifts. Compact all lifts to the moisture and density requirements for each embankment specified in the Standard Construction Specifications. Do not blade material down to remove ruts. Fill any ruts or depressions with additional material and compact to the specified density.

A sandy material that meets the requirements of an A-2 AASHTO soil classification shall be the only borrow excavation soil allowed for placement between the lowest elevation geotextile and the bottom of the pavement section. The embankment fill soils shall be compacted in accordance with the 2007 Standard Specifications for Highway Construction. Fill shall be placed in 12-inch maximum lift thicknesses where heavy compaction equipment is to be used and 6-inch maximum uncompacted lift thicknesses where hand-operated equipment is used.

The geotextile shall be pretensioned during installation using either Method 1 or Method 2 as described herein. The method selected will depend on whether or not a mudwave forms during placement of the first one or two lifts. If a mudwave forms as fill is pushed onto the first layer of geotextile, Method 1 shall be used. Method 1 shall continue to be used until the mudwave ceases to form as fill is placed and spread. Once mudwave formation ceased, Method 2 shall be used until the uppermost geotextile layer is covered with a minimum of 1 foot of compacted fill. These special construction methods are not needed for fill construction above this level. If a mudwave does not form as fill is pushed onto the first layer of geotextile, then Method 2 shall be used initially and until the uppermost geotextile layer is covered with at least 1 foot of compacted fill.

Method 1

After the working platform, if needed, has been constructed, the first layer of geotextile shall be laid as outlined in the Project Plans and the joints sewn together. The geotextile shall be stretched manually to ensure that no wrinkles are present in the geotextile. The fill shall be end-dumped and spread from the edge of the geotextile. The fill shall first be placed along the outside edges of the geotextile to form access roads. These access roads will serve three purposes: to lock the edges of the geotextile to form access roads, to contain the mudwave, and to provide access as needed to place fill in the center of the embankment. These access roads shall be approximately 16 feet wide. The access roads at the edges of the geotextile shall have a minimum height of 2 feet completed. Once the access roads are approximately 50 feet in length, fill shall be kept ahead of the filling operation, and the access roads shall be kept approximately 50 feet ahead of this filling operation. Keeping the mudwave ahead of this filling operation and keeping the edges of the geotextile from moving by use of the access

roads will effectively pre-tension the geotextile. The geotextile shall be laid out no more than 20 feet ahead of the end of the access roads at any time to prevent overstressing of the geotextile seams.

Method 2

After the working platform, if needed, has been constructed, the first layer of geotextile shall be laid and sewn as in Method 1. The first lift of material shall be spread from the edge of the geotextile, keeping the center of the advancing fill lift ahead of the outside edges of the lift. The geotextile shall be manually pulled taut prior to fill placement. Embankment construction shall continue in this manner for subsequent lifts until the uppermost geotextile layer is completely covered with 1 foot of compacted fill.

D. METHOD OF MEASUREMENT

Measurement of geotextile is on a square yard basis and will be computed based on the total area of geotextile shown in the Plans, exclusive of the area of geotextiles used in any overlaps, seams, and/or joints. This shall include all costs associated with installation of the geotextile. Overlaps and any geotextile waste are an incidental item.

E. BASIS OF PAYMENT

Payment at the contract unit price is full compensation for all resources necessary to complete the item of Work under the contract. Payment for the completed and accepted quantities is made under the following:

Item No.	Pay Item	Unit
2037110	GEOTEX REINF.	SY

(45) SECTION 205: VIBRATING WIRE DATA COLLECTION CENTERS:

See SCDOT Supplemental Technical Specification for Vibrating Wire Data Collection Center SC-M-203-11 (07/19).

Delete and replace Paragraph 3.3 of Supplement Technical Specification SC-M-203-11 with the following:

The working drawing shall contain the location of VW-DCC if different from the locations indicated in the Plans. Provide written explanation of why the VW-DCC has to be relocated from the locations indicated in the Plans with the working drawing. Note that a working drawing is not required if the VW-DCC is installed at the locations indicated on the Plans. Submit working drawings for review in accordance with the requirements provided in Section 725 of the Standard Specifications for Highway Construction. Submit the working drawings no later than 30 calendar days prior to installation of the VW-DCC(s). Failure to follow the requirements of the Plans, specifications or this STS may cause delay in processing the submittals. Any subsequent loss of construction time due to failure to follow the requirements as indicated will not be accepted by the Department as a valid reason to change the project's completion date or provide the Contractor with additional time. Do not begin installation of the VW-DCC until the reviewed working drawings have been stamped and distributed by the Department for construction. Review and acceptance will be in accordance with Section 725.

May 24, 2013

A. DESCRIPTION

This work includes furnishing all supervision, materials, equipment, and labor, and related services necessary for providing and maintaining a Vibrating Wire Data Collection Center (VW-DCC) at the locations indicated in the plans and in accordance with these specifications. This work consists of automating the data collection for vibrating wire rod extensometers (RE), total pressure cells (TPC), and piezometers (PZ) with a real-time system that is accessible via the internet in

accordance with the Department's Geotechnical Instrumentation Monitoring Plan for the entire duration of the project as determined necessary for evaluating the settlement and pressure instrumentation of the embankments being constructed.

B. VIBRATING WIRE DATA COLLECTION CENTER

The Vibrating Wire Data Collection Center (VW-DCC) is an automated centralized vibrating wire data collection center. The VW-DCC will be used to collect VWRE, TPC and PZ readings. Temperature readings shall also be collected when instrumentation contains thermistors. The automated collection of VW data shall be accomplished by using a data logging system that is sufficiently capable to monitor the VW sensors indicated in the plans and with the capability of adding four additional rod extensometers and six piezometers to the system. Sufficient ports shall be provided to also monitor temperature. The reserve instrumentation monitoring capacity can be either achieved by using a data logging system with sufficient ports or by having the capability to expand the system if needed. The Contractor shall maintain compatibility between the data logging system and the rod extensometers, total pressure cells, and piezometer instrumentation. In order to maintain compatibility of the systems and be able to get technical assistance from the manufacturer during installation and throughout the project, the VW-DCC system should be supplied / manufactured by the same company that is supplying the VWRE, TPC, and PZ instrumentation. In addition, the VW-DCC shall have the following features:

1. Data logging system with sufficient capacity to read and save instrumentation readings
2. The data logging system shall have the reserve capacity to add additional instrumentation if needed
3. Powered by on-site AC current
4. Battery power back-up with surge suppression
5. Telephone/cellular access for transmitting data through the internet
6. Dedicated server for storing and running viewing software
7. On-line instrumentation software for reviewing/downloading instrumentation data
8. Enclosure that protects the equipment from damage during construction, vandalism, and weather

Data collected via the VW-DCC shall be provided to the Department in the format outlined in the Geotechnical Instrumentation and Monitoring Plan.

C. SUBMITTALS

Within 30 calendar days before installing the VW-DCC, the Contractor shall submit to the Department for review the personnel qualification, installation plan, and monitoring plan. The submittals shall contain as a minimum the following information:

1. Qualifications:

The Contractor shall identify the geotechnical engineer that will be responsible for installing and maintaining the VW Data Collection Center. The same geotechnical engineer that is responsible for the vibrating wire REs, TPCs, and PZs will also be responsible for the VW-DCC. The geotechnical engineer's experience in providing automated data logging capabilities such as the VWDC in accordance with the plans and shall be documented by providing a project summary, of at least three projects, that includes for each project the project name, role in providing instrumentation services, type of data logging system, equipment used, duration of the project (i.e. dates), client name and address, name and phone number of representative of the consultant and owner for whom the work was performed and can attest to the successful completion of the work, and any other information relevant to demonstrating the geotechnical engineer's qualifications. In addition, the manufacturer/supplier shall also be on-site during the initial installation of the VW-DCC to ascertain that all instruments have been connected correctly. The manufacturer/supplier shall

also be available for questions from either the geotechnical engineer responsible for maintaining the VW-DCC or from the Department concerning the data being collected.

2. Installation Plan:

- a. The installation plan shall include as a minimum the following information:
- b. The Contractor shall submit the Specification sheet for the proposed VW-DCC system for review and approval by the Engineer
- c. Submit locations where VW-DCC will be installed
- d. Proposed installation method
- e. Proposed method to protect VW-DCC during construction from construction equipment, vandalism, weather

3. Submittal Reviews:

Approval of the personnel qualification and installation plan by the Department shall not relieve the Contractor of its responsibility to successfully install the VW REs, TPCs, and PZs and monitor this instrumentation with VW-DCC in accordance with the plans and specifications. Approval by the Department of the VW-DCC installation plan shall be contingent upon satisfactory demonstration that the VW-DCC is meeting the objectives of the Department's Geotechnical Instrumentation Monitoring Plan. If, at any time, the Department or the Engineer considers that the VW-DCC does not produce satisfactory results, the Contractor shall alter the method and/or equipment as necessary to comply with the Special Provisions and Department's Instrumentation Plan. The Department will be the sole judge in determining the adequacy of the Contractor's VW-DCC.

D. DELIVERY, STORAGE, AND HANDLING

The Contractor shall check all materials and equipment upon delivery to ensure that the proper items are received and are not damaged. All materials shall be stored and maintained in a clean, uncontaminated condition throughout the course of the project. Upon receipt of the VW-DCC, the Contractor shall submit copies of the manufacturer's installation and instruction manual for review and approval by the Engineer and shall make available the data logging system for inspection by the Engineer.

E. ABANDONMENT OF VW-DCC

Once the Engineer has determined that VW-DCC systems have served their purpose and are no longer needed, the VW-DCC shall be abandoned by removing all equipment and signal wires a minimum of 2 feet of ground surface.

F. METHOD OF MEASUREMENT

The number of VW-DCC provided in the plans, will be paid for at the contract unit price bid for "Vibrating Wire Data Collection Center" which shall include, but not limited to, all labor, materials, and equipment necessary to install a vibrating wire data collection center along with data as outlined in the Geotechnical Instrumentation and Monitoring Plan. Payment will not be made for VW-DCC that malfunction or are rejected for their inability to perform, or do not meet the requirements in the plans and these specifications.

G. BASIS OF PAYMENT

The price and payment for this work shall be full compensation for furnishing the necessary data logging system, enclosure, protection from vandalism and construction equipment, data as outlined in the Geotechnical Instrumentation and Monitoring Plan, and incidental items based on the successful implementation of the VW-DCC system.

Payments shall be made under:

Item No.	Pay Item	Pay Unit
8990440	VW DATA COLLECTION CENTER	EA

(46) SECTION 205: VIBRO COMPACTION:

June 27, 2013

A. DESCRIPTION

This section presents administrative and procedural requirements for ground modification by Vibro-Compaction (VC). Vibro-compaction shall be implemented in and below the existing embankment fill material of both the beginning of bridge approach embankment and the end of bridge approach embankment. VC shall be provided as documented in the Plans. The purpose of the vibro-compaction program is to densify the granular soils at the specified locations and depths to mitigate liquefaction potential.

The Contractor shall perform layouts and measurements for VC Work. VC points may be surveyed in or located by measuring offsets from surveyed points (e.g., Project stations) using a tape measure.

The Contractor shall notify the Engineer a minimum of 48 hours prior to commencement of the VC operations at each approach embankment location.

Any change in the predetermined VC program necessitated by a change in the field conditions shall be immediately reported and submitted to the Geotechnical Engineer. Upon completion of the Work, the Contractor shall submit a drawing of as-built locations of vibro-compacted columns.

B. REFERENCES

The Geotechnical Engineer will coordinate all testing to determine compliance with the Project design.

1. Applicable Standards: The most recent version of the following testing methods or standards shall be employed:
 - a. ASTM D1586 “Standard Test Method for Standard Penetration Test (SPT) and Split-Barrel Sampling of Soils”
 - b. ASTM D5778 “Standard Test Method for Electronic Friction Cone and Piezocone Penetration Testing of Soils” (CPT)
 - c. ASTM D6635 “Standard Test Method for Performing the Flat Plate Dilatometer” (DMT)

2. Reference Documents: Reference Documents to be used by the Contractor shall include:
 - a. This specification
 - b. Attached Plans
 - c. Project geotechnical report prepared by the Geotechnical Engineer.

Prior to commencing Work, the Contractor shall examine the Site, drawings, records of existing utilities and other existing subsurface structures, and soil test boring logs made available in the original bid documents and those performed by the Geotechnical Engineer to help determine VC installation conditions.

C. SUBMITTALS

This section details all Submittals required prior to field Work, at completion of the test section, during production Work, and after the Work is completed.

1. Pre-Field Work Submittals: The following shall be submitted to the SCDOT by the Geotechnical Engineer prior to the start of the Work. VC operations may not commence until approval by the SCDOT is granted.
 - a. A Work Plan prepared by the Contractor for the production Work outlining the anticipated spacing, location and depth to achieve the Project design criteria.
 - b. Drawing(s) for review, indicating the spacing, location, and depth of the VC probes to achieve the Project design criteria.
2. Post Test Section and Pre-Production Work:
 - a. Results of the test section evaluation.
 - b. A revised Work plan and VC layout should the test section results require a modification to the original Work and production Plans.
3. During Production Submittals: The following shall be submitted to the SCDOT by the Geotechnical Engineer during the Work:
 - a. Any change in the predetermined VC program necessitated by a change in the field conditions.
4. Closeout Submittal: The following shall be submitted to the SCDOT by the Geotechnical Engineer within 14 days of the completion of the VC Work.
 - a. As-Built Plans: Drawings documenting any significant changes to the shop drawing. If no changes are noted, then no As-Built Plans are necessary following completion of the VC program.

D. EQUIPMENT AND MATERIALS

The Contractor shall supply equipment in good operating condition capable of performing the Work specified herein. The Contractor shall use equipment capable of efficiently accomplishing the required soil densification. The probe shall have durable markings on one-foot intervals allowing a visual determination of the depth of penetration when in use. The probe shall be of sufficient length to extend a minimum depth of thirty (30) feet below existing grade.

The VC procedure is not intended to be a ‘wet’ operation. Water shall be used sparingly to mitigate clogging of the VC equipment.

Settlement resulting from the VC operations is anticipated. Any required fill placement in the resulting deformations required to meet the design grade(s) shall meet the requirements outlined in the *Special Provision 40 – Section 203: Borrow Excavation* provided in the bid documents.

Groundwater is anticipated to emerge to the ground surface during VC operations. The Contractor shall implement Best Management Practices (BMP’s) to efficiently control surface groundwater runoff in accordance with the Contract Documents.

E. CONSTRUCTION

Production VC criteria shall be as follows:

1. Depth of treatment: The probe tip shall penetrate to the minimum elevation specified in the above referenced Documents and Submittals.
2. Locations/Spacing: The center-to-center probe spacing shall adhere to the requirements in the above referenced Documents and Submittals. Probes shall be performed within 12 inches of the planned location
3. Limits of Work: The limits of the VC Work are shown on the drawings described in the above referenced Documents and Submittals.

F. QUALITY CONTROL

The details of the quality control program are as follows:

1. Technical Oversight: All VC operations shall be performed under the inspection of the Geotechnical Engineer's Representative.
2. Monitoring and Logging: Monitoring and logging of all VC operations for the test area and production Work shall be done by the Contractor.
3. Test Section: The Geotechnical Engineer's Representative shall monitor the performance of the test section and perform the testing indicated below:
 - a. A test section shall be performed before production Work, as follows:
 - 1) The test section location shall be agreed upon by the Geotechnical Engineer and the Contractor within the treatment area. The test section will consist of a minimum of twelve (12) VC points in three (3) rows of four (4) points each. For preliminary design considerations, the vibro-densification program will utilize a five (5) foot triangular grid for the indicated treatment area(s).
 - 2) The method of installation, materials, equipment, and procedures shall be the same as those to be used for production Work.
 - 3) Based on the results from the test section, modifications to the Work Plan may be implemented, as needed, to meet the Project design. Any changes to the Work Plan will be submitted to the SCDOT following completion of the test program.
 - b. The Geotechnical Engineer shall coordinate the following tests of the test section after a minimum wait period of four (4) days from completion of the VC activities of the test program: One (1) CPT (*or* SPT) test performed at the center of a VC probe location, and one (1) CPT (*or* SPT) test performed at the midpoint of adjacent VC probe locations.
 - c. The primary method for determining the post-treatment soil strength parameters for production VC Work will be from the phi angle correlations in Chapter 7 of the SCDOT Geotechnical Design Manual. These equations are based on either the blow counts as determined from the SPT test, the cone tip resistance as determined from the CPT test, or the horizontal stress index as determined from the DMT test.
 - d. The production VC criteria will be based on a minimum applied relative energy for a given time rate. Following completion of the test program, the Geotechnical Engineer will establish criteria for the production VC Work.
4. Daily Records: Monitoring and logging of VC operations for the test area and production Work shall be performed by the Contractor. At a minimum, the following information shall be collected for each VC probe location:
 - a. Equipment details and specifications
 - b. Embankment location
 - c. Probe ID (i.e. A-27)
 - d. Start and finish time
 - e. Maximum recorded energy reading
 - f. Depth of treatment
 - g. Comments or unusual observations

A sample monitoring log for the VC Work is provided with this specification.
5. Monitoring of Existing Structures: There are no structures within 500 feet of the planned VC Work, and, therefore, a vibration monitoring program is not required for the VC Work
6. The Contractor shall ensure that procedures and documentation conform to these specifications.

G. METHOD OF MEASUREMENT

The acceptance of the VC Work shall be solely based on the results from the pre-treatment test program outlined in this specification. The Geotechnical Engineer shall provide to the SCDOT a

signed and sealed statement that the soil improvement conforms to requirements of the Project design.

H. RESTRICTIONS

The Contractor shall be responsible for obtaining the necessary State and municipal permits for the intended construction. The Contractor shall be responsible for the precise delineation of all above and below ground utilities and obstructions and shall accurately mark their layout at the Site. The following shall also be listed within this section when applicable:

1. Environmental restrictions
2. Work boundaries
3. Hours and days available for construction

(47) SECTION 205: DEEP SOIL MIXING (DSM):

September 22, 2011

A. DESCRIPTION

This Work shall consist of using deep soil mixing (DSM) construction techniques (also known as deep mixing methods, DMM) to improve weak subsurface soils by mixing a binder material with insitu soil to produce a DSM column composed of a soilbinder mixture that has increased compressive strength and stiffness properties compared to the original insitu soil properties. A column is defined as the extent that the existing ground is improved by insertion and removal of the mixing tool to the full improvement depth required in the Plans. DSM column mixing methods allowed are described in subsection A.1 and DSM column spacing requirements are described in subsection A.2. The purpose for constructing DSM columns is to improve weak subsurface soils in order to stabilize and/or improve performance of existing ground prior to constructing bridge foundations, embankments, mechanically stabilized earth (MSE) walls, retaining walls, and other transportation structures or facilities as specified herein and shown on the Plans and Contract Documents. References listed in subsection A.3 may be used in these special provisions and will be used to evaluate this Work.

The Work covered by this specification includes furnishing all necessary plant, labor, equipment, geotechnical subsurface investigation, pre-production laboratory testing, test section(s), surcharges/berms constructed at the DSM improved locations (if shown in the Plans or required to meet DSM column performance requirements), in-situ testing, sampling/coring, QA/QC testing, reporting, and other Work described below. The Contractor shall be familiar with Project geotechnical conditions and recognize that geotechnical data is available with geotechnical boring logs, laboratory testing results, and other pertinent information.

1. DSM Mixing Methods:

This special provision contains specifications for construction of DSM columns by either the wet or dry mechanical mixing method. The Contractor shall use the DSM mechanical mixing method specified in the Plans unless other methods are approved in writing by the Engineer. DSM column mixing method for the wet and dry mixing methods are defined as follows:

- a. **Wet Method:** The wet method consists of mixing a binder in slurry form (i.e. cement grout) with existing soils using auger-type equipment (paddles, augers, and other rigid mixing tools), without use of externally directed high pressure jets, to form a DSM column consisting of a homogeneous mixture of cement grout and in-situ soils. The wet mixing method typically produces spoils in the range of 10 to 60 percent of the treated volume. A soil-cement column formed by the wet mixing method is abbreviated herein as DSM-SCC).
- b. **Dry Method:** The dry method consists of mixing dry binders (i.e. lime-cement or cement) into the in-situ soils. The dry binder is injected into the soil by using air pressure. The mixing tool blends the binder material with the in-situ soil and water to form a DSM column of a homogeneous mixture of binder materials and in-situ soils. The dry mixing method typically

produces spoils less than 10 percent of the treated volume. A DSM column (lime-cement or cement) formed by the dry mixing method is abbreviated herein as DSM-LCC.

2. DSM Column Spacing:

The DSM columns shall be spaced and arranged as indicated on the Plans or as otherwise directed by the Engineer. DSM columns can be constructed by using group column spacing or by using block column spacing as described below:

- a. **Group Column Spacing (GCS):** DSM group column spacing (GCS) consists of constructing a single column (no overlap with adjacent DSM columns) with a diameter of 20 to 36 inches or as required in the Plans. The DSM columns group spacing is defined in the Plans by specifying a pattern (i.e. triangular, grid, etc.) and center-to-center spacing between DSM columns.
- b. **Block Column Spacing (BCS):** DSM block columns spacing (BCS) consists of constructing an improved soil zone with DSM columns overlapping adjacent DSM columns. Since the improved soil zone is continuous, the size of the DSM column is not specified in the Plans to accommodate variations in the Contractor's equipment dimensions. As a result of Contractor equipment variations in size, any variations in the dimensions of the zone of ground improvement shown in the Plans will require written approval by the Engineer. The center-to-center spacing shall be determined by the Contractor based on the DSM construction equipment in order to provide continuous overlapped DSM columns in accordance with the Plans and specifications. Continuous column spacing may be achieved by the use of DSM equipment capable of constructing multiple columns simultaneously. The DSM column overlap distance between adjacent DSM columns shall be a minimum of 20 percent of the DSM column diameter or as approved by the Engineer. The DSM column center-to-center spacing between adjacent columns shall be defined as the DSM column diameter minus the column overlap distance.

3. References:

The evaluation of this Work, including the DSM Installation Plan, test section(s), QC testing, and QA testing will be based on, but not limited to, the following references:

- a. Bruce, D.A. (2000). "An Introduction to the Deep Soil Mixing Methods as Used in Geotechnical Applications, Volume I," FHWA-RD-99-138.
- b. Bruce, D.A. (2000). "An Introduction to the Deep Soil Mixing Methods as Used in Geotechnical Applications, Volume II: Appendices," FHWA-RD-99-149.
- c. Bruce, D.A. (2001). "An Introduction to the Deep Mixing Methods as Used in Geotechnical Applications, Volume III: The Verification and Properties of treated Ground," FHWA-RD-99-167.
- d. Elias, V., Welsh, J., Warren, J., Lukas, R., Collin, J.G., and Berg, R.R., (2006). "Ground Improvement Methods," Volumes I and II, FHWA NHI-06-019 and FHWA NHI-06-020, US Dept. of Transportation, Federal Highway Administration.
- e. Filz, G. M., Hodges, D. E., Weatherby, D. E., and Marr, W. A. (2005). "Standardized Definitions and Laboratory Procedures for Soil-Cement Specimens Applicable to the Wet Method of Deep Mixing." *Innovations in Grouting and Soil Improvement*, Reston, Virginia, 13.
- f. Filz, G. M. and Stewart, M. E. (2005). "Design of Bridging Layers in Geosynthetic-Reinforced, Column-Supported Embankments." Virginia Transportation Research Council, Charlottesville, VA
- g. Jacobson, J. R., Filz, G. M., and Mitchell, J. K. (2003). "Factors Affecting Strength Gain in Lime-Cement Columns and Development of a Laboratory Testing Procedure," Report prepared for the Virginia Transportation Research Council, Virginia Polytechnic Institute and State University, Report No. 57565, FHWA/VTRC 03-CR16.

- h. Jacobson, J. R., Filz, G. M., and Mitchell, J. K. (2005). "Factors Affecting Strength of Lime-Cement Columns Based on a Laboratory Study of Three Organic Soils." Deep Mixing '05: International conference on deep mixing best practice and recent advances.
- i. Larsson, S. (2005a). "State of Practice Report – Execution, monitoring and quality control," Volume 2, Deep Mixing '05: International Conference on Deep Mixing Best Practice and Recent Advances.
- j. Larsson, S. (2005b). "On the use of CPT for quality assessment of lime-cement columns." Deep Mixing '05: International Conference on Deep Mixing Best Practice and Recent Advances.
- k. McGinn, A. J. and O'Rourke, T. D. (2003). "Performance of deep mixing methods at Fort Point Channel." Cornell University.

B. MATERIALS

1. Wet Method (DSM-SCC):

Cement: Portland cement shall be low alkali Type II conforming to Section 701.2.1 and ASTM C150. Slag cement shall conform to Section 701.2.3 and ASTM C 989. All cement shall be homogeneous in composition and properties and shall be manufactured using the same methods at one plant by one Supplier. Tricalcium aluminate content shall not exceed 7 percent.

Water: Water shall conform to the requirements of Section 701.2.11.

Admixtures: Cement admixtures will not be allowed without written approval by the Engineer. Cement admixtures are ingredients that are used to permit efficient use of materials and proper workability of the binder material being mixed into the in-situ soils. The Contractor is required to submit any proposed admixtures and their intended effect when the binder mix design is submitted for approval by the Engineer.

Cement Grout: The cement grout shall be a stable homogeneous mixture of cement, admixtures (if approved), and water in proportions determined by the results of the test section and approved by the Engineer. The cement grout is mixed with the in-situ soils to form DSM-SCC columns.

Soil-Cement Mixture: The DSM column shall be composed of a stable and uniform soil-cement mixture of cement grout and in-situ soil that meets the Project compressive strength and other requirements in the Plans and these special provisions. The proposed ratios of concrete grout to in-situ soils and quantities of various components shall be determined by the results of the test section and approved by the Engineer.

2. Dry Method (DSM-LCC):

Cement: Portland cement shall be low alkali Type II conforming to Section 701.2.1 and ASTM C150. Slag cement shall conform to Section 701.2.3 and ASTM C 989. All cement shall be homogeneous in composition and properties and shall be manufactured using the same methods at one plant by one Supplier. Tricalcium aluminate content shall not exceed 7 percent.

Quick Lime: Quick lime shall have at least 99 percent passing the #8 sieve (3.18 mm) and at least 90 percent passing a No. 12 Sieve (2.12 mm), an active CaO content greater than 80% and a Floatability of 70.

Premixed Lime-Cement: If a premixed quick lime and cement is to be used, the manufacturer of the mixture must certify that the proportions of lime and cement provided are in accordance with the design requirements developed from the test section and approved by the Engineer.

Admixtures: Cement admixtures will not be allowed without written approval by the Engineer. Cement admixtures are ingredients that are used to permit efficient use of materials and proper workability of the binder material being mixed into the in-situ soils. The Contractor is required to submit any proposed admixtures and their intended effect when the binder mix design is submitted for approval by the Engineer.

Binder: The binder will be a stable homogeneous mixture of cement, lime (if applicable), and admixtures (if approved), in proportions determined by the results of the test section and approved by the Engineer. The binder material is delivered using air pressure and is mixed with the in-situ soils to form DSM-LCC columns.

Soil-Binder Mixture: The DSM column will be composed of a stable and uniform soil-binder mixture that meets the Project design requirements and these special provisions. The proposed ratios of binder material to in-situ soils and quantities of various components shall be determined by the results of the test section and approved by the Engineer.

C. SUBMITTALS

A minimum of 45 calendar days prior to beginning the DSM Work, the Contractor shall submit a DSM Construction Plan and Shop Plans/Working Drawings for review and approval by the Engineer. The DSM Construction Plan and Shop Plans/Working Drawings shall be prepared, signed, and sealed by an agent/Representative of the DSM Contractor that is a Professional Engineer licensed in the State of South Carolina. The Contractor shall not commence DSM installation without the approval of all Submittals by the Engineer. Approval by the Engineer will not relieve the Contractor of its responsibilities to provide materials and equipment necessary to install DSM columns in accordance with the Plans and specifications. If, at any time, the Engineer considers that the Contractor's installation operation does not produce a satisfactory DSM column, the Contractor shall alter its method and/or equipment as necessary to comply with the Plans and specifications at no additional cost to the Department.

The Contractor shall submit 8 sets of the DSM Construction Plan and 8 sets of Shop Plans/Working Drawings to the Preconstruction Support Engineer (PSE) for review in accordance with the requirements provided herein. Send DSM Construction Plan and Shop Plans/Working Drawings for projects designed for the Department by a design consultant directly to the consultant. For DSM Construction Plan and Shop Plans/Working Drawings sent to the PSE, send a copy of the transmittal letter to the BCE, the OMR, and the RCE. For Shop Plans sent directly to a design consultant, send a copy of the transmittal letter to the PSE, the BCE, the OMR, and the RCE. Obtain the necessary mailing information at the Preconstruction Conference.

1. DSM Construction Plan:

The DSM Construction Plan shall document and provide, as a minimum, the following information:

- a. *Qualifications:* Evidence of six years of accumulated experience over a period of 10 years and competence to construct the required DSM columns by the mixing method (i.e. wet or dry) required for the project shall be submitted. As a minimum, the Contractor shall submit a detailed description of three DSM projects completed using the required mixing method within the previous six years that demonstrate the Contractor's experience and competence. Jet grouting or penetration grouting projects will not be acceptable as representative of DSM construction techniques. Each DSM project submitted as proof of experience and competence shall have a minimum total treatment volume of not less than 20 percent of the DSM treatment volume for this project or 30,000 cubic yards of DSM treatment volume, whichever is greater, in high plasticity clay, sand, and silt. At least two of the submitted DSM projects using the required mixing method shall have average treatment depths greater than 60 feet. Each DSM project submitted shall have the following information:

- 1) Project name, location, and completion date

- 2) Current contact information (address, phone number, and email) of project owner, designer, geotechnical consultant, and contract manager
- 3) Surface and subsurface conditions, and strength (average, ranges, and means used to determine strength) of DSM columns installed
- 4) Minimum, maximum, and average rates of DSM installation
- 5) Project cost and duration of DSM installation
- 6) Average depths and ranges of depths of DSM columns installed. Provide total linear footage and volume (cubic yards) of DSM columns installed
- 7) Percent of project total based on QA/QC testing that met the project Acceptance criteria and percent of project total based on QA/QC testing that required remediation techniques after initial DSM installation

The Contractor shall also submit a list of completed ground improvement projects where they performed DSM column construction techniques over the past six years that includes items “a” and “e” listed above, type of DSM mixing, and DSM quantity constructed (similar to item “f” above).

The Contractor's proposed DSM superintendent shall have a minimum of three years of accumulated experience with DSM construction equipment and construction management within the past six years. The DSM superintendent shall have been employed by the Contractor for the most recent three years. The proposed DSM superintendent shall have been superintendent for the Contractor on at least one of the three DSM projects submitted by the Contractor as evidence of their experience. Experience and training records shall be submitted for proposed DSM superintendent and operators of construction equipment. Any changes in DSM construction personnel shall require Submittal of qualifications for approval.

The Independent Testing Laboratory shall have at least 5-years' experience as a materials testing laboratory, including the performance of testing comparable to that required herein. The Person in charge of the testing Work for the Independent Testing Firm shall be a Professional Civil Engineer, registered in the State of South Carolina. The Independent Testing Laboratory's supervisor and each field Representative who will take samples in the field shall have at least 5-years' experience in taking concrete samples in the field and performing compressive strength tests in accordance with AASHTO requirements and be accredited as required by SCDOT to obtain and form concrete test cylinders. The persons who will perform laboratory testing shall have at least 2-years' experience in performing the soil tests required herein.

- b. *Protection of Utilities:* Location of all subsurface utilities in the area and the plan to protect them in place if the utilities are not being relocated out of the affected area.
- c. *Construction Schedule:* A construction schedule for the DSM Work identifying start dates and durations for all portions of the Work, including equipment mobilization, equipment setup, test section(s) construction, production DSM construction at each location, and QC testing.
- d. *DSM Mixing Method:* Provide the type of mixing method (Wet or Dry) that will be used in accordance with the Plan Documents to construct the DSM columns in accordance with the Plans and these specifications.
- e. *Equipment and Procedures:* A detailed description of the equipment (include catalog cut sheets of equipment dimensions) and procedures to be used during all facets of the Project including, but not limited to the conduct of the following:
 - 1) Test section(s)
 - 2) Site preparation
 - 3) Stage construction of DSM test section(s) and production DSM (if required)
 - 4) Locating the DSM columns in the field
 - 5) DSM spoil containment, handling, and disposal
 - 6) Confirming method to check that the DSM are installed plumb

- 7) Quality control program
 - 8) Monitoring quality control parameters
 - 9) Sample collecting for laboratory confirmation testing
- f. *DSM Test Section Subsurface Information and Location*: Submit the probe testing results used to pre-approve the location of the test section(s). Provide a minimum of two probe test at each test section in accordance with Section H.2 for review and approval by the Engineer of the proposed location of the test section(s). Pre-approval of the test section location(s) shall be required before commencing Pre-production field and laboratory testing (Section D). Probe testing shall be conducted to the production DSM depths plus 10 feet that the test section represents. Indicate on a Plan drawing the location of the test section(s), dimensions and layout of the test section(s), number of DSM columns (include designation of each DSM column), and location of probe testing performed (Section H.2). This information should be included in this Submittal even if submitted previously during pre-approval of DSM test section location(s).
- g. *Pre-Production DSM Binder Mix Design Report*: Final report of pre-production laboratory and field testing used to develop proposed wet or dry binder mix design for the construction of the test section(s). The pre-production laboratory and field testing shall conform to Section D of this special provision.
- h. *Cement and Cement Grout Mix Design (Wet Mixing Method, DSM-SCC)*: Proposed cement and cement grout mix design when DSM columns are constructed using the wet mixing method (DSM-SCC). The design shall include the following:
- 1) Cement type and Cement manufacturer's certificate of compliance.
 - 2) Cement grout water-cement ratio, by weight. Include details to fully describe and illustrate the methods for grout proportioning to achieve the design mix.
 - 3) Cement Factor (also known as Residual Cement Factor) which is the amount of cement, dry weight in pounds, that remains in the ground after mixing, per cubic yard of in-situ soil-cement.

These mix design parameters will be reviewed based on the pre-production field and laboratory testing results developed in accordance with Section D. The acceptance of the proposed grout mix/soil/cement mix design shall be contingent on the test section(s) results meeting the acceptance criteria of Section K. The Contractor may propose to expand the size of the test section to demonstrate that somewhat different grout water/cement ratio and/or cement factor is workable in achieving the required soil-cement strength under actual in-situ conditions. Provide documentation of calibration of the mixing plant.

- i. *Binder Mix Design (Dry Mixing Method, DSM-LCC)*: Proposed binder mix design(s) when DSM columns are constructed using the dry mixing method (DSM-LCC). Binder mix design shall include all materials, quantities, and dosages required to achieve the acceptance criteria (Section K). The design shall include the following:
- 1) Cement type and Cement manufacturer's certificate of compliance
 - 2) Quick lime (if used) manufacturer's certificate of compliance
 - 3) Pre-mixed lime-cement (if used) manufacturer's certificate of compliance
 - 4) Binder mix dosage of each material in the binder mix per volume
 - 5) Proportion of binder material to soil in the soil-binder mixture

These mix design parameters will be reviewed based on the pre-production field and laboratory testing results developed in accordance with section D. The acceptance of the proposed binder and soil/binder mix design shall be contingent on the test section(s) results meeting the acceptance criteria of section K. The Contractor may propose to expand the size of the test section to demonstrate that somewhat different binder mix design is workable in achieving the required soil-binder strength under actual in-situ conditions. Provide documentation of calibration of the mixing plant.

- j. *Independent Laboratory Testing*: Identification of all independent AASHTO certified materials laboratory testing facilities that will be used on the Project and the type of

laboratory testing that will be conducted at each laboratory. All laboratory testing shall be performed at a materials laboratory with current AASHTO certification for the type of test being conducted. A single independent AASHTO certified materials testing laboratory shall be used to conduct all of the compressive strength testing that will be performed on the Project.

- k. *Calibrations*: Calibration tests for all metering equipment, including mixing systems, delivery systems, alignment systems, mixing tool rotational and vertical speed, injection pressure, rotation penetration/extraction rates, etc. that are applicable to the mixing method being used on the Project.
- l. *Surcharges/Berms*: Details of any surcharges/berms being constructed as indicated in the Plans or required to obtain DSM column performance in accordance with Plans and specifications. Provide a description of materials used (soil type, Atterberg limits, moisture content, etc.), location, and removal schedule (if required). Surcharges that are required to obtain DSM column performance and are not shown in the Plans shall be constructed after being approved by the Engineer and at no additional cost to the Department.
- m. *Runoff and Spoil Containment (Wet Mixing Method Only)*: Details of all run-off and spoil containment structures will be required when DSM columns are constructed using the wet mixing method (DSM-SCC). These structures will be used to prevent the migration of either cement grout or soil-cement return spoils, disturbed in-situ soils, or other soil material beyond the immediate limits of the soil-cement mixing operation. Also provide description of processes and procedures to be used to collect and retain the soil-cement return and other spoil materials in such manner to allow the spoils to solidify for the necessary time to become a hardened material resembling a hard, dry cohesive material. The resulting hardened spoils shall be disposed of off-site, at no additional cost to the Department.
- n. *Daily Production Control Report and Installation Log*: Provide a sample report and installation log in paper and electronic format that will be used to record the construction of all production DSM columns for the required mixing method. The Daily Production Control Report/Log shall contain at least the following information:
 - 1) Project Name
 - 2) DSM column number and reference drawing number
 - 3) Date
 - 4) Name of DSM Superintendent and equipment operator
 - 5) Start/Finish time of DSM column installation
 - 6) Machine/Rig Number
 - 7) Type of mixing tool and indicate if single or multiple columns formed per stroke
 - 8) DSM column(s) diameter/size
 - 9) DSM column(s) total length (include top and bottom elevations)
 - 10) DSM column center-to-center spacing from adjacent DSM column
 - 11) Verticality of mixing tool in two orthogonal planes for each DSM column
 - 12) Binder mix design designation used
 - 13) A description of obstructions, interruptions, DSM column construction out of tolerance or other difficulties encountered during installation of DSM column and how they were resolved
 - 14) *Material Certifications*: Supplier's certifications of binder materials quality and other additives, if used

Wet Mixing Method (DSM-SCC) reports shall include the following:

- 1) Final current draw for the drilling equipment at the bottom 2 feet of penetration or final hydraulic pressure, if hydraulic motors are used to turn the mixing tools
- 2) Grout injection pressure and volume
- 3) Estimate of spoil volume
- 4) Target and actual cement factors and grout specific gravity measurements per DSM-SCC column

- 5) Date, time, Plan location, and elevation and other details of all soil-cement wet grab samples and any other samples taken during work shift
- 6) The following information shall be logged using automated computer technology for each DSM-SCC installed at intervals no greater than 4 feet and presented in table and graphical forms:
 - a) Elevation in feet
 - b) Mixing tool rotation penetration and withdrawal speed in revolutions per minute vs. depth in feet
 - c) Mixing tool rotation penetration and withdrawal rates in feet per minute vs. depth in feet
 - d) Mixing tool withdrawal rate in mm/revolution vs. depth in feet
 - e) Grout injection rate in gallons per minute vs. depth in feet
 - f) Average quantity of grout injected in gallons per foot injected per vertical foot of DSM-SCC vs. depth in feet

Dry Mixing Method (DSM-LCC) reports shall include the following:

- 1) Installation air pressure at tip and top of the lime-cement column
- 2) Target and actual binder dosage mixed per DSM-LCC column
- 3) The following information shall be logged using automated computer technology for each DSM-LCC installed at intervals no greater than 4 feet and presented in table and graphical forms:
 - a) Elevation in feet
 - b) Mixing tool rotation penetration and withdrawal speed in revolutions per minute vs. depth in feet
 - c) Mixing tool rotation penetration and withdrawal rates in feet per minute vs. depth in feet
 - d) Mixing tool withdrawal rate in mm/revolution vs. depth in feet
 - e) Quantity of binder reagent (i.e. quick lime, cement, and admixtures) injected in kg/ft
 - f) Average binder reagent injected in kg per foot injected per vertical foot of DSM-LCC vs. depth in feet.

2. Shop Plan/Working Drawing:

The Shop Plan/Working Drawing shall contain the location and extent of all production DSM columns that will be constructed as indicated in the Plans. Indicate DSM column spacing and overlap dimensions, including overall dimensions of ground improvement area. Provide the production DSM column numbering system/identification for each location where DSM columns will be constructed. Provide the sequence of DSM column construction that will be used to minimize the effects of ground movements on adjacent existing structures (i.e. MSE walls). The Shop Plan/Working Drawing shall be prepared, signed, and sealed by a Professional Engineer licensed in the State of South Carolina.

D. PRE-PRODUCTION FIELD AND LABORATORY TESTING

A pre-production field and laboratory testing program will be required to develop the proposed DSM wet or dry binder mix design prior to the construction of the test section(s). The field testing program consists of conducting a geotechnical subsurface investigation in accordance with subsection D.1 of this special provision. Soil samples obtained from the geotechnical subsurface investigation shall be used to develop and conduct the pre-production laboratory testing. The pre-production laboratory testing will be required to establish a “base line” of the degree of ground improvement that is possible under optimal construction circumstances for various DSM binder mixes for each distinct soil type that will be encountered during the conduct of the DSM ground improvement. It is recognized that the pre-production laboratory testing will be used as a general indicator of ground improvement that may be obtained in-situ because of substantial differences inherent between laboratory and in-situ mixing conditions. The Contractor shall take appropriate account of these differences, based on published Documents and the Contractor’s experience, to develop a DSM binder mix design that can be used for constructing the test section(s) based on

the results of the pre-production laboratory testing. A pre-production laboratory testing program shall be required for each test section. A DSM binder mix design shall be developed for each major soil type encountered throughout the depth of ground improvement. As a minimum, two binder mix designs for two types of soil shall be required per test section. The minimum pre-production laboratory testing requirements for wet and dry mixing methods are provided in subsections D.2 and D.3 of this special provision, respectively.

The Contractor shall submit the geotechnical subsurface investigation plan of the proposed field sampling and laboratory testing to the Engineer for review and approval a minimum of 14 calendar days prior to commencing the geotechnical subsurface investigation. The Contractor shall submit the results of the geotechnical subsurface investigation and the pre-production laboratory testing plan to the Engineer for review and approval a minimum of 14 calendar days prior to commencing the pre-production laboratory testing. The results of the pre-production field and laboratory testing along with the proposed DSM binder mix designs shall be included in the DSM Installation Plan Submittal in accordance with section C.

1. Geotechnical Subsurface Investigation:

In-situ soils used for the pre-production laboratory testing shall be obtained from additional subsurface investigation conducted at or near the location of the approved test section(s) locations. The Contractor shall retain the services of a geotechnical consultant to drill several 3-inch continuously sampled soil borings to obtain sufficient material to perform the pre-production laboratory testing. The sampling shall be performed in such a manner that provides continuous, representative samples of the soil column. This can be effectively accomplished via Geo-probe sampling techniques, undisturbed sampling in fine-grained soils, split-spoon sampling, or any other sampling technique proposed by the Contractor and approved by the Engineer.

Contractor shall check for utility conflicts at boring locations with appropriate utility agencies, survey boring locations and survey locations tied to the Project baseline alignment. The borings shall extend from the ground surface to the bottom elevation of the DSM columns shown in the Plans to establish general soil and groundwater conditions in the vicinity of the Work prior to construction of the test section(s). The geotechnical investigation shall be done in conformance with the latest version of the SCDOT Geotechnical Design Manual (GDM). SCDOT practices including but not limited to boring logs and laboratory data reporting shall be used. The geotechnical consultant shall classify and record soil types within 7 days of obtaining the samples in the field. The Geotechnical consultant shall perform laboratory testing on representative samples of the entire soil profile that will be subject to ground improvement. As a minimum, test six representative samples of cohesive soils taken from different locations and four representative samples of cohesionless soils taken from different locations. The laboratory testing, as a minimum, will consist of the following:

- a. Cohesive and organic soils (i.e. peat) will be subject to laboratory tests that include, but not be limited to, moisture content, Atterberg limits, organic content, and unconfined compression tests.
- b. Cohesionless soils will be subject to laboratory tests that include, but not be limited to, grain size analysis, fraction passing #200 sieve, Atterberg Limits, and moisture content.

All soil samples to be used for the pre-production laboratory testing shall be stored in a manner that prevents any loss of moisture and in accordance with ASTM. Do not allow field samples of the clay to lose moisture between the time of removal from ground and pre-production laboratory mixing/testing.

2. Pre-Production Laboratory Testing.

Pre-Production laboratory testing will require the development of a DSM binder mix testing program for each type of soil where ground improvement will be performed to demonstrate that the required 28-day compressive strength indicated in the Plans will be achieved. The

soils obtained from the geotechnical subsurface investigation performed (Subsection D.1) will be used to perform the laboratory testing. All soil and mixed samples shall be kept out of sunlight at 70 degrees F and under fully humid conditions throughout storage and curing that prevents loss of sample moisture via evaporation.

DSM constructed using the wet mixing method (DSM-SCC) will require that the testing laboratory prepare the soil, mix the binder reagent (i.e. cement, etc.) and water to make grout, and then mix grout and soil together. The specimens shall be mixed using a minimum of four different DSM binder mixes to provide insight into the relationship of cement factor and grout water/cement ratio on the 28-day compressive strength of the soil-binder specimens. Binder materials and individual proportions of cement or admixtures (if used) used shall be documented for each specimen. The procedures outlined by Filz and Stewart (2005) may be used to provide guidance in developing a laboratory testing program.

DSM constructed using the dry mixing method (DSM-LCC) will require that the testing laboratory prepare the soil, binder reagent, and then mix the soil (at the same in-situ moisture) and binder reagent together. The specimens shall be mixed using a minimum of four different DSM binder mixes to provide insight into the relationship of binder proportions on the 28-day compressive strength of the soil-binder specimens. Binder materials and individual proportions of lime, cement, and admixtures (if used) used shall be documented for each specimen. The procedures outlined by Jacobson et.al (2003, 2005) may be used to provide guidance in developing a laboratory testing program.

All test specimens shall be prepared using the lab mixing energy level similar to energy levels used by the Contractor's field equipment. Test specimen cylinders shall be prepared according to procedures submitted to the Department and approved. Strength test three cylinders of soil-binder mixture at 3, 7, 14, 28, and 56 days following mixing. Strength testing shall be performed in accordance with subsection H.4.

E. DELIVERY, STORAGE, AND HANDLING OF MATERIALS

1. DSM Wet Mixing Method (DSM-SCC):

Portland cement shall be measured, handled, transported, and stored in bulk in accordance with the manufacturer's recommendations. Portland cement packaged in cloth or paper bags shall be sealed with plastic or rubber vapor barriers. The Portland cement shall be stored to prevent damage by moisture. Materials that become caked due to moisture absorption shall not be used. Bags of cement shall be stacked no more than ten bags high to avoid compaction. Cement containing lumps or foreign matter of a nature that may be deleterious to the grout mixing or delivery or injection operations shall not be used.

2. DSM Dry Mixing Method (DSM-LCC):

The quicklime and cement shall be stored in closed pressure tanks suitable to be used as pressure vessels, for all pressures required, including those used to load and unload the materials. Delivery trucks shall be loaded at the manufacturer's plant unless approval is given for an intermediate storage facility. Each truck shall have a certified record of the weight of each load of material. The material shall be transported to the Project Site and blown into the on-site storage tanks using a pneumatic system. The air evacuated from the storage tanks during the loading process shall be filtered before being discharged to the atmosphere. A sealed refilling machine shall be used to transport material from the storage tanks to the DSM column mixing machine. This machine shall be refilled using a pneumatic system and an air filter, as specified above.

F. INSTALLATION EQUIPMENT

The DSM column construction equipment and support equipment shall be equipped with mixing tools that are capable of thoroughly blending the in-situ soils and binder material into a homogeneous column of soil-binder to the depths and size required in the Plans. The equipment shall be capable of advancing through previously installed and cured DSM columns as necessary

for installing overlapping and end junction DSM columns. The DSM columns shall be constructed using computerized self-contained construction equipment.

1. DSM- SCC Construction Equipment:

The DSM-SCC construction equipment shall meet the following requirements:

- a. DSM-SCC shall be constructed using real-time computerized self-contained DSM-SCC construction equipment capable of monitoring, controlling, and recording installation data. The DSM-SCC construction equipment shall be equipped with electronic sensors, built into the soil mixing equipment, to perform the following:
 - 1) Determine vertical alignment of the leads in two directions: fore-aft and left-right. The verticality shall be measured using instrumentation that is capable of measure Deviations from verticality to an equivalent of 1-inch in 100-feet.
 - 2) Monitor cement and water proportioning, grout mixing, and water-cement ratios.
 - 3) Monitor the mixing tool depth and penetration/withdrawal speed and mixing tool rotation speed.
 - 4) Monitor mixing tool withdrawal speed and mixing tool rotation speed.
 - 5) Monitor injection quantities and pressure with flow meter and other measuring equipment having precision accuracy not less than 99.5 percent.
 - 6) All output from the sensors shall be routed to a console that is visible to the operator and the Engineer during penetration and withdrawal.
 - 7) The sensors shall be calibrated at the beginning of the Project and calibration data provided to the Engineer. The calibration shall be repeated at intervals not to exceed one month.
 - 8) All of these monitored functions shall be fully adjustable during operation of the equipment.
- b. The DSM-SCC construction equipment power source for driving the mixing tool shall be sufficient to maintain the required revolutions per minute (RPM) or injection pressure and penetration rate from a stopped position at the maximum depth required as determined from the test section(s) for group and/or block DSM column spacing. The Contractor shall also consider the wide range of expected subsurface conditions, indicated by the available geotechnical information.
- c. The DSM-SCC construction equipment shall utilize sufficient mixing and injecting equipment to adequately produce a homogeneous distribution of cement grout throughout the mixed in-situ soils that meet the acceptable criteria. The mixing tools shall uniformly inject cement grout through hollow stem or other piping at locations that distribute the grout across the full diameter of the mixing tools and such that the full auger/mixing paddle assembly passes through the column of soil after the grout is introduced, on both the insertion and withdrawal strokes. Grout shall only be injected in direction within the diameter of the augers or mixing paddles. If grout injection jets are used, they shall not spray beyond the auger diameter.
- d. Continuous auger flights longer than 3 feet or with more than one full, uninterrupted revolution of auger are not allowed as part of the mixing tools. Auger flights and mixing paddles on a shaft shall all reach to the full column diameter and shall have discontinuous lengths and be so oriented as to thoroughly break up the in-situ soils and disperse and blend soils with injected cement grout to form a homogeneous soil-cement mixture.
- e. The auger mixing equipment shall form the required diameter and size of the DSM-SCC as submitted by the Contractor's approved Submittals.
- f. Injection volume estimates shall be only made by precision inline flow meters. Counting or measuring grout pump strokes shall not be acceptable. Injection quantities must be measured in real time by direct measurements of volume and/or mass for each DSM column having injection capabilities, with flow meters and other measuring equipment having precision accuracy not less than 99.5%. Gages and flow meters and other

measuring equipment shall be calibrated and certified as precise and accurate before the start of the equipment's work on the Project, and then again every 4 months.

- g. The DSM-SCC construction equipment shall be adequately marked to allow the Engineer to confirm the penetration depth to within 6 inches during construction.
- h. The cement grout batching plant shall include all storage silos and sheds, pumps, scales, mixers, valves, gauges, and regulating devices required to continuously measure and mix cement grout in real time. Grout shall be mixed in a mixing plant, using a batch process, which combines dry materials and water in predetermined proportions. The plant mixer shall consist of grout mixer, grout agitator, grout pump, automatic batching scales, and a computer control unit. The mixing plant shall meet the following requirements:
 - 1) To accurately control grout mix proportions, the addition of water and cement shall be determined by weight using automatic batch scales in the mixing plant.
 - 2) Admixtures, if used, may be delivered to the mixing plant by calibrated auger provided the Contractor can demonstrate that the auger can deliver the material at the same accuracy as by weight.
 - 3) The mixing components shall be calibrated prior to beginning the Work and monthly thereafter. The calibration data shall be provided to the Engineer.
 - 4) The mixing plant shall have tanks or silos with adequate storage for continuous production. The tanks shall be equipped with air filters.
- i. Positive displacement pumps shall be used to transfer the grout from the mixing plant to the mixing tool. If the DSM-SCC construction equipment has multiple shafts, and multiple mixing tools, the grout shall be delivered to each shaft by an individual positive displacement pump.
- j. All gauges, flow meters, metering equipment, and other measuring equipment shall be calibrated and certified as precise and accurate before starting DSM column construction (i.e. test section(s) or production DSM columns), and then again every 4 months or at least every 325,000 feet of DSM column installed, whichever is sooner. The calibrations and certifications shall be supplied to the Engineer.

2. DSM- LCC Construction Equipment:

The DSM-LCC construction equipment shall meet the following requirements:

- a. DSM-LCC shall be constructed using real-time computerized self-contained DSM-LCC construction equipment capable of monitoring, controlling, and recording installation data. The DSM-LCC construction equipment shall be equipped with electronic sensors, built into the soil mixing equipment, to perform the following:
 - 1) Determine vertical alignment of the leads in two directions: fore-aft and left-right. The verticality to an equivalent of 1-inch in 100-feet
 - 2) Monitor the mixing tool depth, penetration/withdrawal speed, mixing tool rotation speed, and injection pressure
 - 3) All output from the sensors shall be routed to a console that is visible to the operator and the Engineer during penetration and withdrawal
 - 4) The sensors shall be calibrated at the beginning of the Project and calibration data provided to the Engineer. The calibration shall be repeated at intervals not to exceed one month
 - 5) An alternative display/monitoring system may be used subject to review and approval by the Engineer prior to use
 - 6) All of these monitored functions shall be fully adjustable during operation of the equipment
- b. The DSM-LCC construction equipment power source for driving the mixing tool shall be sufficient to maintain the required revolutions per minute (RPM) or injection pressure and penetration rate from a stopped position at the maximum depth required as determined from the test section. The Contractor shall also consider the wide range of expected subsurface conditions, indicated by the available geotechnical information.

- c. The DSM-LCC construction equipment shall be adequately marked to allow the Engineer to confirm the penetration depth to within 6 inches during construction.
- d. All gauges, flow meters, metering equipment, and other measuring equipment shall be calibrated and certified as precise and accurate before the starting DSM column construction (i.e. test section(s) or production DSM columns), and then again every 4 months or at least every 325,000 feet of DSM column installed, whichever is sooner. The calibrations and certifications shall be supplied to the Engineer.

G. CONSTRUCTION REQUIREMENTS

The Contractor shall furnish all materials, labor and equipment necessary to construct the DSM columns in accordance with the Plans and specification. The DSM columns shall be constructed to the lines, grades, and cross sections indicated in the Plans. The completed DSM improved zone shall be a homogeneous mixture of binder material constructed in accordance with the method of mixing and column spacing indicated in the Plans.

Production DSM shall be constructed using the same equipment and construction criteria (i.e. mix design, mixing parameters, etc.) established in the accepted test section construction (subsection I). DSM construction that is out of tolerance (subsection G.4) or is subject to unforeseen conditions (subsection G.5) shall be evaluated and corrected as approved by the Engineer with no additional cost or schedule impact to the Department.

1. Site Preparation:

The presence and location of buried pipes, sewers, and other utilities shall be identified and precautions taken to protect the utilities from damage during the construction of the DSM columns. The Contractor shall be responsible for any damage resulting from the construction of the DSM columns. The Site shall be cleared and grubbed in accordance with the Contract Documents. Limit grubbing to that needed to remove previous construction materials, trees, stumps, and large roots. Fill in holes left by construction materials, stumps and root extraction and grade to provide level working surface. Place bridge lift materials as required in the Plans and Contract Documents

Establish DSM column limits and locations by a licensed surveyor. Individual column locations shall be marked. Sufficient horizontal and vertical control shall be provided to establish that DSM columns are located accurately and reach the required Plan depths.

2. DSM-SCC Soil-Grout Mixing:

Soil shall be broken up and blended with grout in place by the pugmill type action of the soil mixing equipment. The completed DSM-SCC shall be a uniform mixture of cement and the in-situ soils. The soil-grout mixture shall achieve an average unconfined compressive strength in 28 days as indicated in the Plans. Soil mixing shall be performed with the following minimum requirements:

- a. *Grout Preparation:* The dry materials shall be fed to the mixers for agitation and shearing. The mixing ratio of the grout shall be controlled by measuring the weight of grout components using automatic batch scales in the mixing plant. Grout mixture shall be mixed for a minimum of three minutes, with a maximum holding time of two hours, calculated from the beginning of initial mixing. The specific gravity of the grout (determined in the test section) shall be tested at least once per shift per rig, using the methods outlined in ASTM D 4380, and shall not deviate more than three percent from the calculated specific gravity for the design cement ratio. Additional tests may be required by the Engineer. If the specific gravity or density is lower than the design mix, the Contractor shall add additional cement, remix, and/or recalibrate batch scales and retest the grout until the design density is achieved, at no additional cost to the Department.
- b. *Grout Injection:* The grout shall be pumped through and injected from the mixing tool. The grout injection rate per vertical foot of DSM-SCC shall be in accordance with the requirements of the design mix established during the test section. Injection rates falling

below this requirement, shall require the DSM-SCC to be remixed and additional grout injected (at the design grout-soil ratio) to a depth at least three feet below the deficient zone, at no additional cost to the Department. The Contractor may sample using wet grab methods for his own purposes. The Department will not accept results from wet sampling for quality control purposes.

- c. *Rotation Speeds:* The mixing tool rotational speeds (measured in RPM) and penetration/withdrawal rates shall be in accordance with the parameters established during the test section(s). If these parameters are varied more than 15 percent from those determined during the test section(s), the DSM-SCC section shall be remixed while injecting grout at the design grout ratio to a depth at least three feet below the deficient zone, at no additional cost to the Department.
- d. *On-Board Computer:* The preset data in the on-board computer shall be verified for each column as correct and adjusted if necessary. The operator shall monitor and adjust as necessary during column installation the feeding of material, the grout injection rate, the mixing tool rates of rotation, and penetration/withdrawal rates of the mixing tool.
- e. *Changes in Grout Mix Design:* The Contractor may request that the established grout mix be modified during the production DSM-SCC installation. To verify acceptable results for the modified mix design, the Engineer may require additional testing or a new test section, at no additional cost to the Department.
- f. *Spoils:* During the course of soil-cement stabilization, return/spoil material shall not be dumped into or otherwise be allowed to enter the soil-cement column. The Contractor shall develop a spoil containment system that allows the channeling of the spoils to the temporary holding pit in such a direction and manner as to keep the spoils away from the Site perimeter, and out of the traveled paths. Soil-cement return and spoil material shall be piped or channeled to holding ponds or other retention structures within the Work area. The Contractor shall remove all excess grout and grout mixed soil generated from ground improvement activities from the construction Site in accordance with the approved DSM Installation Plan.

The Contractor shall take all necessary precautions and implement measures to prevent any soil-cement return, other spoil material or stockpiled materials from entering storm drain structures, drainage courses, other utility lines, or from leaving the Site via surface runoff. The Contractor shall prevent soil-cement return, fluid, ponded spoil material, or stockpiled solidified materials from migrating into any water body. In the event soil-cement return, spoil material or stockpiled materials enter storm drain structures, drainage courses, or other utilities, including, but not limited to, surface water bodies beyond Site limits of soil-cement mixing operations, the Contractor shall collect and remove all of these materials, and perform all other required/necessary remediation that may be directed by the Engineer or responsible environmental agency, at no additional cost or schedule impact to the Department. The Contractor shall conduct all soil-cement operations to conform to sedimentation and turbidity control requirements of federal, state, and local agencies having jurisdiction over the Work.

- g. *Delays:* The installation of each DSM-SCC column shall be continuous without interruption. If an interruption of more than two hour occurs, the DSM-SCC shall be remixed for the entire column height using fresh cement grout as though there had not been any cement grout installed, or the column may be abandoned, at no cost or schedule impact to the Department. The Contractor shall install additional columns if the interrupted columns cannot be acceptably remixed.
- h. *Instability:* Soil-cement column which exhibits partial or total instability at any time or collapses as a result of mechanical failure of any equipment; inadequacy of cement, water supplies, cement grout; improper drilling, injection or mixing procedures; or other cause, the Contractor shall halt DSM-SCC construction and backfill to ground surface with cement grout. After the backfill has attained sufficient strength to stabilize the ground, complete the required installation by re-drilling from ground surface, at no additional expense to the

Department. The Engineer will evaluate the potential impacts of the instability and may require one or more additional re-drilled columns at overlapping or adjacent locations as determined by the Engineer, and at no additional expense to the Department.

- i. *Daily Quality Control Report:* The Contractor shall submit a Daily Quality Control Report for each day that DSM-SCC Work is performed. The log shall contain as a minimum the information listed in Section C. The report shall be delivered to the Engineer by the end of the next working day following the report date.
- j. *Protective Covers:* Immediately after completing a soil-cement column, the Contractor shall install protective covers to prevent persons from falling or stepping into the unhardened soil-cement column.

3. DSM-LCC Soil-Binder Mixing:

Soil shall be broken up with the mixing tool. As the mixing tool is raised the binder material (i.e. lime-cement or cement) is injected using air pressure. The binder-soil mixture shall achieve an average unconfined compressive strength in 28 days as indicated in the Plans. Soil mixing shall be performed with the following minimum requirements:

- a. *Binder Injection:* The binder (i.e. lime-cement or cement) volume flow rate per vertical foot of DSM-LCC shall be in accordance with the requirements of the design mix established during the test section. Injection rates falling 10 percent below this requirement, shall require the DSM-LCC to be remixed and additional binder injected (at the design rate) to a depth at least three feet below the deficient zone, at no additional cost to the Department.
- b. *Rotation Speeds:* The mixing tool rotational speeds (RPM) and the penetration/withdrawal rates shall be in accordance with the parameters established during the test section(s). If these parameters are varied by more than 15 percent from those determined during the test section(s), the DSM-LCC section shall be remixed using the design binder volume flow rate to a depth of at least three feet below the deficient zone, at no additional cost to the Department.
- c. *On-Board Computer:* The preset data in the on-board computer shall be verified for each column as correct and adjusted if necessary. The operator shall monitor and adjust as necessary during DSM column installation the feeding of material, the injection air pressure, and the rates of rotation and rise.
- d. *Changes in Binder Mix Design:* The Contractor may request that the established mixing parameters be modified during the production DSM-LCC installation. To verify acceptable results for the modified parameters, the Engineer may require additional testing or a new test section, at no additional cost to the Department.
- e. *Delays:* The installation of each DSM-LCC column shall be continuous without interruption. If an interruption of more than two hours occurs, the DSM-LCC shall be remixed for the entire column height using design binder rates as though there had not been any binder installed, or the column may be abandoned, at no cost or schedule impact to the Department. The Contractor shall install additional columns if the interrupted columns cannot be acceptably remixed.
- f. *Daily Quality Control Report:* The Contractor shall submit a Daily Quality Control Report for each day that DSM-LCC Work is performed. The log shall contain as a minimum the information listed in Section C. The report shall be delivered to the Engineer by the end of the next working day following the report date.

4. DSM Column Construction Tolerances:

- a. *Horizontal Alignment:* The location of the DSM column shown in the Plans shall be accurately staked by a licensed surveyor before beginning installation. The horizontal alignment of DSM columns with group column spacing (GCS) shall be within 4 inches of the planned DSM top location. The horizontal alignment of DSM columns with block column spacing (BCS) shall be within 20 percent of the DSM column diameter, not to less than

four inches, of the planned DSM top location in order to obtain sufficient DSM column overlap.

- b. *Vertical Alignment:* The equipment operator shall control vertical alignment of the equipment and constructed DSM column. Two measures of verticality shall be monitored, longitudinal and transverse to the DSM column alignment. The DSM column shall be installed at an inclination that deviates no more than 1:100 (horizontal to vertical).
- c. *DSM Column Lengths:* The tops of the DSM columns shall begin at the ground surface. The top of DSM column elevations shown in the Plans are approximate. Natural soils above the water table, at the completion of DSM installation, shall have been treated to produce the full column design strengths up to within 3 feet of the ground surface. If the top of the DSM columns is being constructed within a surcharge or berm, the top of DSM column elevations shown in the Plans shall be used.

The bottom of DSM columns shall extend to the line and grades shown in the Plans. The DSM column bottom elevations indicated in the Plans provide the minimum required penetration of the DSM columns. The Engineer may require the Contractor to shorten or deepen the bottom of DSM columns indicated in the Plans.

- d. *DSM-LCC Width:* When DSM columns are constructed using group column spacing (GCS) the DSM column diameter shown in the Plans shall be the minimum required diameter. The diameter of DSM columns constructed using block column spacing (BCS) may vary to accommodate variations in the Contractor's equipment dimensions, provided that the plan area of ground improvement does not exceed the dimensions shown in the Plans more than six inches and is approved by the Engineer.

5. Unforeseen Conditions and Corrective Remediation:

Unforeseen conditions that result in deficient DSM column construction shall be remediated by the DSM Contractor at no additional cost to the Department. DSM column construction deficiencies and how they were addressed shall be noted in the DSM Daily Production Control Report and Installation Log. DSM column deficiencies that result from changes in rotation speeds of mixing tools, rate of penetration/withdrawal of mixing tools, changes in the rate of grout/binder injection, Delays, or changes in binder mix shall be corrected as indicated in subsections G.2 and G.3 for DSM-SCC mixing and DSM-LCC mixing, respectively.

If unforeseen conditions result in DSM column interruptions that do not meet the DSM construction requirements (subsections G.2 or G.3), the DSM column installation shall be re-drilled a minimum of 1 foot below the elevation of the interruption and the DSM column construction restarted.

When interruption of the installation process occurs because of unknown obstructions or a very dense layer above the planned tip elevation, the Contractor shall document the interruption on the DSM Daily Production Control Report and Installation Log and notify the Engineer in writing by the end of that day of such encounter and shall provide all pertinent information relating to DSM column identification, Plan location coordinates, depth, and expected extent of the obstruction. The Contractor shall be prepared to penetrate very dense layers by first removing mixing tools from the excavation and then using auger drilling equipment or other approved methods to allow the installation of the DSM column. When unknown obstructions are encountered, the Contractor shall submit a Proposal to the Engineer for review that delineates the Contractor's proposed means and methods to overcome the unknown obstruction, including equipment and labor time estimated for this operation. Such construction to remove an unanticipated obstruction shall only be performed with the written authorization of the Engineer. When the obstruction cannot be penetrated or removed, the DSM column shall be completed to the maximum depth penetrated. The need for an alternate design or remedial construction shall then be determined by the Engineer.

Deficient DSM columns due to out of tolerances (subsection G.4) or not in compliance with DSM construction acceptance (subsection G.6) will require that the DSM Contractor to submit

proposed remedial measures to the Engineer for review and approval. Remedial Plans shall show the location, depth, construction exceptions requested, and proposed method of remediating the deficient DSM ground improved areas. Remedial Plans, if accepted, shall be at no cost or schedule impact to the Department.

6. DSM Construction Acceptance:

The QC reporting (logs), testing, and acceptance procedures for the DSM test section(s) and production DSM columns shall be the same. QC testing methods are described in Section H and acceptance criteria are provided in Section K.

H. DSM TESTING METHODS

QC testing of DSM columns consists of using field and laboratory testing techniques to evaluate the integrity, consistency, and strength of the DSM column for the entire full depth of soil improvement. QC testing methods that will be used include probe testing (subsection H.1), soil borings and undisturbed sampling with Shelby tubes (subsection H.2), and coring and sampling (subsection H.3). Samples obtained by undisturbed sampling with Shelby Tubes or coring shall have samples tested for compressive strength testing (subsection H.4). DSM testing shall be conducted in accordance with the SCDOT Geotechnical Design Manual, version 1.1 (2010), or later.

The results of the compressive testing shall be used to develop correlations for use with probe testing and therefore improve the reliability of the probe testing results. This will be accomplished by performing continuous undisturbed Shelby tube sampling and/or coring in one quadrant of the DSM column and probe testing in another quadrant of the same DSM column.

Any of the DSM testing methods presented may be used on production DSM columns to evaluate deficiencies based on construction records or field observations.

1. Probe testing:

- a. Probe testing shall be conducted using the seismic cone penetrometer test with pore pressure measurements (SCPTu). The SCPTu testing results (i.e. tip resistance, friction sleeve resistance, pore pressure, and shear wave velocity vs. depth of penetration) shall be provided graphically and in electronic file format to the Engineer.
- b. Probe testing shall be performed in the presence of the Engineer, unless otherwise directed. The Contractor shall notify the Engineer at least seven calendar days in advance and confirmed 2-days (48 hours) prior to beginning SCPTu operations.
- c. The SCPTu testing shall be conducted in accordance with the SCDOT Geotechnical Design Manual.
- d. Probe testing shall be performed after the soil-binder mixture has hardened sufficiently, but before it has cured to the extent to cause refusal to the SCPTu equipment.
- e. Unless directed otherwise by the Engineer, probe tests shall be performed along an essentially vertical alignment located within one of the quadrants of the DSM column and shall include inclinometer measurements that confirm the verticality of the SCPTu test data such that the entire probe test is determined to have been advanced within the DSM column. The SCPTu shall be taken at a distance of 2/5 the DSM column radius from the center of the DSM column.
- f. If seismic cone shear wave testing results are inconclusive, the SCPTu may be discontinued and cone penetrometer test with pore pressure measurements (CPTu) may be used with written approval from the Engineer.
- g. The CPT testing equipment shall be sized to allow full penetration and testing to the depth of the planned test DSM column plus 10 feet.

- h. If standard full-size CPT truck equipment (i.e. 20-30 ton reaction truck) is not capable of testing to the desired depths, the Contractor shall conduct SPT testing in accordance with the SCDOT Geotechnical Design Manual, at no additional cost to the Department. SPT shall be conducted on a maximum five-foot center interval to the depth of the planned test DSM column plus 10 feet.
- i. All probe test holes shall be filled with cement grout that will obtain 28-day strength equal to or greater than the DSM column compressive design strength required in the Plans.

2. Soil Borings and Undisturbed Sampling:

- a. Soil borings and undisturbed Shelby tube sampling shall be performed in the presence of the Engineer, unless otherwise directed. The Contractor shall notify the Engineer at least seven calendar days in advance and confirmed 2-days (48 hours) prior to beginning soil boring operations.
- b. Soil borings and sampling shall be conducted in accordance with the SCDOT Geotechnical Design Manual.
- c. High quality undisturbed sampling shall be obtained after the soil-binder mixture has hardened sufficiently to a minimum compressive strength of 3 psi (430 psf) but not greater than 55 psi (7,900 psf).
- d. Unless directed otherwise by the Engineer, soil borings shall be obtained along an essentially vertical alignment located within one of the quadrants of the DSM column. The soil boring shall be taken at a distance of 2/5 the DSM column radius from the center of the DSM column.
- e. Sampling shall be conducted using a thin wall Shelby tube sampler and/or pitcher barrel sampler in accordance with the SCDOT Geotechnical Design Manual.
- f. Upon Shelby tube retrieval, the samples shall be logged visually without extraction of the samples from the Shelby tube and sealed to prevent loss of moisture during transport.
- g. Undisturbed samples shall be transported by the Contractor to the independent AASHTO certified materials testing laboratory where the samples will be extracted, stored, and tested.
- h. Upon extraction of the samples at the independent materials testing laboratory, the samples shall be logged and documented by taking pictures. The percent recovery per Shelby tube sampler based on the sampler penetration shall be documented. Samples shall be selected for testing and submitted to the Engineer for approval. Samples shall be stored and cured in accordance with ASTM D 1632 until the test date.
- i. All soil boring holes shall be filled with cement grout that will obtain 28-day strength equal to or greater than the DSM column compressive design strength required in the Plans.

3. Coring and Sampling:

- a. Coring/sampling shall be performed in the presence of the Engineer, unless otherwise directed. The Contractor shall notify the Engineer at least seven calendar days in advance and confirmed 2-days (48 hours) prior to beginning coring/sampling operations.
- b. High quality continuous core sampling shall be obtained after the soil-binder mixture has hardened sufficiently to approximately a compressive strength of 42 psi (6,050 psf).
- c. Unless directed otherwise by the Engineer, core runs shall be obtained along an essentially vertical alignment located within one of the quadrants of the DSM column. The core run shall be taken at a distance of 2/5 the DSM column radius from the center of the DSM column.
- d. Coring shall be conducted using double or triple tube samplers to obtain samples of 2.5 inches in diameter or greater. Triple tube core barrel may be required by the Engineer, at no additional cost to the Department, if the sample quality of the double tube core barrel is not providing high quality samples suitable for compression strength testing.

- e. Each core run shall be at least four feet in length and contain at least four acceptable test specimens. Three samples per core run are required to perform compressive strength testing with one reserve sample.
- f. A minimum core run recovery of 85 percent for each 4-foot-long core run shall be achieved. During coring, the elevation of the bottom of the holes shall be measured after each core run in order that the core recovery for each run can be calculated. The core recovery and RQD for every core run shall be reported in the logs. Additional cores may be required, at no additional cost to the Department, if core run recovery is less than 85 percent.
- g. Upon retrieval, the samples shall be field logged and documented by taking pictures. Samples shall be selected for testing and submitted to the Engineer for approval.
- h. Following logging and test specimen selection, the entire full-depth sample, including the designated test specimens, shall be immediately sealed in plastic wrap to prevent drying, placed in suitable core boxes, and transported to the materials testing laboratory by the Contractor within 24 hours.
- i. All core holes shall be filled with cement grout that will obtain 28-day strength equal to or greater than the DSM column compressive design strength required in the Plans.
- j. Cores shall be transported by the Contractor to the independent AASHTO certified materials testing laboratory where the samples will be stored and tested. Samples shall be stored and cured in accordance with ASTM D 1632 until the test date.

4. Strength Testing of Samples:

- a. All samples shall be kept out of sunlight at 70 degrees F and under fully humid conditions throughout storage and curing that prevents loss of sample moisture via evaporation.
- b. Samples suitable for strength testing shall have a height to diameter ratio of 2.0.
- c. Strength testing shall be performed by unconfined compression testing method per AASHTO specification T-208-96, but with strain rate not faster than 0.5% per minute, but not slower than 0.25%/minute, and with test equipment set up to record in both tabular and graphical form the axial stress and strain constant increments of axial strain no larger than every 0.05% axial strain. The Contractor will be permitted to perform UU Triaxial Compressive Tests, with approval of the Engineer, in lieu of performing unconfined compressive strength test, at no additional cost to the Department.
- d. Compressive strength testing results shall be transmitted to the Engineer for review within 24 hours of the compression test completion. The remaining portions of the full-depth samples that are not tested shall be retained by the Contractor, until completion and acceptance of the Work, for possible inspection and confirmation testing by the Engineer.

I. DSM TEST SECTION AND QC TESTING PROGRAM

The QC testing program for each test section will be submitted to the Engineer within 5 days after test section DSM column installation and shall be based on the results of DSM pre-production laboratory testing, early probe testing (3 and 5 days after column installation), and review of samples obtained for strength testing. The approved compressive strength testing program (i.e. Plan location, sample depth, and elapsed time after construction to perform compressive testing) shall then be submitted to the Contractor's independent AASHTO certified laboratory testing firm.

Unless otherwise directed by the Engineer, a minimum of four Plan locations shall have QC testing, per test section. QC testing at each Plan location shall consist of full-depth continuous soil borings or corings per subsections H.2 and H.3, respectively. Soil boring or coring sampling shall be performed in one DSM column quadrant, while probe testing, per subsection H.1, shall be performed in another DSM column quadrant. A minimum of six samples at each QC testing Plan location shall be selected by the Contractor and approved by the Engineer for compressive strength testing. Compressive strength testing of cores (subsection H.4) and probe testing (Section H.1) at QC testing Plan locations shall be conducted at 7, 14, 28, and 56 days after test DSM column installation. The results of the compressive testing shall be used to develop correlations for use with probe testing and therefore improve the reliability of the probe testing

results. A test DSM column compressive strength testing report shall be compiled by the independent testing company and submitted to the Contractor and the Engineer. The compressive strength testing report shall document the soil boring/core sampling and compressive strength testing conducted on the cores.

In addition to probe testing conducted at QC testing Plan locations, full depth probe testing shall be conducted at two separate Plan locations within the test section in separate DSM column quadrants at 3, 7, 14 and 28 days after test DSM column installation. A probe testing report shall be compiled of all testing results in accordance with Section G.2.

The Contractor shall use the results of the test sections to establish the DSM production construction criteria. The DSM production construction criteria shall be developed to produce DSM columns that meet the acceptance criteria in Section K. DSM production construction criteria for DSM columns shall include as a minimum, the following criteria.

DSM-SCC production construction criteria:

1. Grout mix design including ratios of all materials mixed to form the grout
2. Grout specific gravity
3. Grout injection rates
4. Type of equipment
5. Mixing tool penetration and withdrawal rates
6. Mixing tool rotation speed
7. Construction procedures and techniques

DSM-LCC production criteria:

1. Binder mix design including ratios of all materials (i.e. lime-cement or cement) mixed to form the soil-binder material
2. Lime-cement injection rates
3. Type of equipment
4. Mixing tool penetration and withdrawal rates
5. Mixing tool rotation speed
6. Construction procedures and techniques

The Contractor shall use the results of the test sections to establish the Production Quality Control (QC) testing program per Section J.

Construction of production DSM columns may begin only after written acceptance by the Engineer of the “DSM Production Construction Criteria” and the “Production Quality Control (QC) Testing Program.” If construction criteria, construction procedures, equipment, new mobilizations, or changes in personnel are made, following acceptance of the test sections, the Department reserves the right to require the Contractor to construct a new test section at no additional cost to the Department.

J. PRODUCTION QC TESTING PROGRAM

The Production QC Testing program shall be developed by the Contractor and approved by the Engineer. The Production QC Testing program will be required to include probe testing per subsection H.1 and strength testing of samples per subsection H.4. The following minimum requirements shall be used to developing the Production QC Testing Program:

DSM QC Testing Program Minimum Requirements:

1. The Production QC Testing Program goal is to establish continuity/integrity of the columns and to obtain a measure of their strength. This is accomplished by using the QC Testing to evaluate if the DSM ground improvement is meeting the acceptance criteria in Section K.
2. Provided that acceptable correlations can be developed between probe testing and compression strength testing, QC probe testing per subsection H.1 shall be performed at a minimum frequency of 5 percent of production columns (1:20) but not less than 1 QC probe test for every 200 cubic yards of DSM stabilized volume.
3. One Soil boring/Coring full depth of DSM columns plus 10 feet with a minimum of one strength test per 5 feet of penetration of stabilized soil (Section H) shall be obtained adjacent to probe testing (adjacent DSM quadrant) at a minimum frequency of 0.5 percent of production columns (1:200) but not less than 1 QC probe test for every 2,000 cubic yards of DSM stabilized volume.
4. If acceptable correlations cannot be developed between probe testing and compression strength testing, one Soil boring/Coring full depth of DSM columns plus 10 feet with a minimum of one strength test per 5 feet of penetration of stabilized soil (Section H) shall be obtained adjacent to probe testing (adjacent DSM quadrant) at a minimum frequency of 1.0 percent of production columns (1:100) but not less than 1 QC probe test for every 1,000 cubic yards of DSM stabilized volume.
5. The QC Testing program shall define the limits of the production DSM testing based on the number of rigs operating, anticipated production schedule, and the minimum QC testing criteria defined above.
6. The QC Testing program shall include provisions for revising QC testing frequency as a result of failing DSM acceptance criteria, changes in construction criteria, construction procedures, equipment changes, new mobilizations, or changes in personnel that are made following acceptance of the test sections.
7. The Department reserves the right to require the Contractor to perform additional QC testing after review of the daily Quality Control Report/Log of the production DSM columns and/or review of QC Testing results. Although coring and conducting compressive strength testing of cores (Section G.1) is not intended to be a routine QC testing method, the Engineer reserves the right to use this QC testing method based on the results of the probe testing at any time.
8. The Contractor shall determine the time interval between DSM installation and QC testing. QC testing shall be performed on columns cured for a minimum of 3 days but no longer than 28 days, or as directed by the Engineer.
9. Only probe testing equipment and methods that have been calibrated during the test section shall be used for QC testing. If production DSM columns are being installed differently from the test section DSM column installation, a calibration of the probe testing with coring and compression testing shall be required unless approved otherwise by the Engineer.

K. ACCEPTANCE CRITERIA

Determination that the DSM columns meet the Acceptance Criteria (for DSM construction, DSM column continuity, and DSM compressive strength requirements) shall be evaluated solely by the Engineer based on a review of daily Quality Control Report/Log of the production DSM columns and QC testing results conducted by an independent testing company.

1. DSM Construction Acceptance Criteria:

DSM columns shall be considered acceptable when daily Quality Control Report/Log of the production DSM columns and any remediation reports indicate that the:

- a. Location of the top of the columns has been verified to be within design tolerances
- b. Penetration of the column has been verified as correct by the Engineer.
- c. Continuously recorded injection quantity of cement grout for DSM-SCC and binder (lime-cement or cement) for DSM-LCC columns has been verified to be within 10% of the

design (preset) value established for the production DSM construction criteria based on the results of approved production DSM construction design criteria.

2. Evaluation of DSM Column Continuity:

Lumps of unimproved soils shall not amount to more than 15 percent of the total volume of any 4-foot section of continuous full-depth evaluation by either conducting continuous probe testing, soil borings, or coring. Any individual or aggregation of lumps of unimproved soil shall not be larger than 6 inches in greatest dimension. For evaluating the volume of unimproved lumps of soil, all of the unrecovered samples shall be assumed to be unimproved soil. In addition, within a sample, the sum length of unmixed or poorly mixed soil regions or lumps that extend entirely across or a portion thereof the diameter of the sample will be considered unimproved.

3. Design Compressive Strength Acceptance:

Unless directed otherwise by the Engineer, all DSM QC compressive strength test results shall indicate a minimum of 60 percent of the design compressive strength at 5 days or less. Failure to meet this criterion shall deem the DSM column to be in non-conformance of the DSM compressive strength acceptance criterion. The DSM column shall be retested (same DSM column, different quadrant) at 28 days where the average QC strength testing shall indicate 100 percent or more of the compressive design strength with no sample testing less than 85 percent of the compressive design strength. Failure to meet the 28-day QC strength testing criterion shall deem the DSM column to be in non-conformance of the DSM compressive strength acceptance criteria. The Contractor may elect to conduct additional QC strength testing in excess of 28 days, with approval of the Engineer, at no additional cost to the Department. Unless otherwise determined by the Engineer, the extent of the non-conformance QC test area shall be considered to include all DSM constructed during all rig shifts that occurred after construction when passing tests were achieved. Non-conforming DSM QC test areas shall be remedied by the Contractor by conducting the following procedures.

The Contractor may conduct two or more additional QC probe tests (locations designated by the Contractor and approved by the Engineer) to better define the limits of the non-conformance and submit the results of those tests for review by the Engineer at no additional cost to the Department. If a minimum of 60 percent of the design strength has been achieved at 5 days or less, the Engineer shall evaluate the DSM construction documentation to determine which DSM columns are in conformance. If compressive strength criteria are achieved, with approval of the Engineer, all or a portion of the production DSM QC testing area may be approved provided that any deficient production DSM columns are remedied by one of the following two options. Failure to meet the required design strength of the additional DSM QC testing shall require that the DSM QC test area be remedied by one of the following options as approved by the Engineer.

- a. Provide 2 or more additional QC tests (locations designated by the Engineer) within the DSM QC test area which demonstrate that at 28 days, the average QC strength testing is 100 percent or more of the compressive design strength with no sample testing less than 85 percent of the compressive design strength.
- b. Re-drilling all or a portion of the nonconforming DSM QC test area and mixing additional cement grout for DSM-SCC columns or binder material (lime-cement or cement) for DSM-LCC, while raising the mixing tool. The Contractor shall submit a proposed plan for remixing or repair of failed sections for review and approval by the Engineer. Repair Work of failed DSM columns shall be performed at no additional cost to the Department. Changing grout or binder quantities may require additional QC testing to calibrate QC probe testing. After reconstruction of the production DSM-LCC testing section, the affected DSM-LCC testing section will be subject to the compressive strength acceptance criteria as defined in this section.

L. AS-BUILT PLANS

Following completion of the production DSM column construction, the Contractor shall furnish to the Engineer a set of As-Built Plans detailing the locations of the DSM columns in terms of Project coordinates, top and bottom elevations, QC compressive strength testing results, and any other dimensions of the DSM columns that are pertinent to the Project.

M. MEASUREMENT AND PAYMENT

DSM constructed using group columns spacing (GCS) will be measured per linear foot of DSM column constructed and then accepted by the Engineer. DSM constructed using block column spacing (BCS) will be measured by the total neat-line ground improved volume (in cubic yards) accepted by the Engineer, where the neat-line is the rectangular plan area of the required ground improvement zone times the specified improvement depth. Material located outside of the tolerances specified will not be measured. Material used to remix an area found to be unacceptable to the Engineer will not be measured. The test section(s) will not be measured and is(are) considered incidental to the production DSM ground improvement.

Payment will be made at the unit Contract Price per linear feet for DSM constructed using group columns spacing (GCS) and per cubic yard for DSM constructed using block column spacing (BCS). Payment for DSM columns will be full pay to perform the Work as specified including construction and testing of test sections, QC testing, construction and removal of surcharges and berms, handling and hauling of excavated spoils, and Site cleanup.

Payment will be made under:

Item No.	Pay Item	Pay Unit
2051201	GROUND IMPROVEMENT (DEEP SOIL MIXING SOIL-CEMENT COLUMNS – BCS)	CY
2051202	GROUND IMPROVEMENT (DEEP SOIL MIXING SOIL-CEMENT COLUMNS - GCS)	LF
2051203	GROUND IMPROVEMENT (DEEP SOIL MIXING LIME-CEMENT COLUMNS- BCS)	CY
2051204	GROUND IMPROVEMENT (DEEP SOIL MIXING LIME-CEMENT COLUMNS- GCS)	LF

(48) SECTION 205: GROUND MODIFICATION – COMPACTION GROUTING COLUMNS:

June 28, 2013

A. GENERAL

1. Scope:

The Work under this Section consists of furnishing all supervision, labor, material, equipment, and related services necessary to perform ground improvement by the compaction grout technique as indicated on the Contract Drawings and specified herein.

For this Project, the purpose of the compaction grouting is to reinforce the loose sand layers below embankments. The compaction grouting will serve to reinforce loose sand in the event of liquefaction during an earthquake.

The Work includes the delivery and placement of all concrete/grout material necessary for compaction grouting construction.

2. Compaction Grout Column Construction

The Work is to be accomplished using specifically designed equipment for compaction grouting. The drill is to be advanced to the specified compaction grouting depth.

Concrete/grout shall then be injected through the drill pipe as the pipe is being withdrawn, in such a way as to exert a positive lateral pressure on the soil surrounding the concrete/grout filled grout hole.

3. Methods and Contractor Qualifications:

The Specialty Contractor performing the compaction grouting installation shall be one who can provide a minimum 3-year experience record documenting 5 recent, successful projects completed with these general Site conditions and improvement criteria. References asserting this documentation shall be submitted with the bid.

A detailed description of the proposed construction method (including equipment and personnel) and the qualifications of the proposed Specialty Subcontractor shall be submitted with the bid.

4. References:

American Society for Testing and Materials (ASTM) Standards

American Concrete Institute (ACI) Standards

Prior to commencing Work, the Contractor shall examine the Site, drawings, records or existing utilities and other existing subsurface structures, and soil boring logs made available by the Engineer to help determine compaction grouting installation conditions.

Any subsurface data provided by the Department is provided solely as general information for convenience of Contractor. It is expressly understood that the Department, Engineer, or the Engineer's consultants will not be responsible for interpretations or conclusions drawn there from by the Contractor. The Department and Engineer expressly encourage the Contractor to perform soil test borings or other subsurface explorations to determine whether the Contractor's proposed ground modification method is capable of installing the specified compaction grout columns. Additional test borings and other exploratory operations may be made by the Contractor at no additional cost to the Department.

5. Submittals:

The following data shall be submitted for the approval of the Engineer prior to beginning of Work.

- a. A detailed written procedure to be followed in installing the compaction grout columns and confirming that the specified Work requirements have been achieved. The written procedure shall include a detailed description of the specialized equipment to be used.
- b. Proposed compaction grout design mix and descriptions of materials to be used. These shall be in sufficient detail to indicate their compliance with the specifications and either 1.) Laboratory tests of trial mixes made with the proposed mix or 2.) Laboratory tests of the proposed mix used on previous projects.
- c. The Contractor shall be responsible for providing all lines and grades for compaction grouting, including locations of all utilities and surveying markers.
- d. The Contractor shall be responsible for all health and safety requirements including those associated with the handling and disposal of contaminated materials. The Contractor shall be responsible for providing written procedures including a Health and Safety Plan.

6. Site Preparation:

The Contractor shall ensure a firm base on which heavy equipment can be operated safely under its own power.

The Contractor shall accurately locate all compaction grout columns in accordance with approved drawings. Compaction grouting shall be adjusted, as approved by the Engineer, to avoid utilities, foundations, and all other underground construction.

The Contractor shall provide access and maintenance thereof, for the compaction grouting equipment, work force and delivery of materials to the Work Site.

B. PRODUCTS

1. Materials:

- a. Portland Cement: Portland Cement shall conform to current ASTM standards, designation C 150. The use of cement replacement materials will be permitted subject to the approval of the Engineer and provided that they can be shown to have beneficial effects on concrete impermeability, heat generation during setting and general durability. The mix proportions of use shall be approved. For on-site batching, all cement and cement replacement materials shall be stored in separate containers according to type in waterproof stores or silos.
- b. Mineral Admixture: Mineral admixture, if used, shall be flyash or natural pozzolan which possesses the property of combining with the lime liberated during the process of hydration of Portland Cement to form compounds containing cementitious properties. The material shall conform to ASTM C 618, Class C or Class F.
- c. Fluidifier: Fluidifier shall be a compound possessing characteristics which will increase the fluidity of the mixture, act as water reducing agent and retardant.
- d. Water: Water shall be potable, fresh, clean and free of sewage, oil, acid, alkali, salts or organic matter.
- e. Fine Aggregate: Sand shall meet the requirements of current ASTM standards, designation C 33.

2. Grout Mixes:

The concrete/grout mix shall consist of Portland cement, sand, and water, and may also contain a mineral admixture and approved fluidifier. The components shall be proportioned and mixed to produce a concrete capable of maintaining the solids in suspension, which may be pumped without difficulty. These materials shall be proportioned to produce a hardened concrete/grout which will achieve the design strength within 28 days. The design 28-day concrete strength for this Project shall be 2500 psi.

All materials shall be accurately measured by volume or weight as they are fed to the mixer. Time of mixing shall be not less than one minute at the Site. If agitated continuously, the concrete/grout may be held in the mixer or agitator for a period not exceeding two- and one-half hours at concrete temperatures below 70 degrees F and for a period not exceeding two hours at higher temperatures, not exceeding 100 degrees F. Concrete/grout shall not be placed when its temperature exceeds 100 degrees F.

Protect concrete/grout from physical damage or reduced strength which could be caused by frost, freezing actions or low temperatures or from damage during high temperatures in accordance with ACI 305/306.

The concrete/grout mix shall be tested by making a minimum of six 2-inch cubes for each day during which compaction grouting is performed. A set of six cubes shall consist of two cubes to be tested at seven days, and two cubes to be tested at 28 days and two cubes held in reserve. Test cubes shall be cured and tested in accordance with ASTM C 109. Test the flow of each batch of concrete mix.

3. Concrete/Grout Testing:

- a. Sampling: Concrete/grout for the columns shall be sampled in accordance with ACI standards.
- b. Workability: The workability of concrete/grout shall be determined by the slump test as described in ACI standards or by an alternative approved method.
- c. Cube Tests: For each mix design of concrete, six cubes shall be made from a single batch when required for 65 cy of concrete/grout or part thereof in each day's Work. Testing shall be carried out by an independent and approved laboratory. Two cubes shall be tested at an age of 7 days, two at 28 days, and two cubes shall be held in reserve for further testing, if required. Alternatively, cubes may be tested in accordance with an approved accelerated testing regime. The Contractor shall submit certified copies of the results of all tests to the Engineer.
- d. Standard of Acceptance: The standard of acceptance of the concrete mix cubes shall be in accordance with ACI standards or as otherwise approved.
- e. Record of Tests: The Contractor shall keep a detailed record of the results of all tests on concrete/grout and concrete materials. Each test shall be clearly identified with the columns to which it relates.

4. Batching Concrete/Grout:

- a. General: Facilities shall be provided for the Engineer to inspect the concrete/grout mixing plant or plants when requested. Unless otherwise specified the requirements in Clauses 2.5.2, 2.5.3, 2.5.4 shall be met.
- b. Accuracy of Weighing and Measuring Equipment: The weighing and water-dispensing mechanisms shall be maintained at all times to within the limits of accuracy described in ACI standards.
- c. Tolerance in Weights: The weights of the quantities of each size of aggregate and of cement shall be within 2% of the respective weights per batch after due allowance has been made for the presence of free water in the aggregates, which shall be determined by the Contractor by an approved method.
- d. Moisture Content of Aggregates: The moisture content of aggregates shall be measured immediately before mixing and as frequently thereafter as is necessary to maintain consistency of mix.

5. Mixing Concrete/Grout

- a. Type of Mixer: The mixer shall be of the batch type, specifically designed for concrete/grout mixing.
- b. Tolerance of Mixer Blades: The mixing blades of pan mixers shall be maintained within the tolerances specified by the manufacturers of the mixers, and the blades shall be replaced when it is no longer possible to maintain the tolerances by adjustment.
- c. Cleaning of Mixers: Mixers which have been out of use for more than 30 minutes shall be thoroughly cleaned between the mixing of different types of cement
- d. Minimum Temperature: The temperature of fresh concrete/grout shall not be allowed to fall below 37° F. No frozen material or materials containing ice shall be used. Newly cast columns are to be covered to protect them against freezing unless the final cut off level is at least 0.8 ft. below the final head level as cast. Where a column is cast in frozen ground, appropriate precautions shall be taken to protect any section of the column in contact with the frozen soil where this occurs below the cut off level.

6. Transporting Concrete/Grout

- a. Method of Transporting: The method of transporting concrete/grout shall be submitted for approval. Concrete/grout shall be transported in uncontaminated watertight containers in such a manner that loss of material and segregation are prevented.

- b. Pumping Concrete/Grout: Pumped concrete/grout complying with this Specification may be used. The methods employed in its use shall be subject to approval.

7. Ready-mixed Concrete/Grout

- a. Conditions of Use: Subject to approval, the Contractor may use ready-mixed concrete/grout in accordance with ACI standards. Approval shall be obtained for each proposed use of ready-mixed concrete/grout in different sections of the Works and for each different mix, which shall comply with this Specification.
- b. Mixing Plant: Unless otherwise agreed by the Engineer, truck mixer units and their mixing and discharge performance shall comply with the requirements of ACI standards.

C. EXECUTION

1. General

The Compaction grout column technology employs a drill stem for both penetration and maintaining borehole stability. The concrete/grout is pumped into the column from the base of the drill stem. All materials and Work shall be in accordance with Sections A, B and C of this Specification.

2. Layout

The procedure for layout of columns and checking their positions shall be approved by the Engineer. The actual compaction grout columns shall be installed within 3 inches of the design location shown on the Drawings, approved shop drawings or as otherwise directed by the Engineer.

3. Diameter of Columns

The diameter of a column shall be not less than 24-in.

4. Equipment

The Contractor shall use a drill rig capable of penetrating all necessary soil layers or obstructions.

5. Penetration

- a. Penetration Near Recently Cast Columns: Columns shall not be advanced so close to other columns which have recently been cast and which contain workable or unset concrete/grout that a flow of concrete could be induced from or damage caused to any of the columns. A minimum distance of 8 ft (center-to-center) shall be kept between columns less than 24-hours old and on-going column installations.
- b. Removal of Drill Pipe from the Ground: Drill Pipe shall not be extracted from the ground during the penetration or construction of a column in such a way that an open unsupported void or inflow of water into the column section would result.
- c. Depth of Columns: Any failure of a column to reach the required depth, as given in the Specification or shown on the Drawings, shall be reported to the Engineer without Delay and a full statement of the reasons given.

6. Placing of Concrete/Grout

- a. Mix Design and Workability: Where not otherwise stated in this Section, the concrete shall comply with Section B of this Specification. The design and workability of concrete to be used in the formation of a column shall produce a mix which is suitable for pumping. It shall have a target slump of 4 to 6 inches unless otherwise approved and a minimum cement content of 580 lbs/yd³. The fine aggregate shall be in accordance with ACI standards. This mix shall be designed so that segregation does not occur during the placing process, and bleeding of the mix shall be minimized.

- b. Equipment for Supply of Concrete/Grout to Columns: Concrete/Grout shall be supplied to the column through suitable tubing and hoses.
- c. Commencement of Concrete/Grout Supply to Each Column: The technique and equipment used to initiate and maintain the concrete flow shall be such that a column of the full specified cross-section is obtained from the maximum depth to the final cut off level.
- d. Rate of Supply of Concrete/Grout: The concrete/grout shall be supplied to the column at a sufficient rate during drill pipe withdrawal to ensure that a continuous monolithic shaft of the full specified cross-section is formed, free from debris or any segregated concrete/grout. The rate of withdrawal of the drill pipe and pressures of concrete/grout shall be measured and recorded throughout the phase of vibrator withdrawal for each column. The Contractor shall submit Proposals for his method of monitoring construction for approval prior to the commencement of the Works.
- e. Completion of Columns: If the concrete/grout placing in any column cannot be completed in the normal manner, then the column shall be re-penetrated before concrete/grout has hardened and shall be completely replaced.
- f. Casting Level of Column Head: Concrete shall be cast to the commencing surface level or slightly above unless otherwise specified
- g. Disposal of Contaminated Material: The Contractor is responsible for disposal of all excavated soil, excess water, and spoil generated during installation of the compaction grouting installation at no extra cost. Manifests necessary for waste disposal shall be executed by the Engineer.

7. Cutting of Column Heads

When cutting off and trimming columns to the specified cut off level, the Contractor shall take care to avoid shattering or otherwise damaging the rest of the column. Any laitance, or contaminated, cracked or defective concrete/grout shall be cut away and the column made good in an approved manner to provide a full and sound section up to the cut off level.

8. Documentation:

Any proposed change in the approved construction program, necessitated by a change in the subsurface conditions, shall be submitted in writing to the Engineer for approval.

A daily log shall be submitted to the Engineer by the Contractor to include hole number, start/finish time of treatment, depth of treatment, diameter of drill hole, description of soil penetrated, and volume of grout//concrete placed at depth in no more than 2-ft increments.

D. CONSTRUCTION

The compaction grout columns shall be constructed prior to bridge foundations. Positive Site drainage shall be established prior to construction of compaction grouting. Contractor shall control all spoils generated during compaction grouting and prevent spoils from flowing off-site. Spoils generated by compaction grouting shall be disposed of properly and removed from the Site by the Contractor. No additional compensation shall be made for handling spoil.

Compaction grouting columns shall be constructed to the lines and elevation shown on the Plans, and in accordance with the Special Provisions.

Compaction grout columns shall extend from the existing ground surface to the elevations outlined in the Plans. No payment will be made for compaction grout columns installed within areas that are later excavated. The Contractor shall be responsible to construct compaction grout columns to the depths required and shall use the methods necessary to penetrate to the required depth, including but not limited to drilling through stiff and dense layers that may be present, as well as obstructions from existing construction.

The compaction grout columns shall be installed to the minimum required Area Replacement Ratio. The required minimum area replacement ratio (A_r) achieved at any depth by the compaction grouting shall be that which is equivalent to the diameter of the grout columns at the center-to-center (c-c) spacing shown in the Plans and on a triangular pattern. The area replacement ratio shall be defined by the following relationships:

$$A_r = \frac{\text{Column Area}}{\text{Tributary Area}} \times 100\%$$

Tributary Area

Where: Column Area = Area of circle based on column diameter as defined below.

Tributary Area = $0.866 (\text{Column Spacing})^2$ for triangular spacing.

Acceptance of the constructed column will be based on the theoretical column diameter determined from the volume of concrete/grout installed.

The Contractor shall, at all times, protect structures, underground utilities and other construction from damage caused by grouting operations. Damaged material shall be replaced or repaired to the satisfaction of the Engineer at no additional cost to the Department.

E. METHOD OF MEASUREMENT

The bid item for compaction grouting shall include the delivery and placement of all concrete material necessary for compaction grout column construction. It shall also include disposal of all spoil (surface water, soil, etc.) in a manner acceptable to the Department of Health and Environmental Control and to the Engineer.

F. BASIS OF PAYMENT

The quantity of ground modification measured for payments shall be the actual length of the installed compaction grout columns acceptable to the Engineer. No payment will be made for ground modification beyond the limits required by the Contract Documents, unless such increases in the specified area are directed in writing by the Engineer.

The accepted quantity, measured as above, will be paid for at the contract unit price per linear foot for compaction grout columns constructed at the diameter specified in the Plans, which price and payment shall be full compensation for furnishing, hauling, treating, compacting of materials, removal of spoils and for all labor, equipment, tools, maintenance, and incidentals necessary to complete this item of Work.

Payment will be made under:

Item No.	Pay Item	Pay Unit
8990353	GROUND MODIFICATION–COMPACTION GROUTING COLUMNS	Linear ft

(49) SECTION 305: MAINTENANCE STONE:

Maintenance Stone used on this Project shall conform to the gradation requirements of Section 305, or to the gradation specified for Aggregate No. CR-14 in the Standard Specifications.

(50) SECTION 401: ASPHALT BINDER ADJUSTMENT INDEX:

The Liquid Asphalt Binder Adjustment Index Supplemental Specification dated March 3, 2009, applies to this Project. For this Project the Basic Bituminous Material Index will be determined on the first calendar day of the month in which cost Proposals are due. The index and adjustment table will be available on the internet at http://www.scdot.org/doing/constructionLetting_MonthlyIndex.aspx, or may be obtained from the office of the Contracts' Administrator.

TP 1000 – SPECIAL PROVISIONS AND CONTRACT REQUIREMENTS

The following is hereby included in the table entitled “Items of Work Eligible for A.C. Binder Adjustments” in the supplemental specification.

PREVENTATIVE MAINTENANCE SURFACE TREATMENT	SY	0.0026
ASPH. SURF. TREAT. (TRIPLE T-1)	SY	0.0024

All items of Work included in this Project that are listed in the table entitled “Items of Work Eligible for A.C. Binder Adjustments” below paragraph 4 of the supplemental specification will be subject to price adjustment.

The following Section of the Supplemental Specification is hereby modified:

Additional Provisions:

The Department will calculate and apply asphalt binder index adjustments to estimates based on index values set at the beginning of the estimate period.

Estimate period begins on the 1st of the month and ends on the last day of the month. The 1st of the month Index will be compared to the contract Base Index to determine index adjustments for the estimate period.

(51) SECTION 401: DRESSING OF SHOULDERS:

Prior to the placement of asphalt mixtures on existing roadways, the Contractor will be required to remove all vegetation adjacent to the edge of pavement which impedes the placement of the asphalt mixture to the specified width. The Contractor shall also remove and dispose of all excess asphalt which is disturbed during minor grading for widening, or during removal of debris or grass from existing surface during preparation of surface for new lift. After the asphalt mixture has been placed, the Contractor shall blade the disturbed material to the extent that the shoulder is left in a neat and presentable condition. All excess material shall be removed from the Project. No direct payment shall be made for this Work; all costs are to be included in the price of other items of Work.

(52) SECTION 401: SURFACE PLANING OF ASPHALT PAVEMENT:

A. GENERAL

1. Description:

This Special Provision replaces all references to Surface Planing of Asphalt Pavement in Subsection 401 of the Standard Specifications in their entirety. It does not replace or amend Subsection 611 of the Standard Specifications. It describes the material and construction requirements for the surfacing planing of existing asphaltic concrete pavement by micro-milling to remove wheel ruts and other surface irregularities, restore proper grade and/or transverse slope of pavement as indicated in the Plans or as instructed by the RCE. Ensure that the planed surface provides a texture suitable for use as a temporary riding surface or an overlay with OGFC with no further treatment or overlays. Do not use the planed surface as a temporary riding surface for more than ten days if no corrective action is required and no more than 21 days if corrective action is required unless otherwise instructed by the RCE.

B. REFERENCED DOCUMENTS

1. SCDOT Standard Specifications, Edition of 2007
2. SC-M-502, Rideability of PCC Pavement

C. EQUIPMENT

1. Provide power-driven, self-propelled micro-milling equipment that is the size and shape that allows traffic to pass safely through areas adjacent to the Work. Also, use equipment with the following characteristics.

- a. Ensure that the equipment is equipped with a cutting mandrel with carbide-tipped cutting teeth designed for micro-milling HMA and bituminous treated pavement to close tolerances.
- b. Ensure that the equipment is equipped with grade and slope controls operating from a string line or ski and based on mechanical or sonic operation.
- c. Ensure that the equipment is capable of removing pavement to an accuracy of 0.0625 inches.
- d. Ensure that the equipment is furnished with a lighting system for night Work, as necessary.
- e. Ensure that the equipment is provided with conveyors capable of transferring the milled material from the roadway to a truck located to the side, rear, or front while minimizing airborne dust and debris.

D. CONSTRUCTION REQUIREMENTS

1. Follow the Plans to micro-mill the designated areas and depths, including bridge decks, shoulder, and ramps, as required. Ensure that the following requirements are met.
 - a. Prior to commencement of the Work, construct a test section that is 1156 feet in length with a uniformly textured surface and cross section on the road to be treated as approved by the RCE. Ensure that the final pavement surface has a transverse pattern of 0.2 inches center to center of each strike area and the difference between the ridge and valley of the mat surface in the test section does not exceed 0.0625 inches.
 - b. Milling depth may range up to 2 inches as necessary to fully remove existing OGFC surface, which has a typical nominal depth of one inch, as well as lesser depths on shoulders to provide a planar surface that allows appropriate drainage prior to placement of new OGFC. While milling depths over one inch are anticipated to ensure OGFC removal in low spots as well as to meet rideability requirements, milling depth should be minimized when possible to avoid excessive removal of the pavement structure while still removing all existing OGFC.
 - c. The Department will test the test section for rideability following Subsection 6 of SC-M-502 for diamond ground and textured existing concrete pavement, except that the maximum acceptable rideability is 90 inches per mile for each 0.1-mile segment. The first and last 50 feet of the test section will not be included in the two 0.1-mile segments. Provide the RCE with at least three Business Days of Notice prior to need of rideability testing.
2. If any of the requirements of Section D.1 are not met, do no further Work and provide a written plan of action to the RCE detailing what steps will be taken to improve operations. The RCE may require corrective action to the test section prior to acceptance or accept the test section as is. Once the plan has been approved by the RCE, construct a second test section at a different location from the first. If the second test section meets the requirements of Section D.1 and is approved by the RCE, continuous milling may commence. If the second test section fails to meet the requirements of Section D.1, continue to construct test 1156-foot sections until satisfactory results are achieved.
3. Once continuous operations commence, continue to produce a uniform finished surface and maintain a constant cross slope between extremities in each lane.
4. Provide positive drainage to prevent water accumulation on the micro-milled pavement as shown on the Plans or as directed by the RCE.
5. Bevel back the longitudinal vertical edges greater than one inch that are produced by the removal process and left exposed to traffic. Bevel back at least 1.5 inches for each one inch of material removed. Use an attached mold board or other approved method.
6. When removing material at ramp areas and ends of milled sections, the transverse edges may be temporarily tapered 10 feet to avoid creating a traffic hazard and to produce a smooth surface. However, ensure that a neat transverse joint is created prior to the placement of the OGFC; do not terminate OGFC by “pinching” the OGFC over a tapered area.

7. Remove dust, residue, and loose milled material from the micro-milled surface. Do not allow traffic on the milled surface and do not place overlying layers on the milled surface until removal is complete.

E. ACCEPTANCE

1. Ensure that the micro-milling operation produces a uniform pavement texture that is true to line, grade, and cross section.
2. The Department will test and accept the milled surface for rideability as given in Subsections 6.2 through 6.4 of SC-M-502. The Adjusted Schedule of Payment given in Table 2 of Subsection 6 of SC-M-502 will apply to the contract unit price for the micro-milling as given in Subsection F of this special provision.
3. Micro-milled pavement surfaces are also subject to visual and straightedge inspections. Keep a 10-foot straightedge near the micro-milling operation to measure surface irregularities of the milled surface. Repair any areas exceeding 0.125 inches between the ridge and valley of the mat surface to the satisfaction of the RCE at no additional cost to the Department. Provide a written plan of action to the RCE for approval prior to performing any corrective action on the basis of rideability, grade, or surface texture.

F. MEASUREMENT AND PAYMENT

1. Measurement: The quantity measured for payment under this special provision is the number of square yards of micro-milled surface in place and accepted.
2. Basis of Payment: The quantity, as measured above, will be paid for at the contract unit price subject to the adjustments given herein, for which price and payment is full compensation for furnishing all materials, equipment, tools, labor, hauling, stockpiling, temporary asphalt, and any other incidentals necessary to satisfactorily complete the Work. All reclaimed asphaltic pavement (RAP) becomes the property of the Contractor unless otherwise specified. No adjustment in the unit price for this item or other items will be considered for variations in the amount of RAP actually recovered.

Payment includes all direct and indirect costs and expenses required to complete the Work. Payment will be made under:

Item No.	Pay Item	Unit
4013099	SURFACE PLANE ASPHALT PAVEMENT, VARIABLE	Square Yard

(53) SECTION 401: HOT MIX ASPHALT (HMA) QUALITY ACCEPTANCE:

Reference is made to the Supplemental Technical Specification “Asphalt Mixture Quality Acceptance.” For the purposes of applying this Supplemental Technical Specification, pay factor adjustments will be based on a unit price of \$95 per ton.

(54) SECTION 401: FULL DEPTH ASPHALT PAVEMENT PATCHING:

G. DESCRIPTION:

The Contractor shall patch existing asphalt pavement at locations directed by the Engineer. This Work shall consist of the removal of deteriorated pavement and replacing with full depth asphalt plant mix patch.

H. CONSTRUCTION PROCESS:

The deteriorated pavement shall be removed to the width and length indicated by the RCE, with the face of the cut being straight and vertical. The pavement shall be removed to a depth of 6” inches as directed by the RCE. In the event unstable material is encountered at this point, then such additional material shall be removed as directed by the RCE.

The volume of material removed below the patch shall be backfilled with crushed stone and thoroughly compacted in 4-inch layers with vibratory compactors. Prior to placing the asphalt patch material in the hole, the sides of the existing asphalt pavement shall be thoroughly tacked. The

patch material shall then be placed in layers not exceeding 3 inches with each layer being thoroughly compacted with a vibratory compactor and pneumatic roller. The patch material shall be an approved SCDOT Asphalt Concrete Binder Course Mix. Patches shall be opened and filled in the same day. Asphalt mixture shall not be applied when the existing surface is wet or frozen. The finished patch shall be smooth riding. The patches are to be no less than six feet by six feet in size and should be spaced at not less than 25 feet between patches.

The quantity of full depth asphalt pavement patching to be paid for will be the actual number of square yards of existing asphalt pavement which has been patched and accepted. The Work includes cleaning, removing, and disposing of debris from the patching work, furnishing and placement of crushed stone and asphalt patching material, and all other materials, labor, equipment, tools, supplies, transportation, and incidentals necessary to fulfill the requirements of this item of Work.

The Contractor's bid shall include 3,000 square yards of full depth asphalt pavement patching. If more than the estimated square yards of patching are required by SCDOT, the Contractor will be paid a unit price of \$65 per square yard. If less than the estimated square yards of patching are required by SCDOT, the Contractor shall reimburse SCDOT at the same unit price for the quantity of full depth patching that was not needed.

(55) SECTION 403: RIDEABILITY FOR ASPHALT MIXTURES

Reference is made to the Supplemental Technical Specification SC-M-403 for "Rideability for Asphalt Mixtures (07/21) Hot-Mix Asphalt Rideability." For the purposes of applying this Supplemental Technical Specification, pay factor adjustments will be based on a unit price of \$85 per ton.

Supplemental Technical Specification SC-M-403 for Rideability for Asphalt Mixtures (07/21) will apply with the exception that Table 1B below will be used for final rideability price adjustments on single lift SMA segments. Interstate Segments with SMA consisting of multiple lifts are required to meet Table 1 of SC-M-403.

Table 1B. Schedule for Adjusted Payment - Single Lift SMA on Interstate and Limited Access Segments	
Segment IRI (inches/mile)	Price Adjustment - Asphalt Final Riding Course
Less than 39	107%
39-43	105%
44-75	100%
76-80	95%
81-85	90%
86-90	85%
91-100	80%
Greater than 100	For each additional increment of 5 inches per mile of roughness above 100 inches per mile, reduce payment by an additional 10% from 80% if the DCE determines the material may remain in place.

(56) SECTION 403: WARM MIX ASPHALT – ASPHALT INTERMEDIATE COURSE TYPE B (SPECIAL):

WMA Intermediate B Special will utilize the same specifications for Intermediate B with several exceptions:

- A. The mix must use WMA Technology using a chemical process on QPL # 77 to utilize maximum reduction in temperature to improve constructability in the field placement operations.
- B. The mix will require the exact same requirements as stated in SC-M-402 with exception of target air voids. The air voids will be targeted at 2.5-3.0% on the mix design to increase binder content and improve field compaction and fatigue resistance.
- C. The placement rate will also be different than conventional mix in order to make necessary repairs to the milled pavement sections during one lane closure sequence.
- D. In place density will be measured and accepted by using the gauge in lieu of taking roadway cores. A test strip will be required on the shoulder of the roadway to set up a roller pattern and establish target density. Ensure in place density is acceptable by taking 6-inch roadway cores at the end of the test strip to verify maximum compaction effort is obtained. All other mix acceptance testing will follow SC-M-400 using the same mixture acceptance criteria as the Intermediate Course Type B.

Item No.	Pay Item	Unit
4112320 X	WMA INTERMEDIATE COURSE TYPE B "SPECIAL"	TON

(57) SECTION 410: STONE MATRIX ASPHALT MIXTURES

A. DESCRIPTION

Work specified in this section consists of mixing, placing and compacting a Stone Matrix Asphalt (SMA) mixture. SMA mixtures are required to be composed of crushed mineral aggregate, RAP (optional), mineral filler, fiber stabilizing additive, and polymer modified asphalt binder. The SMA courses are produced through an asphalt plant and constructed in accordance with applicable Special Provisions and Standard Specifications, except as noted herein.

B. MATERIALS

1. **Aggregates:** Crushed aggregate is required for all fine and coarse aggregates with the exception of RAP. The crushed coarse aggregate must have 2 or more freshly mechanically induced fractured faces on at least 90% (based on count) of the material retained on the 4.75 mm (No. 4) sieve in accordance to AASHTO T335. The crushed coarse aggregate and the parent aggregate of the crushed fine aggregate in the SMA courses must have a maximum abrasion loss of 45.0% and a maximum absorption of 1.5% when tested in accordance with AASHTO T 96 and T 85, respectively.
 - a. Ensure the coarse aggregate is sufficiently washed to produce a clean aggregate, free from lumps, disintegrated particles, vegetation or deleterious substances and adherent coatings which may be considered detrimental to the performance of the SMA. Crushed coarse aggregate must not have more than 1.5% passing the 75µm (No. 200) sieve. Limestone, slag, and crusher-run aggregates will not be permitted in the SMA courses.
 - b. Ensure all fine aggregate consist of a blend of 100% crushed manufactured sand and has a minimum fine aggregate angularity of 45.0% when tested in accordance with AASHTO T 304.
 - c. Fractionated RAP is permitted at a maximum aged binder percentage of 15.0% as compared to the optimum binder content of the mix design.

2. **Hydrated Lime:** Use hydrated lime that meets the requirements of AASHTO M 303, Type 1, and the product is listed on Qualified Product List 39. Hydrated lime is required to be blended with the damp aggregate at a rate of 1.0% by weight of dry aggregate. Blending of the hydrated lime is required according to subsection 401.4.11, Blending of Hydrated Lime, of the Standard Specifications.

3. **Polymer Modified Asphalt Binder:** Use an asphalt binder that meets the Supplemental Specification “Asphalt Binder and Additives” for Performance Grade 76-22 (PG 76-22).

4. **Stabilizing Fiber Additive:** Use a fiber that meets the properties described below.
 - a. **Cellulose Fibers:** Use cellulose fibers at a dosage rate between 0.2% and 0.4%, by weight of the total mix as approved by the Asphalt Materials Engineer. The actual amount may be adjusted outside of this range if deemed necessary by the AME to prevent excessive drain-down. Fiber properties will be as follows:

Fiber length (maximum):	6.35mm (0.25 inch)
Moisture Content	5.0% maximum (AASHTO T 255)
Sieve Analysis:	
Test Method: (AASHTO T 27)	
Passing 850µm (No. 20) sieve	80.0 – 95.0%
Passing 425µm (No. 40) sieve	45.0 – 85.0%
Passing 150µm (No. 100) sieve	5.0 – 40.0%

5. **Mineral Filler:** Use mineral filler that consist of crushed aggregate fines or fly ash. Ensure the filler is sufficiently dry to flow freely and be free from lumps.

Table 1 - Mineral Filler Properties - Mineral Filler will be graded within the following limits

Sieve Size	Percent Passing (AASHTO T 27)
600µm (No. 30)	100.0
300µm (No. 50)	95.0 – 100.0
75µm (No. 200)	55.0 – 100.0
20µm (No. 635)	30.0 (Maximum)

Ensure the Mineral Filler is free from organic impurities using AASHTO T 21 and have a plasticity index not greater than 4 using AASHTO T 90.

C. COMPOSITION OF MIXTURE

Combine the aggregates and hydrated lime in proportions so the composite gradation and the volumetric properties meet the following criteria during the mix design procedure in accordance with AASHTO T 312, “Preparation and Determining the Density of Hot-Mix Asphalt (HMA) Specimens by Means of the Gyratory Compactor.”

Table 2. Job Mix Formula and Design Limits

Mixture Control Tolerances	Asphalt Mixture	9.5 mm SMA	12.5 mm SMA
	Grading Requirements	Percent Passing	

TP 1000 – SPECIAL PROVISIONS AND CONTRACT REQUIREMENTS

Gradation	See 401.2.3.3 for tolerance for Surface Courses	19.0mm (3/4") Sieve	100.0	100
		12.5mm (1/2") Sieve	95.0 – 100.0	85.0 – 90.0
		9.5mm (3/8") Sieve	75.0 – 90.0	60.0 – 80.0
		4.75mm (No. 4) Sieve	32.0 – 54.0	25.0 – 32.0
		2.36mm (No. 8) Sieve	17.0 – 30.0	18.0 – 24.0
		0.60 mm (No. 30) Sieve	12.0 – 20.0	12.0 – 20.0
		300µm (No. 100) Sieve	9.0 – 15.0	9.0 – 15.0
		75µm (No. 200) Sieve	8.00 – 13.00	8.00 – 12.00
Design Requirements				
Volumetrics	See SC-M-400 Surface Courses	Range for % AC	5.80 – 7.00	5.60 – 7.00
		Air Voids (%)	3.50 ± 0.50	3.50 ± 0.50
		VMA, %	16.5 min	16.5 min
		VFA, %	65.0 – 85.0	65.0 – 85.0
		Drain-down, % (SC-T-90)	< 0.3	< 0.3
		Tensile Strength Ratio (SC-T-70)	85% min	85% min
	AASHTO T 19 / R46	Voids in Coarse Aggregate Tests	VCAdrc > VCAmix Volume of CA (Dry-Rodded Condition) vs. Volume of CA (Mixture)	
Gyrations Level			35	

D. PLANT PRODUCTION

1. **SMA Mixing Plant:** Provide an asphalt plant that can prepare the SMA mixture that conforms to SC-M-401 with the following additions:

2. **Handling and Addition of Mineral Filler:** Provide adequate dry storage for the mineral filler and ensure equipment can add the filler into the mixture so it is done uniformly in the desired percentage according to the job mix formula. Introduce mineral filler into a batch plant by adding it directly into the weigh hopper. Add mineral filler in a drum mix plant directly into the drum mixer. Providing appropriate equipment for accurately proportioning the relatively large amounts of mineral filler required for an SMA mixture.

3. **Fiber Addition:** Provide adequate dry storage for the cellulose fibers and ensure equipment is in place to proportion fiber into the mixture uniformly and in the desired percentage according to the job mix formula. Fibers may not be required if Warm Mix Asphalt Technology is utilized in the SMA mixture per SC-M-408 (WMA Additives only) to prevent drain-down.
 - a. Batch Plant - Add fiber through a separate inlet directly into the weigh hopper above the pugmill. The addition of fiber must be timed to occur during the hot aggregate charging of the hopper. Adequate dry mixing time will be required to ensure proper blending of the aggregate and the fiber stabilizer. Dry mixing time is typically increased by 5 to 15 seconds. Wet mixing time is typically increased by at least 5 seconds for the cellulose fibers to ensure adequate blending with the asphalt binder.

 - b. Drum Mix Plant - Add fiber into the drum mixer to ensure complete blending of the fiber into the mix. For this purpose, when adding loose fiber, a separate fiber feed system is required to uniformly introduce fiber into the drum at such a rate as not to limit the normal

production of mix through the drum. Ensure that no fiber is returned into the baghouse or returned/wasted baghouse fines.

4. **Mix Storage:** If the SMA mixture is not to be hauled immediately to the Project and placed, provide storage bins. All storage must be either surge bins to balance production capacity with hauling and placing capacity or silos that are heated and insulated to prevent temperature excessive loss. Extended storage of any SMA mixture will be permitted up to 4 hours maximum.

E. CONSTRUCTION REQUIREMENTS

Perform all Work to Section 401 of the Standard Specifications and other applicable Special Provisions except as noted in this specification. Place the SMA course in a manner to prevent segregation, provide the required in-place compaction, and produce a smooth riding surface. Ensure when the HMA mixture is delivered to the paver, mix temperature is not less 300°F and no greater than 350°F. If the mixture is produced using Warm Mix Technology, ensure the WMA mixture is delivered to the paver with a mix temperature not less than 240°F and no greater than 300°F. Temperatures may be allowed to extend beyond these ranges if directed by the AME. RCE will monitor mix temperature on each load prior to dumping the SMA mixture into the spreader.

F. ACCEPTANCE CRITERIA

Acceptance of the SMA mixtures will be based on SC-M-400 – “Asphalt Mixture Quality Assurance” using the same criteria as the Surface Type A.

G. METHOD OF MEASUREMENT AND BASIS OF PAYMENT

This Work will be measured and paid for as specified in Subsections 401.5 and 401.6 of the Standard Specification for Highway Construction.

(58) SECTION 413: COLD CENTRAL PLANT RECYCLED MATERIAL:

413.1 DESCRIPTION

These special provisions cover the requirements for Cold Central Plant Recycling Material (CCPRM). Cold Central Plant Recycling (CCPR) is a process in which recycled asphalt concrete pavement is processed and stabilized using foamed asphalt or emulsified asphalt at a plant and then placed using conventional asphalt paving equipment. **CCPRM will not be used as a final riding surface.**

413.2 MATERIALS

413.2.1 STABILIZING AGENT (EMULSIFIED OR FOAMED PG BINDER)

Use stabilizing agents that are either asphalt emulsion or PG 64-22 binder (must be listed on SCDOT Qualified Product List 37 or 38). Use emulsified asphalts that conform to the requirements of AASHTO M 208, M 140, or M 316 that is formulated for CCPRM use. Use PG 64-22 that meets the requirements of section 401.2.1.1 of the Standard Specifications. Emulsified Asphalt, used as a stabilizing agent, is not permitted when placement occurs during nighttime hours and will be opened to traffic the next morning.

413.2.2 WATER

Use water for mixing that meets the requirements of Section 701.2.11 of the Standard Specifications.

413.2.3 OTHER ADDITIVES (HYDRATED LIME OR PORTLAND CEMENT)

Use, if necessary, additional additives that meet the requirements in **TABLE 4**. In the case where an additional additive is used, show type and dosage as described in the Job Mix Formula submitted to the Department.

413.2.3.1 HYDRATED LIME

Use hydrated lime that conforms to the requirements of AASHTO M 303, Type 1 from Suppliers listed on the most recent edition of SCDOT Qualified Product List 39.

413.2.3.2 PORTLAND CEMENT

Use Portland cement that conforms to the requirements of Subsection 701.2.1 with the allowable maximum alkali content ($Na_2O+0.658K_2O$) increased to 1.0%.

413.2.4 ASPHALT TACK COAT

Use an asphalt tack coat material that meets the requirements of Subsection 401.4.18 of the Standard Specifications.

413.2.5 ASPHALT FOG SEAL

Use an asphalt emulsion fog seal material or PG 64-22 binder from Qualified Product Listing No. 37 / 38.

413.2.6 FINE AGGREGATE

Use a fine aggregate for the Grit application that conforms to FA 10 or FA 13 and from Suppliers listed on the most recent edition of SCDOT Qualified Products List 1.

413.2.9 CRUSHED RECLAIMED ASPHALT PAVEMENT (RAP) MATERIAL

Additional RAP material (other than that reclaimed from the Project) may be used and, if added, must meet the requirements of Section 401.2.2.6 of the Specifications and **TABLE 1**.

TABLE 1 – ADDITIONAL CRUSHED RAP

Tests	Method	Limit
Deleterious Materials: Clay Lumps and Friable Particles in Aggregate	AASHTO T 112	0.2% maximum
Maximum Sieve Size, 1.5 inches (37mm)	AASHTO T 27	100% Passing

413.2.10 ADDITIONAL AGGREGATE

Add additional aggregate if deemed necessary so the results of the job mixture meet the gradation requirements in **TABLE 3**. If additional aggregate is needed ensure that it comes from materials listed on Qualified Product List 1 and/or 2 and also meet the requirements of **TABLE 2**.

TABLE 2 – ADDITIONAL AGGREGATE

Tests	Method	Limit
Los Angeles Abrasion Value	AASHTO T 96	55% maximum loss
Sand Equivalent	AASHTO T 176	45% minimum

TP 1000 – SPECIAL PROVISIONS AND CONTRACT REQUIREMENTS

Maximum Sieve Size, 1.5 inches (37mm)	AASHTO T 27	100% Passing
Water absorption	AASHTO T 85	3% maximum

413.3 JOB MIX FORMULA

Submit a job-mix formula (JMF) to the State Pavement Design Engineer for approval no less than 30 calendar days prior to the start of CCPRM operations. More than one JMF may be required to avoid any construction Delays in case of materials changes. Ensure that the gradation of each JMF is within the bands shown in **TABLE 3**. Ensure that the contingency plan addresses actions to be taken if the gradation fails to meet these requirements. The RCE reserves the right to require appropriate measures be taken that may include stopping the Work.

TABLE 3 – JMF GRADATION RANGE

Sieve Size	Gradation Band* (Percent Passing)	
	Lower	Upper
1.5"	-	100
¾", 3/8", No. 4, No. 8	Production targets set off of blended gradation	
No. 200	2	9

*Values based on AASHTO T 27 using washed, pulverized materials, prior to stabilization. For CCPRM using Foamed Asphalt, cement can be used as a portion of the material passing the No. 200 sieve.

Ensure that the following items are included on the JMF:

1. Target field density (nearest 0.1 lbs / #/ft³)
2. Target percent (nearest 0.1%) of the stabilizing agents to be added to the recycled mix
3. Target percent (nearest 0.1%) by weight of water (at room temperature) required
4. Expansion ratio, half-life characteristics, and temperature of asphalt binder at the time of dosage into foaming chamber (for mixtures using foamed asphalt). Minimum curing time/set time for the emulsified asphalt and temperature of emulsified asphalt at the time of dosage into the mixture (for mixtures using emulsified asphalt)
5. Target gradation for sieve sizes 1.5", ¾", 3/8", No.4 and No. 200 (including any aggregate to be added).

Note: If a change in source materials is made during construction, create and submit new JMFs to the RCE and ensure that they are approved prior to use on the Project.

TABLE 4 – CCPRMJMF REQUIREMENTS

Item	Test Method	Criteria	Fabrication / Conditioning Procedure
<i>Emulsified Asphalt Stabilized Materials</i>			
1	Moisture Density Relations AASHTO T 180, Method D	Determined by Design; Used to Establish Target Field Density	—
2	Mixture Stability Test ASTM D 5581 (6 in. specimens) or 150mm specimens) AASHTO T 245 (4 in. specimens)	2500 lbs. minimum (6 in. diameter specimen) Or (150mm diameter) 1250 lbs. minimum (4 in. diameter specimen)	Produce three specimens at 75 blows per side (or 30 gyrations per AASHTO T 312) and cured at 140°F ± 5°F to constant mass, hold specimens at 104°F ±5°F for 2 hours ±5 min. in a forced draft oven immediately prior to testing.
3	Retained Stability ASTM D5581 (6 in. specimens) or 150 mm specimens) AASHTO T 245 (4 in. specimens)	Minimum 70% of results of item #2	Produce an additional three specimens and cure at 140°F ±5°F to constant mass. Vacuum saturate specimens to 55-65% moisture content, 77°F ±1.8°F water bath for 23 hours ±30 min and 104°F ±1.8°F water bath for an additional hour immediately prior to testing
4	Raveling Stability (ASTM D 7196)	Maximum 2%	Produce specimens using a gyratory compactor following AASHTO T 312 at 20 gyrations and cured at 50°F ±5°F for 4 hours ±5 min at 50% humidity.

TABLE 4 – CCPRMJMF REQUIREMENTS

Item	Test Method	Criteria	Fabrication / Conditioning Procedure
5	Thermal Cracking (Indirect Tensile Test) AASHTO T 322	The critical cracking temperature must be less than or equal to the pavement temperature given for the Project climate area and pavement depth by LTPPBind ¹ .	See Notes 1 through 7 below.
<i>Foamed Asphalt Stabilized Materials</i>			
1	Moisture Density Relations AASHTO T 180, Method D	Determined by Design; Used to Establish Target Field Density	----
2	Dry Indirect Tensile Strength AASHTO T 283 Section 11	45 psi minimum	Produce three specimens using 75 blows per side (or 30 gyrations per AASHTO T 312) compacted at or below OMC and cured as follows: 4 inch diameter specimens, oven dry at 104°F ±5 °F for 72 hrs ± 30 min. and cool to ambient temperature for 24 hrs ± 30 min.; 6 inch or 150 mm diameter specimens, air dried for 24 hours ± 30min., then an additional 48 hours at 104°F ±5 °F in sealed plastic bag, cool to ambient temperature for 24 hrs ± 30 min.
3	Retained Indirect Tensile Strength AASHTO T 283 Section 11	Minimum, 70% of the Dry ITS from Item 2	Produce an additional three specimens and cure according to Item 2, and then submerge in 77°F ± 1.8 °F water bath for 24 hours ± 30 min. prior to testing.

TABLE 4 – CCPRMJMF REQUIREMENTS

Item	Test Method	Criteria	Fabrication / Conditioning Procedure
4	Expansion Ratio. Wirtgen 2012 Cold Recycling Manual	10 times when Aggregate Temperature is 50°F to 77°F 8 times when Aggregate Temperature is greater than 77°F	-----
5	Half-Life Wirtgen 2012 Cold Recycling Manual	6 second minimum	----

JMF Notes:

1. Choose the specification temperature using current FHWA LTPPBind software, using the weather station closest to the Project. Ensure that the required temperature is the coldest temperature at the top of the recycled layer, using 98% reliability.
2. Compact samples to 6 in(150mm) diameter and at least 4.52 inches (115mm) in height, compacted to within 1% of design air voids at the design stabilizing agent content. Cure compacted samples at 140 ± 5 °F no less than 48 hours ± 30 mins. Before testing, check sample mass every two hours ± 5 mins until change in mass between successive checks does not exceed 0.05%. After curing, saw-cut two specimens from each compacted sample to 2 in. in height. Perform bulk density testing after saw-cutting.
3. Prepare three specimens at each of the three testing temperatures.
4. Select two testing temperatures that bracket the specification temperature. For example, if the specification temperature is -13°F, then two of the selected testing temperatures will be -4°F and -22°F. A temperature of 14°F or -40°F would be used as the third testing temperature.
5. Perform the tensile strength test on each specimen directly after the tensile creep test (at the same temperature as the creep test).
6. The critical cracking temperature is defined as the temperature at the intersection of the thermal stress curve (derived from the creep data) and the tensile strength line (the line connecting the average tensile strengths at the three testing temperatures).
7. Ensure that the critical cracking temperature predicted by the Indirect Tensile Test is less than or equal to the pavement temperature given for the Project climate area and pavement depth by LTPPBind.

413.4 QUALITY CONTROL PLAN

Prepare a Quality Control Plan to ensure that operational techniques and activities provide a homogeneous and finished material of acceptable quality meeting the requirements of this special provision. Conform the plan to show sampling and testing that will be performed to control the processes and ensure material compliance within the requirements of this special provision. Provide the Quality Control Plan and the JMF that is intended to be used to accomplish the Work

to the State Pavement Design Engineer for review and approval no less than 30 calendar days prior to the start of CCPRM operations.

For each CCPRM project, a project specific Quality Control Plan is required, and must include the following (minimum) information:

1. A description of the Quality Control organization, including the number of full-time equivalent employees or Sub-Contractors with specific Quality Control responsibilities and an organizational chart showing lines of authority and reporting responsibilities.
2. A listing by discipline with the name, qualifications, duties, responsibilities and authorities for all persons proposed to be responsible for construction Quality Control.
3. A Quality Control Sampling, Testing and Analysis Plan with methods that include a description of how random locations for testing and sampling are determined.
4. Identification and description (and accreditation status) of the laboratories to be used for each type of testing.
5. Specific list of documentation for Quality Control activities.
6. Procedures to meet contract requirements and corrective action when QC criteria are not met.
7. Procedures to protect stabilized material from receiving excessive moisture from weather events (i.e. rain, fog, etc.) and corrective actions when criteria are not met.
8. Contingency Plan including: inclement weather, equipment breakdowns, materials shortages, deficient density of installed CCPRM, material doesn't break or cure in timely manner, as established by the JMF, gradation is outside of tolerances, and production modifications based on changes in ambient and/or material temperature

413.5 PLANT EQUIPMENT

413.5.1 CCPRM PLANT

Use a plant that is capable of homogeneously incorporating all stabilizing agent(s) and materials up to the sizes shown in **TABLE 3**. Ensure that the plant is capable of delivering the amount of additive to within +/- 0.2% of the required amount by weight of the pulverized asphalt material, except that a capability of adding up to 5% water by weight of the pulverized bituminous material is mandatory. Use automated systems to regulate the application of stabilizing agent(s) and water that adjust automatically to the mass of the material being processed. When using foamed asphalt, outfit the plant with a test or inspection nozzle at one end of the spray bar that can produce a representative sample. Use a plant that is capable of maintaining the temperature of the liquid asphalt at a minimum of 300°F. Ensure that the plant is equipped with the means for the operator to verify that the stabilizing agent(s) and water are being evenly distributed and that the correct dosage rates of each are being applied. Ensure that the plant has the ability to print out stabilizing agent(s) and water quantities used during production. Ensure that the equipment is operated in accordance with the manufacturer's recommendations.

413.5.2 PLANT SCALES

Use scales that are approved in accordance with the requirements of SC-M-401.

413.5.3 TRUCKS, TRUCK SCALES AND AUTOMATIC PRINTER SYSTEM

Use truck scales and an automatic printer system that meets the requirements of SC-M-401.

413.6 PLACEMENT OPERATIONS EQUIPMENT

413.6.1 ASPHALT PAVERS

Use an asphalt paver that meets the requirements of Section 401.3.10 of the Standard Specifications. Place CCPRM at the specified depth set forth in the Plans and ensure that the mix is spread uniformly without segregation.

413.6.2 ROLLERS

Use rollers that are self-propelled. Ensure that at least one pneumatic tire roller has a minimum gross operating weight of not less than 50,000 lbs. Ensure that at least one double steel-wheeled vibratory roller has a gross operating weight of not less than 24,000 lbs. and a width of 78 inches. Ensure that all rollers have properly working scrapers and water spraying systems.

413.7 CONSTRUCTION

413.7.1 WEATHER RESTRICTIONS

Ensure that recycling operations are performed when both the ambient temperature and material to be processed (measured in the shade and away from artificial heat) is a minimum 50°F. Do not perform any Work when the weather forecast calls for freezing temperatures within 48 hours after placement of CCPRM on any portion of the Project.

413.7.2 PLACING AND FINISHING

413.7.2.1 TRIAL TEST SECTION

At least one week, but not more than 30 days prior to the start of production, construct a 1,000-foot-long trial section, one-lane wide, at the designated thickness and designed optimal stabilizing agent(s) content provided in the approved JMF. Construct the trial section at a location approved by the RCE on the Project using the same construction procedures and equipment intended for the entire Project. Cease production after construction of the trial section until the trial section is evaluated and accepted by the RCE. The Trial Section will be considered a LOT and payment will follow the payment tables established in this special provision.

In the event the initial trial section fails to meet JMF on gradation, binder content, designated depth, and field density requirements, make necessary corrections and construct a second trial section on the Project Site. The RCE may require a Technical Representative present during mixing and placing operations for the second trial section. When a Technical Representative is required, they must remain present during mixing and placement of any additional trial sections until acceptance has been made by the RCE. Additionally, ensure that the Technical Representative is present for the next day of production to oversee the mixing and placing operation. If during the next production day, the materials meet the mixture and placement acceptance criteria, the Technical Representative will no longer be required on the Project Site. If additional trial sections beyond the first two are needed, construct the trial section at sites approved by the RCE.

Ensure that the Technical Representative meets the following criteria:

1. Have 2 years minimum experience with the CCPRM process
2. Have personally supervised a minimum of 5 successful CCPRM projects
3. Have personal experience in developing CCPRM mix designs
4. Have the experience to perform and supervise field process control testing
5. Submit a list of references, with current telephone numbers, of persons who are able to verify the experience required herein.

Consultants or manufacturer's Representatives may be used to satisfy the technical Representative requirements listed herein.

The initial trial section will be paid for at the contract unit price for CCPRM, to include price adjustments. If needed, the Department will pay for up to one additional trial section of CCPRM at the contract unit price, to include price adjustments. The Department will pay for a maximum of two trial sections at the contract unit price. If more than two trial sections are needed, the Contractor will bear all costs associated with producing and placing the material at a Site approved by the RCE.

413.7.2.2 MATERIAL TESTING – QUALITY CONTROL

413.7.2.2.1 GRADATION AND BINDER CONTENT

CCPRM acceptance for gradation and binder content will be based on a mean of the results of each day's run - production. A lot will be considered to be acceptable for gradation if the mean of the test results obtained is within the tolerance allowed for the job-mix formula as specified in **TABLE 5**. If a lot does not conform to the acceptance requirements for gradation stop paving/production and take corrective measures to bring the gradation within tolerance of the approved JMF.

TABLE 5						
Process Tolerance on Each Laboratory Sieve and Asphalt Content: Percent Plus and Minus						
No. Tests	1 ½"	¾"	3/8"	No. 4	No. 200	
1	0.0	8.0	8.0	8.0	2.0	
2	0.0	5.7	5.7	5.7	1.4	
3	0.0	4.4	4.4	4.4	1.1	
4	0.0	4.0	4.0	4.0	1.0	
5	0.0	3.6	3.6	3.6	0.9	
6	0.0	3.3	3.3	3.3	0.8	
7	0.0	3.0	3.0	3.0	0.8	
8	0.0	2.8	2.8	2.8	0.7	
9 or more	0.0	2.3	2.3	2.3	0.6	

Establish, as part of the JMF, a target percent passing for the 1.5", ¾", 3/8", No. 4 and No. 200 sieves. Create the JMF(s) using either existing materials obtained directly from the Project Site (prior to the start of construction) or from an existing stockpile of RAP. Quality Acceptance testing will be conducted by obtaining a sample of the mixture from the truck prior to it leaving the plant. The sample frequency will use SC-T-101 at a rate of 1 sample per 1000 tons.

Determine the asphalt binder content using an asphalt ignition oven in accordance with SC-T-75. Ensure a mix correction factor is determined in accordance with SC-T-75 prior to production. Perform gradation on the extracted ignition sample using SC-T-102. Cure all extraction samples to constant weight in a 300-350°F oven until the weight loss in a 15-minute period does not exceed +/- 1.0 grams within consecutive 15-minute intervals. There will be no price adjustment for asphalt content.

413.7.2.2.2 STABILIZING AGENT CONTENT

Provide with each gradation sample a computer printout of the stabilizing agent content percentage/rate of the plant at the time of sampling. If the dosage rate is outside of 0.20 percentage points, stop paving/production and take corrective measures to bring the dosage rate within tolerance of the approved JMF. In addition, provide a daily summary of the stabilizing agent content percentage/rate to the RCE.

413.7.2.2.3 MOISTURE CONTENT

Report the percent moisture content for prior to performing the mix extraction using the following equation:

$$\% \text{ Moisture} = \frac{\text{Original Mass} - \text{Final Mass}}{\text{Original Mass}} \times 100$$

Final Mass

413.7.2.2.4 MIXTURE STABILITY

When emulsified asphalt is used as the stabilizing agent, acceptance for Mixture Stability will be based on results of samples taken at a frequency a minimum of once per day. If the results are less than the established job-mix target, a pay adjustment will be applied for the tonnage represented by the results in section 414.8.4 under Acceptance.

413.7.2.2.5 DRY INDIRECT TENSILE STRENGTH

When foamed asphalt is used as the stabilizing agent, acceptance for Dry Indirect Tensile Strength will be based on results of samples taken at a minimum of once per day. If the results are less than the established job-mix target, a pay adjustment will be applied for the tonnage represented by the results in section 414.8.4 under Acceptance.

413.7.2.2.6 HALF-LIFE AND EXPANSION RATIO

Verify and provide reports to the RCE confirming that each load of asphalt binder used for foaming meets the requirements of **TABLE 4**.

413.7.2.2.7 FIELD COMPACTION

Ensure compaction of the recycled mix is completed using rollers meeting the requirements of this specification. In addition, set the vibratory roller near the highest frequency and near the lowest amplitude setting without damaging the CCPRM. Ensure that final rolling eliminates pneumatic tire marks and to achieve density and is done using a double drum steel roller(s), either operating in a static, oscillating or vibratory mode. Use oscillating and vibratory mode only if it is shown to not damage the pavement. Complete finish rolling no more than one hour after paving is completed, unless otherwise approved by the RCE. Do not stop rollers and allow them to sit on the uncompacted material. Establish rolling patterns so that they begin or end on previously compacted material or the existing pavement. Perform rolling until the material reaches a density of 98 percent of the maximum target density from the JMF as measured via a nuclear density gauge following SC-T-30, SC-T-31, or SC-T-32.

Use a nuclear density gauge conforming to the requirements of SC-T-65 to determine mat density by the Direct Transmission method. Ensure that the nuclear density gauge has been calibrated within the previous 12 months. In addition, maintain documentation of such calibration service for the 12-month period from the date of the calibration service and furnish the same to the RCE if requested. Construct a control strip and establish a roller pattern in accordance with the requirements of SC-T-65. The control strip will be acceptable if the field proctor (AASHTO T 180, Method D) is at least 98 percent of the maximum target density from the approved JMF and the density of the compacted CCPRM course is not less than 98.0 percent of the maximum target density from the approved JMF. Construct an additional control strip when a change in the source of material is made, when a change in compaction equipment is made, when a significant change in the composition of the material occurs, a change in roadway conditions occurs, or when there is a failing test section.

413.7.2.2.8 DEPTH CHECKS

Perform depth checks at a minimum rate of twice per 5,000 linear feet after compaction by coring the newly CCPRM after compaction has been completed. Measure the depth by the height of the core in 3 separate, evenly spaced measured transversely across the mat and average 3 readings. Use SC-T-101 to determine the random locations. The RCE will take verification measurements of the same core. Acceptance of CCPRM course for depth will be based on the mean result of measurements of samples taken from each LOT of material placed. A LOT will be considered acceptable for depth if the mean result of the tests is within the tolerance of the Plan depth for the number of tests taken as shown in **TABLE 7**.

TABLE 7 – PROCESS TOLERANCE FOR DEPTH CHECKS

Plan Depth, inches	Tolerance, inches (Plus or Minus)		
	2 tests	3 tests	4 tests
≤ 4	0.45	0.35	0.30
>4 ≤ 8	0.65	0.50	0.40
>8 ≤ 12	0.90	0.70	0.50
>12	1.00	0.80	0.60

If the mean depth of a LOT of material is in excess of the tolerance, the payment will not be made for that material in excess of the tolerance for the Plan depth specified throughout the length and width of the LOT of material represented by the tests. For excessive depth CCPRM courses, the rate of deduction from the tonnage allowed for payment as CCPRM course will be calculated based on the JMF weight per square yard per inch of depth in excess of the tolerance for Plan depth and the number of tests taken as specified in **TABLE 7** or the RCE can require excessive material to be removed at no additional expense to the Department.

If the mean depth of a lot of material is deficient by more than the allowable tolerance for the Plan depth specified, correction will be required, and payment will be made for the quantity of material that has been placed in the lot. For sections of CCPRM course that are deficient in depth beyond the tolerance, furnish and place material specified for the subsequent course or as approved by the RCE to bring the deficient CCPRM course depth within the tolerance of the specified Plan depth. This additional material will be placed at no additional expense to the Department.

413.7.2.2.9 FOGSEAL

Ensure that after compaction of the recycled material has been completed, a fog seal is applied to the recycled surface at a uniform application rate of 0.04 gal/sy residual using an emulsified asphalt or PG 64-22 binder. A light application of fine aggregated used as grit may be applied to the fog seal to aide in the reduction of CCPRM pickup and raveling (if necessary). Ensure that after fog sealing no traffic, including construction equipment, drives on the completed recycled material for at least two hours. After two hours rolling traffic may be permitted on the recycled material. This time may be adjusted by the RCE to allow establishment of sufficient cure so traffic will not initiate raveling. After opening to traffic, maintain the surface of the recycled pavement in a condition suitable for the safe movement of traffic. Remove all loose particles that may develop on the pavement surface without damaging the surface. Within the limits of the Contract, maintain the CCPRM material in good condition until all Work has been completed and accepted. This maintenance includes immediate repairs or Defects that may occur including raveling or other surface imperfections. Perform this Work without additional compensation and repeat as often as may be necessary to keep the area continuously intact. Replace faulty Work for the full depth of the layer.

413.7.2.2.10 VERIFICATION OF MOISTURE CONTENT

Prior to placing the asphalt concrete surface courses, or other applicable surface treatment, allow the CCPRM material to cure until the moisture of the material is a maximum of 50 percent of the optimum water content or until approval of the RCE is received. Measure the moisture content using AASHTO T 329 on samples taken from two random locations and immediately placed in a sealed plastic bag, as determined by the RCE for each production day. Other methods and sampling rates may be used if supplied in the Quality Control Plan and approved by the RCE. Split samples may be taken at the direction of the RCE. Split samples may be part of the random locations or at additional locations determined by the RCE. Apply a tack coat, in accordance with

Subsection 401.4.18, prior to any additional asphalt layers. Do not use **CCPRM as a final riding surface**.

413.7.2.2.11 TESTING RECORDS

Ensure that all testing information is readably available during the performance of the Work and all records are collected by the RCE prior to the next LOT. Provide accurate reports meeting the requirements of AASHTO R 18.

414.8 ACCEPTANCE

414.8.1 DAILY PRODUCTION - LOT

For the purposes of acceptance, each day’s production will be considered a LOT. When paving is less than 2,000 feet, it will be combined with the next day’s production or added to the previous day’s production if it is the last day to create a lot.

414.8.2 MIX QUALITY ACCEPTANCE

If key test results are less than the established JMF target, a pay adjustment will be applied for the tonnage represented by the results using the **TABLE 8** for mix stability and **TABLE 9** for Indirect Tensile Strength.

TABLE 8 - Mix Quality – Stability (Foamed Asphalt)	
% of Job-Mix Target Stability	% of Payment
Greater than 99.0	100
95.0 to 99.0	95
90.0 to 94.9	90
Less than 90.0*	90% pay and Cease Production

*Immediately cease production and notify the RCE when results fall below 90.0% of the approved JMF target. Make any necessary corrective actions to the mix and provide verification to the RCE that it conforms to the approved JMF. Should the results fall below the minimum specified in **TABLE 4**, remove the material represented by the failing results and replace it at no cost to the Department. With approval of the RCE, subsequent paving operations can resume.

TABLE 9 - Mix Quality – Indirect Tensile Strength (Emulsified Asphalt)	
% of Job-Mix Target Dry Indirect Tensile Strength	% of Payment
Greater than 99.0	100
95.0 to 98.9	95
90.0 to 94.9	90
Less than 90.0*	90% and Cease Production

* Immediately cease production and notify the RCE when results fall below 90.0% of the approved JMF target. Make any necessary corrective actions to the mix and provide verification to the RCE that it conforms to the approved JMF. Should the results fall below the minimum specified in **TABLE 4**, remove the material represented by the failing results and replace it at no cost to the Department. With approval of the RCE, subsequent paving operations can resume.

414.8.3 Field Compaction

Measure density by taking a nuclear density reading from two random test Sites selected by the RCE within every 1000 feet. Ensure that readings are not located within 12 inches of the edge of any application width for CCPRM. Nuclear density test locations will be marked and labeled by the RCE in accordance with the requirements of SC-T-101.

The average of the density measurements taken for the LOT will be compared to the target nuclear density established by the approved JMF to determine the acceptability of the lot. Once the average density of the lot has been determined, do not provide additional compaction to raise the average. If two consecutive 1000-foot sections produce density results less than 98 percent of the target density, immediately notify the RCE and institute corrective action. By the end of the day’s operations, furnish the test data developed during the day’s recycling to the RCE. Verify results for every lot by performing a field proctor (AASHTO T 180, Method D). Ensure that the field proctor is at least 98 percent of the target density from the approved JMF. A pay adjustment for the tonnage represented by the LOT will be applied using TABLE 10.

TABLE 10 - PAYMENT SCHEDULE FOR LOT DENSITIES

% of Target Control Strip Density	% of Payment
98.0 or greater	100
97.0 to less than 98.0	95
96.0 to less than 97.0	90
Less than 96.0	75

414.8.4 LOT PAY FACTOR

The RCE will compute the Lot Pay Factor (LPF) once payments are determined using the tables for mix quality and field density using the following formula. The LPF will be rounded to the nearest 0.1%.

$$LPF = 0.50 (PF \text{ mix quality}) + 0.50 (PF \text{ Density})$$

414.9 MEASUREMENT

Measurement and payment for the Cold Plant Recycling Material (CCPRM) will be paid by the ton of the completed sections and will be paid for at the Contract unit price per ton. This price will be full compensation for removal, hauling and processing of the existing pavement (if RAP from the same project is used) and/or existing RAP stockpile(s); for additional aggregate if needed; for preparing, hauling, placing and compacting of all materials; furnishing stabilizing agents (PG Binder or Emulsion), fog seal, aggregate used in grit application and additives (lime and cement); for all freight involved; for all manipulations, rolling and brooming; for testing and documentation; asphalt Supplier services; and for all labor, tools, equipment and incidentals necessary to complete the Work. Net weight information will be furnished with each load of material delivered in accordance with the requirements of Section 401 of the Specifications. Batch weights will not be permitted as a method of measurement unless the Contractor’s plant is equipped in accordance

with the requirements of Section 401 of the Specifications, in which case the cumulative weight of the batches will be used for payment. The unit price for calculating pay factor will be \$53.00 per ton.

(59) SECTION 501: ROLLER COMPACTED CONCRETE:

A. GENERAL

1. Description: Roller Compacted Concrete (RCC) consists of aggregate, Portland cement and possibly other supplementary cementitious materials (fly ash, slag), and water. RCC is proportioned, mixed, placed, compacted, and cured in accordance with these specifications. Ensure that the RCC conforms to the lines, grades, thickness, and typical cross section shown in the Plans or otherwise established by the RCE. When used as base course, it will be covered with one or more lifts of asphalt as shown on the Plans. Otherwise, the RCC will provide the final riding surface.

B. SUBMITTALS

1. Proposed RCC mix design: At least 45 days prior to the beginning of placing of RCC in the roadway, submit a proposed mix design to the State Materials Engineer at the SCDOT Office of Materials and Research for review. If the mix design appears satisfactory to the SCDOT, prepare and test a trial batch mixture at the Contractor's facilities to verify that the design criteria for strength are met. Perform batch mixture preparation and testing in the presence of Representatives of the SCDOT Office of Materials and Research. Make no production until an approved mix design has been obtained.

C. MATERIALS

1. General: The RCE will approve all materials to be used for RCC construction based on laboratory tests or certifications of representative materials that will be used in the actual construction. All materials must conform to Section 700 of the *SCDOT Standard Specifications for Highway Construction*, unless otherwise modified herein.
2. Portland Cement, Fly Ash, and Water-Granulated Blast Furnace Slag: All cementitious material must conform to Section 501.2.1. Pozzolanic substitution for Portland cement shall be allowed as specified in Section 701.4.9. If the use of silica fume is desired, have the type and usage pre-approved by the SCDOT State Materials Engineer.
3. Aggregates: Obtain all aggregates to be used from qualified sources appearing on the SCDOT Qualified Products Listing for aggregates. Use no aggregate where the plasticity index of the aggregate exceeds 5. Aggregates may be obtained from a single source or borrow pit or may be a blend of fine and coarse aggregates. Use well-graded aggregate without gradation gaps and conforming to the following gradation:

Sieve Size	Percent Passing by Weight
1 inch	100
¾ inch	90-100
½ inch	70-100
3/8 inch	60-85
#4	40-60
#16	20-40
#100	6-18
#200	2-8

4. Water: Use only water conforming to Section 701.2.11 of the Standard Specifications.
5. Curing Compound: Where curing compounds are used, only those white-pigmented products shown in the current edition of SCDOT Qualified Products List 33 shall be used.

D. DESIGN STRENGTH

Use a mix design that demonstrates a compressive strength of 4000 psi within 28 days when specimens prepared according to ASTM C 1435 are tested according to AASHTO T 22. At least

two sets of three cylinders will be produced, with one set being tested at 4 days and the other at 28 days. To determine the compressive strength for a set, two of the specimens will be tested. If the weaker of the two specimens is at least 90 percent of the strength of the stronger specimen, then the two values will be averaged to determine the overall compressive strength. If the weaker specimen has less than 90 percent of the strength of the stronger specimen, then the third specimen will be broken, and all three specimens will be averaged. If one individual result is much lower or much higher than the other two due to Defects in the specimen, that value may be discarded at the State Materials Engineer's discretion.

E. EQUIPMENT

1. General: Construct roller compacted concrete with any combination of equipment that will produce a completed pavement meeting the requirements for mixing, transporting, placing, compacting, finishing, and curing as provided in this specification.
2. Mixing Plant: Locate the mixing plant within a thirty-minute haul time from the point of RCC placement. Use only plants capable of producing an RCC pavement mixture in the proportions defined by the final approved mix design and within the specified tolerances. The capacity of the plant must be sufficient to produce a uniform mixture at a rate compatible with the placement equipment. If the plant is unable to produce material at a rate adequate to prevent unnecessary cold joints and frequent paver stoppages, the RCE may halt production until such time that a plant of appropriate capacity is used. Have the plant inspected and approved by the SCDOT Office of Materials and Research prior to production of material under these specifications.
 - a. Pugmill Plant: Use only pugmill plants of the central plant type with a twin-shaft pugmill mixer, capable of batch or continuous mixing, equipped with synchronized metering devices and feeders to maintain the correct proportions of aggregate, cement, pozzolan, and water. Other pugmill plant requirements are as follows:
 - 1) *Aggregate Storage:* If previously blended aggregate is furnished, storage may be in a stockpile from which it is fed directly to a conveyor feeding the mixer. If aggregate is furnished in two size groups, follow proper stockpiling techniques to ensure aggregate separation.
 - 2) *Aggregate Feed Rate:* Use aggregate bins with a feed rate controlled by a variable speed belt, or an operable gate calibrated to accurately deliver any specified quantity of material. If two aggregate size stockpile sources are used, the feed rate from each bin must be readily adjustable to change aggregate proportions, when required. Feed rate controls must maintain the established proportions of aggregate from each stockpile bin when the combined aggregate delivery is increased or decreased.
 - 3) *Plant Scales:* Plant scales, if utilized, for any weigh box or hopper must comply with Section 701.3.2.
 - 4) *Cement and Pozzolan Material Storage:* Supply separate and independent storage silos for Portland cement and pozzolan. At plants with two or more silos in which different types of cement or cementitious materials are stored, ensure that each silo has a sign at each fill inlet to reduce the potential for loading Errors. Make the sign from a durable material, with minimum two-inch high by ¼-inch wide letters that are raised, indented, or cut. Ensure that the sign clearly identifies the material that is in the silo and may be easily read even when completely coated with dust. Flat signs with painted or applied letters are not acceptable.
 - 5) *Pre-blended Portland Cement and Pozzolan:* If using pre-blended Portland cement and pozzolan (such as fly ash or slag), employ blending equipment acceptable to the RCE and demonstrate, with a testing plan, the ability to successfully produce a uniform blended material meeting the mix design requirements. Perform testing on at least a daily basis to ensure both uniformity and proper quantities.
 - 6) *Cement and Pozzolan Feed Unit.* Provide a satisfactory means of dispensing Portland cement and pozzolan, volumetrically or by weight, to ensure a uniform and accurate quantity of cementitious material enters the mixer.

- 7) *Water Control Unit:* Use a water control unit capable of measuring the required amount of water for the approved mix by weight or volume. Ensure that the unit is equipped with an accurate metering device. Vary the amount of water to be used only with the approval of the RCE.
 - 8) *Gob Hopper:* For continuous operating pugmills, provide a gob hopper attached to the end of the final discharge belt to temporarily hold the RCC discharge in order to allow the plant to operate continuously.
- b. *Rotary Drum Mixer:* Provide a rotary drum batch mixer capable of producing a homogeneous mixture, uniform in color, and having all coarse aggregate coated with mortar. Equip the mixer with batching equipment to meet the following requirements:
- 1) *Weighing Equipment:* Measure the amounts of cement, pozzolan, and aggregate entering into each batch of RCC by direct weighing equipment. Use only weighing equipment that is readily adjustable in order to compensate for the moisture content of the aggregate or to change the proportionate batch weights. Include a visible dial or equally suitable device that will accurately register the scale load from zero to full capacity. The cement and pozzolan may be weighed separately or cumulatively in the same hopper on the same scale, provided the cement is weighed first.
 - 2) *Weigh Hoppers:* Use only bulk cement and pozzolan weigh hoppers that are equipped with vibrators to operate automatically and continuously while weighing hoppers are being dumped. Ensure that the weigh hopper has sufficient capacity to hold not less than 10 percent in excess of the cementitious material required for one batch.
 - 3) *Water Metering:* Measure the amount of water entering each batch of RCC by weight or volume. Use only equipment capable of measuring the water to within a tolerance of plus or minus one percent and equipped with an accurate gauge or dial measuring device. Vary the amount of water to be used only with the approval of the RCE. During batching, admit water to the mixer only through the water measuring device and then only at the time of charging.
 - 4) *Mixing Time:* Use only drum mixers equipped with an accurate clock or timing device, capable of being locked, for visibly indicating the time of mixing after all the materials, including the water, are in the mixer.
 - 5) *Recharging:* Discharge all material in the drum before recharging. Ensure that the volume of mixed material per batch does not exceed the manufacturer's rated capacity of the mixer.
3. *Paver:* Place RCC with a high-density asphalt-type paver subject to approval by the RCE. Use only pavers equipped with compacting devices capable of producing an RCC pavement with a minimum of 90 percent of the maximum density in accordance with AASHTO T 180, Method D prior to any additional compaction. Ensure that the paver is of suitable weight and stability to spread and finish the RCC material, without segregation, to the required thickness, smoothness, surface texture, cross-section, and grade.
 4. *Compactors:* Use self-propelled steel drum vibratory rollers having a minimum static weight of 10 tons for primary compaction. For final compaction, use either a steel drum roller, operated in a static mode, or a rubber-tired roller of equal or greater weight. Only use walk-behind vibratory rollers or plate tampers for compacting areas inaccessible to large rollers.
 5. *Haul Trucks:* Use trucks for hauling the RCC material from the plant to the paver with covers available to protect the material from inclement weather. To ensure adequate and continuous supply of RCC material to the paver, have a sufficient number of trucks. If the number of trucks is inadequate to prevent frequent starts and stops of the paver, cease production until additional trucks are obtained.
 6. *Water Trucks:* Keep at least one water truck, or other similar equipment, on-site and available for use throughout the paving and curing process. Equip such equipment with a spreader pipe containing fog spray nozzles capable of evenly applying a fine spray of water to the surface of the RCC without damaging the final surface.

7. **Inspection of Equipment:** Before start-up, the Contractor's equipment will be carefully inspected. Should any of the equipment fail to operate properly, cease Work until the deficiencies are corrected.
8. **Access for Inspection and Calibration:** Provide the RCE or RCE's Representative access at all times for any plant, equipment, or machinery to be used in order to check calibration, scales, controls, or operating adjustments.

F. CONSTRUCTION REQUIREMENTS

1. **Preparation of Subgrade:** Before the RCC processing begins, prepare the subgrade in accordance with Section 208 of the SCDOT Standard Specifications.
2. **Quality Control Test Specimens:** For each day's production, up to 1500 cubic yards of mix produced, prepare at least three sets of test specimens in accordance with ASTM C 1435 under the direct observation of the RCE or RCE's Representative. A set of specimens consists of three cylinders. Make an additional three sets for each additional 1500 cubic yards or fraction thereof. Cure and transport the specimens to the Contractor's (or mix producer's) Office of Materials and Research-approved laboratory in accordance with ASTM C 31. Test two cylinders for compressive strength in accordance with ASTM C 39 at 3 days, 7 days, and 28 days under the direct observation of the RCE or RCE's Representative. If the measured compressive strength between two cylinders varies by more than 10 percent of the stronger cylinder, test the third cylinder and average the results of the three cylinders. Otherwise, average the measured compressive strengths of the two cylinders tested at 28 days to determine the compressive strength of the lot. Retain the compressive strength test results for inspection by the RCE.

If the compressive strength measured at 3 days indicates that the 28-day compressive strength will be less than 3500 psi, investigate the potential causes of the low strengths and report to the RCE within 24 hours. If the compressive strength measured at 3 days indicates 28-day compressive strengths less than 3200 psi, immediately stop production and notify the RCE. Do not resume production until the cause of the discrepancy has been determined to the satisfaction of the RCE. The RCE may adjust compressive strength targets at 3 days as production continues based on field experience.

3. **Mixing Process:** Use the same mixture for the entire Project unless otherwise stated in the Project Documents. If, during production, the source of Portland cement, pozzolan, or aggregates is changed, then suspend production and submit a new mix design to the RCE for approval. Do not exceed the manufacturer's rated capacity for dry concrete mixtures in the mixing chamber. Keep the sides of the mixer and mixer blades free of hardened RCC or other buildups. Routinely check mixer blades for wear and replace if wear is sufficient to cause inadequate mixing.
 - a. *Mixing Time:* Use a mixing time adequate to ensure a thorough and complete mixing of all materials. Do not allow the mixing time, after all materials including water are in the mixer, to be less than 1½ minutes for one cubic yard and 20 seconds for each additional cubic yard.
 - b. *Mixture Ingredient Tolerances:* Ensure that the mixing plant receives the quantities of individual ingredients to within the following tolerances:

Material	Variation by Weight
Cementitious Material	±2.0%
Water	±3.0%
Aggregates	±4.0%

- c. *Plant Calibration:* Prior to commencement of RCC production, carry out a complete and comprehensive calibration of the plant in accordance with the manufacturer's recommended practice. Provide all scales, containers, and other items necessary to complete the calibration. After completion of the initial calibration, calibrate the plant periodically as directed by the RCE. Plants listed on SCDOT Qualified Product List 28 at the time of RCC production are exempt from this requirement, although the SCDOT

reserves the right to require additional calibration if variation in mixture quantities are suspected.

- d. *Daily Reports*: Supply daily plant records of production and quantities of materials used that day to the RCE. These records may be used as a check on plant calibration.
4. Transportation: Transport the RCC pavement material from the plant to the areas to be paved in dump trucks equipped with retractable protective covers for protection from rain or excessive evaporation. Ensure that the trucks are dumped clean with no buildup or hanging of RCC material in the corners. Have the dump trucks deposit the RCC material directly into the hopper of the paver or into a secondary material distribution system that deposits the material into the paver hopper. Dump truck delivery must be timed and scheduled so that RCC material is spread and compacted within the specified time limits.
5. Placing:
- a. *Subbase Condition*: Prior to RCC placement, ensure that the surface of the subbase is clean and free of foreign material, ponded water, and frost. Ensure that the subbase is uniformly moist at the time of RCC placement. If sprinkling of water is required to remoisten certain areas, ensure that the method of sprinkling will not form mud or pools of freestanding water. Correct soft or yielding subbase areas prior to placement of RCC as specified in Section F.1 above.
 - b. Weather Conditions:
 - 1) *Cold Weather Precautions*: Employ cold weather precautions as detailed in Section 501.4.6 of the Standard Specifications.
 - 2) *Hot Weather Precautions*: During periods of hot weather or windy conditions, take special precautions to minimize moisture loss due to evaporation. Cooling of aggregate stockpiles by shading or the use of a fine mist may be required. Protective covers may be required on dump trucks. Keep the surface of the newly placed RCC pavement continuously moist.
 - 3) *Rain Limitations*: Conduct no placement of RCC pavement during rain conditions sufficient to be detrimental to the finished product. Placement may continue during light rain or mists provided the surface of the RCC pavement is not eroded or damaged in any way. Use dump truck covers during these periods. The RCE may terminate paving at any time when, in the RCE's judgement, the rain is detrimental to the finished product.
 - c. *Paver Requirements*: Place all RCC with an approved paver as specified in Section E.3 and also meet the following requirements:
 - 1) *Filling the Paver*: Do not allow the quantity of RCC material in the paver to approach empty between loads. Maintain the material above the auger at all times during paving.

Stopping the Paver: Ensure that the paver proceeds in a steady, continuous operation with minimal starts and stops, except to begin a new lane. Maximum paver speed during laydown is 10 feet per minute. Higher paver speeds may be allowed at the discretion of the RCE if the higher speeds may be obtained without distress to the final product or cause additional starts and stops.
 - 2) *Surface Condition*: Ensure that the surface of the RCC pavement is smooth, uniform, and continuous without excessive tears, ridges, or aggregate segregation once it leaves the paver.
 - d. *Inaccessible Areas*: Pave all areas inaccessible to either roller or paver with cast-in-place concrete meeting the compressive strength requirements of these specifications.
 - e. *Adjacent Lane Pavement*: Place adjacent paving lanes within 60 minutes. If more than 60 minutes elapses between placement of adjacent lanes, the vertical joint must be considered a cold joint and prepared in accordance with Section F.7 below. At the discretion of the RCE, this time may be increased or decreased depending on ambient

conditions of temperature, wind, and humidity. Multiple pavers may be used in tandem to reduce the occurrence of cold joints.

- f. *Hand Spreading:* Broadcasting or fanning the RCC material across areas being compacted is not permissible. Such additions of materials may only be done immediately behind the paver and before any compaction has taken place. Any segregated coarse aggregate shall be removed from the surface before rolling.
- g. *Segregation:* If segregation occurs in the RCC during paving operations, placement shall cease until the cause is determined and corrected to the satisfaction of the RCE. If the segregation is judged by the RCE to be severe, remove and replace the segregated area at no additional cost to the Department.

6. Compaction:

- a. *Time to Compaction Start:* Ensure that compaction begins with the placement process and is completed within 60 minutes of the start of the mixing at the plant. The time may be increased or decreased at the discretion of the RCE depending on ambient conditions of temperature and humidity. Do not permit Delays in rolling unless approved by the RCE. Plan operations and supply sufficient equipment to ensure that these criteria are met.
- b. *Rolling:* Determine the sequence and number of passes by vibratory and non-vibratory rollers to obtain the specified density and surface finish. Only operate rollers in the vibratory mode while in motion. Rubber-tire rollers may be used for final compaction. Use additional rollers if specific density requirements are not obtained or if placing operations get ahead of the rolling operations.
- c. *Rolling Longitudinal and Transverse Joints:* Do not operate the roller within 2 feet of the edge of a freshly placed lane until the adjacent lane is placed. Then, roll both edges of the two lanes together within the allowable time. If a cold joint is planned, then roll the complete lane and follow cold joint procedures as specified in Section F.7 below.
- d. *Inaccessible Areas:* Compact areas inaccessible to large rollers using walk-behind rollers or hand tampers.
- e. *Density Requirements:* Field density tests will be performed in accordance with SC-T-33 as soon as possible, but no later than 30 minutes after the completion of the rolling. Only wet density is used for evaluation. The required minimum density is 98 percent of the maximum laboratory density obtained according to AASHTO T 180 (Method D). The in-place density and moisture content may be determined with a nuclear moisture-density gauge. The gauge will be calibrated for moisture content at the beginning of the Work and at any time during the Work. RCC properly placed and compacted, but not meeting the density requirements, shall be cored and tested at the Contractor's expense. If the tested area achieves 28-day design strength, it will be paid at the full unit price. If the tested area indicates strength less than 3500 psi but greater than 3150 psi, payment will be made as follows:

Compressive Strength (psi)	Price Reduction (Percent of Unit Bid Price)
3300-3499	5
3150-3299	15

If the cores indicate strengths less than 3150 psi at 28 days or longer, the Department will evaluate the results and may reject the affected area and require removal and replacement or elect to pay at a reduced rate.

7. Joints:

- a. *Fresh Vertical Joints:* A joint is considered a fresh joint when an adjacent RCC lane is placed within 60 minutes of placing the previous lane or as specified by the RCE based on ambient conditions. Fresh joints do not require special treatment.

- b. *Cold Vertical Joints:* Any planned or unplanned construction joints that do not qualify as fresh joints are considered cold joints. Prior to placing fresh RCC mixture against a compacted cold vertical joint, thoroughly clean the cold joint of loose or foreign material. Wet the vertical joint face and maintain it in a moist condition immediately prior to placement of the adjacent lane.
 - 1) *Sawing Cold Vertical Joints:* For uncompacted surfaces or slopes more than 15 degrees from the vertical, cut the joint vertically for the full depth. Within 2 hours of final compaction, the edge of a cold joint may be cut with approved mechanical equipment. For edges cut after 2 hours, sawcut to the full depth of the pavement. Demonstrate any modification or substitution of the sawcutting procedure to the RCE for approval prior to use. In no case allow cutting of the edge to cause raveling or tearing of the surface. Moisten the cut edge immediately prior to placement of the adjacent lane.
 - c. *RCC Pavement Joints at Structures:* Line structures such as manholes, valves, or concrete curb and gutter with joint filler as defined in Section 501.2.6.1 of the Standard Specifications.
 - d. *Control Joints:* Construct transverse contraction joints at regular intervals up to 20-feet in the RCC pavement to induce cracking at pre-selected locations unless otherwise indicated on the Plans or as directed by the RCE. At the option of the Contractor, soft-cut or green-cut saws may be utilized as soon as possible behind the rolling operation and set to manufacturer's recommendations. Conventional cut saws must be used as soon as the sawing operation will not result in raveling or other damage to the RCC pavement, but not more than 18 hours after RCC placement. Cut all joints to 1/4 the depth of the RCC pavement to a single saw blade width.
8. **Finishing:**
- Ensure that the finished surface of the RCC pavement, when tested with a 10-foot straightedge or crown surface template, does not vary from the straightedge or template by more than 1/4 inch at any one point and shall be within 5/8 inch of the specified finished grade. When surface irregularities are outside these tolerances, diamond-grind the surface to meet the tolerance at no additional cost to the SCDOT.
9. **Curing:**
- Immediately after final rolling and compaction testing, keep the surface of the RCC pavement continuously moist until an approved curing compound, a suitable prime coat, or a layer of asphalt concrete is applied.
- a. *Water Cure:* Apply water cure by water trucks equipped with fog spray nozzles, soaking hoses, sprinkling system, or other means such that a uniform moist condition on the surface of the RCC is ensured. Apply this moisture in a manner that will not erode or damage the surface of the finished RCC pavement.
 - b. *Curing Compound:* Do not use curing compounds when the RCC material is to be promptly covered with asphalt. Apply curing compound as indicated in Section 501.4.11 of the Standard Specifications, except that the minimum rate of curing compound application is 0.09 gallons per square yard (11 square yards per gallon) unless a higher rate is specified by the curing compound manufacturer.
10. **Traffic:** Protect the RCC from vehicular traffic during the curing period. Completed portions of the RCC pavement may be opened to automotive and light truck traffic as soon as the strength is sufficient to prevent damage to the RCC. The pavement may be opened to unrestricted traffic after 4 days. If the temperature drops below 40° F, then the period of time the temperature is below 40° F will be added to the minimum time to opening.
11. **Maintenance:** Maintain the RCC pavement in good condition until all Work is completed and accepted. Perform such maintenance at no additional cost to the SCDOT.

12. Thickness: Provide and operate equipment capable of extracting a small (approximately 1 inch diameter or greater) core to determine the pavement thickness. Extract samples in the presence of the RCE or RCE's Representative unless otherwise directed.
13. Thickness Tolerance - The thickness of the completed RCC is measured at staggered intervals not to exceed 250 feet in length for two-lane roads. Measure the core to the nearest 1/8 inch at three different, evenly spaced locations and record the average. Where the RCC is deficient by more than 1/2 inch, correct such areas by removal and replacement. Where the measured thickness is more than 1/2 inch thicker than shown on the Plans, it is considered as the specified thickness, plus 1/2 inch. The average job thickness is the average of the depth measurements determined as specified above. Should this average thickness be more than 1/4 inch below the specified thickness, an adjusted unit price is used in calculating payment. This adjusted contract unit price bears the same ratio to the contract unit price as the square of the average thickness bears to the square of the specified thickness. When the contract includes more than one road, each road is considered separately.

G. UNIT PRICE

1. A unit price of \$41.00/SY will be applied for the purpose of pay adjustment.

(60) SECTION 501: NONWOVEN GEOTEXTILE INTERLAYER FABRIC:

This Special Provision describes the construction and material requirements for installation of an interlayer fabric to be used between concrete pavement and cement stabilized aggregate base.

A. REFERENCED DOCUMENTS

ASTM D 4355 Standard Test Method for Deterioration of Geotextiles by Exposure to Light, Moisture and Heat in a Xenon Arc Type Apparatus

ASTM D 4491 Standard Test Methods for Water Permeability of Geotextiles by Permittivity

ASTM D 4595 Standard Test Method for Tensile Properties of Geotextiles by the Wide-Width Strip Method

ASTM D 4716 Standard Test Method for Determining the (In-plane) Flow Rate per Unit Width and Hydraulic Transmissivity of a Geosynthetic Using a Constant Head

ASTM D 5199 Standard Test Method for Measuring the Nominal Thickness of Geosynthetics

ASTM D 5261 Standard Test Method for Measuring Mass per Unit Area of Geotextiles

B. GENERAL

1. Provide and install a non-woven geotextile interlayer to be placed between concrete pavements and cement stabilized aggregate bases. The fabric is intended to provide limited drainage, separation between the base and pavement to retard the transmission of cracking, and relief of bedding stress due to movement of the concrete pavement on a stiff base. Attach the fabric firmly to the base to prevent movement during paving operations. Conduct paving operations to minimize fabric damage due to vehicle movements. Repair any damage prior to paving to ensure complete coverage of the base.

C. MATERIAL REQUIREMENTS

1. Geotextile requirements:
 - a. Fabric type: Provide a nonwoven needle-punched geotextile. Thermal treatment (calendaring or IR) is not acceptable.
 - b. Color: Ensure that the color is uniform and uses nominally the same color fibers throughout.
 - c. The following requirements must be met by 95% of samples. Minimum Average Roll Values (MARV) are also acceptable:

- 1) Mass per unit area: Ensure that mass per unit area is greater than 450 grams per square meter (13.3 ounces per square yard) and less than or equal to 550 grams per square meter (16.2 ounces per square yard) when tested in accordance with ASTM D 5261.
- 2) Thickness under load (pressure): Ensure that the thickness under load is greater than or equal to 3.0 mm at 2 kPa (0.12 inch at 0.29 psi), greater than 2.5 mm at 20 kPa (0.10 inch at 2.9 psi), and greater than 1.0 mm at 200 kPa (0.04 inch at 29 psi) when tested in accordance with ASTM D 5199.
- 3) Wide-width tensile strength: Ensure the tensile strength is greater than 10 kN per meter (685 pounds per foot) when tested in accordance with ASTM D 4595.
- 4) Maximum elongation: Ensure that the maximum elongation is less than or equal to 130 percent when tested in accordance with ASTM D 4595.
- 5) Water permeability in normal direction under load (pressure): Ensure that the water permeability in the normal direction under load (pressure) is greater than or equal to 1×10^{-4} meters per second (3.3×10^{-4} feet per second) when tested in accordance with modified ASTM D 4491 at 20 kPa (2.9 psi) or ASTM D 5493.
- 6) In-plane water permeability: Ensure that the in-plane water permeability (transmissivity) under load (pressure) is greater than or equal to 5×10^{-4} meters per second (1.6×10^{-3} feet per second) when tested in accordance with modified ASTM D 4716 at 20 kPa (2.9 psi) and is greater than or equal to 2×10^{-4} meters per second (6.6×10^{-4} feet per second) when tested in accordance with modified ASTM D 4716 at 200 kPa (29 psi) or ASTM D 6574.
- 7) Weather resistance: Ensure that the retained strength after 500 hours of weathering is greater than or equal to 60 percent of the initial strength when tested in accordance with ASTM D 4355.
- 8) Alkali resistance: Provide a manufacturer certification that the supplied material is composed of 96% or more polypropylene/polyethylene.

d. Certification: Prior to incorporation in the Work, provide the RCE with a manufacturer's certification stating that the material being used meets all requirements of this Special Provision for each batch or lot of material. Ensure that the provided certification references the batch number(s) supplied and is attested to by the notarized signature of an officer of the manufacturing company. Also provide the RCE with a copy of the manufacturer's independent test data showing results for all the properties given in this section obtained by the test methods provided. Test data does not have to be batch or lot-specific.

2. Anchor system requirements:

- a. Fasteners: Use hardened steel pin fasteners with a galvanized finish intended for insertion in concrete by a powered fastening tool. Select a diameter and length adequate to anchor the geotextile such that normal paving operations do not dislodge the pins and the base is not damaged by the insertion.
- b. Discs: Provide thin, galvanized steel discs ranging from 2.0 to 2.8 inches in diameter with small stamped claws for holding the fabric and distributing the anchoring load.

D. CONSTRUCTION

1. Preparation of base: Repair any damaged or defective areas in the base to the satisfaction of the RCE. Thoroughly sweep the base immediately prior to fabric placement and ensure that the surface is free of loose debris.
2. Timing of placement: Place fabric no more than 3 days ahead of paving operations. If concrete is being placed by trucks directly in front of the paver, do not place fabric more than 650 feet ahead of the paver.
3. Placement: Roll the material onto the base, keeping the fabric tight with no wrinkles or folds. Roll out the sections of the fabric in a sequence that will facilitate good overlapping, prevent folding or tearing by construction traffic and minimize the potential that the material will be disturbed by the paver. Overlap sections of the fabric a minimum of 6 inches and a maximum

of 10 inches. Ensure that no more than three layers overlap at any point. Extend the fabric a minimum of 12 inches beyond the edge of the concrete pavement.

4. Anchoring: Secure the fabric with fasteners punched through the steel discs into the base. Space the anchors as necessary to securely hold the fabric in position during paving operations. However, maintain a maximum anchor spacing of 6 feet under all circumstances.
5. Construction traffic: Keep all nonessential traffic off of the fabric. Ensure that operations are staged such that no vehicles make sharp turning motions on the fabric. Remove and replace damaged fabric using required placement overlaps and sufficient anchors.
6. Moisture: Lightly but completely dampen the fabric ahead of the paving operations to ensure that the fabric does not draw water from the concrete. If the fabric is wetted due to precipitation or other reasons to the point of standing water or that free water appears when the fabric is walked on, allow the fabric to dry to a moist condition before continuing paving operations.

(61) SECTION 503: PORTLAND CEMENT CONCRETE PAVEMENT UNIT COST:

The Contractor is obligated to comply with the 2007 Standard Specifications regarding compressive strength and thickness. This Special Provision establishes the Portland Cement Concrete unit cost for any payment adjustments associated with Supplemental Technical Specification SC-M-501, SC-M-502, SC-M-503, regarding compressive strength, rideability, and thickness. For purposes of applying any payment adjustments associated with these Supplemental Technical Specification, a unit price of \$45/SY will be used. SC-M-502DB no longer applies. SC-M-502 (04/16) will be applied to this contract unless noted otherwise in the Contract Documents.

(62) DIVISION 600: INTELLIGENT TRANSPORTATION SYSTEM

A. GENERAL PROVISIONS FOR INTELLIGENT TRANSPORTATION SYSTEM

The Contractor is not responsible for the maintenance or construction of the permanent ITS Elements; however, Contractor shall be responsible for the removal and disposal of existing ITS infrastructure. The Contractor shall also provide embedded conduit in the bridges over the Saluda River and CSX Railroad. The Contractor shall also maintain and replace/install fiber for the South Carolina Department of Administration (SCDOA). The Contractor shall maintain connectivity of this fiber line for the duration of this Project except for the downtime allowed by SCDOA for transferring the connection to the new line.

Any existing DMSs will be removed and returned to SCDOT per the specification. All other Elements shall be disposed of per the following section: REMOVAL SALVAGE AND DISPOSAL OF EQUIPMENT AND MATERIALS.

All work involved in this contract shall be in accordance with the following publications:

The South Carolina “Specifications for Intelligent Transportation Systems (SCDOA)”, located in the Technical Provision Attachments.

The AASHTO “Standard Specifications for Structural Supports for Highway Signs, Luminaires and Traffic Signals”, latest edition.

B. DEVICE LOCATION-EXPECTATION

Conduit, fiber-optic cable, and service boxes shall be installed as described in the Technical Provisions.

C. SUBMISSION:

It is essential that the ITS contractor make all required design submissions following award of this contract for the SCDOA fiber installation. No deliverables are anticipated for ITS; however, all permanent ITS devices and poles that are to be removed shall be shown and called out on the Roadway Plans.

(63) DIVISION 600: MANUAL ON UNIFORM TRAFFIC CONTROL DEVICES:

The Contractor is advised that all Work involving design or installation of traffic control devices, including but not limited to signs, pavement markings, Elements of Work zone traffic control, signals, etc., shall be in compliance with the FHWA's Manual on Uniform Traffic Control Devices (MUTCD), latest edition. The latest edition is defined as the edition that the Traffic Engineering Division of SCDOT recognizes as having been officially adopted (Engineering Directive, Memorandum 19) at the time the Project is let, unless stated otherwise in the Special Provisions.

(64) DIVISION 600: EVALUATION OF RETROREFLECTIVITY:

Within 20 days of initial application, the Contractor shall arrange for an independent party to evaluate the retroreflectivity of the pavement markings using a mobile retroreflectometer utilizing 30-meter CEN geometry. All long lines on the interstate mainline, CD routes and ramps shall be measured in both directions. The independent party conducting the measurements shall furnish directly to the Department a report detailing the average of the readings over two-tenth of a mile segments for each type of long line (white edgeline, white lane lines, yellow edgelines) along the length of the Project. Interstate mile markers may be used for beginning and ending points on the mainline and CD routes, with the first and last segments in each direction being less than two tenths of a mile in length. Each ramp shall be referenced individually with the white edge line reading to the point where the ramp taper joins the mainline edge line. The initial minimum retroreflectivity values shall be as follows:

Retroreflectivity (mcd/lux/m ²)	
White	Yellow
450	350

A second evaluation shall take place within 20 days prior to the end of the 180-day observation period. The evaluation method shall be the same as described above. The 180-day minimum retroreflectivity values shall be as follows:

Retroreflectivity (mcd/lux/m ²)	
White	Yellow
400	300

If the permanent markings are snowplowed during the 180-day observation period, the lines shall meet the following minimum retroreflectivity values at the time of the second evaluation:

Retroreflectivity (mcd/lux/m ²)	
White	Yellow
250	200

Any markings failing to meet the initial minimum retroreflectivity requirements by more than 50 mcd/lux/m² shall be replaced immediately at the Contractor's expense. Any markings failing to meet initial requirements by less than 50 mcd/lux/m² may be reevaluated at the time of the 180-day evaluation unless the Defect causing the lower readings is obvious to the Engineer.

~~20 days of initial application, the Contractor shall arrange for an independent party to evaluate the retroreflectivity of the pavement markings using a mobile retroreflectometer utilizing 30-meter CEN geometry. All lines shall be measured in both directions. The independent party conducting the measurements shall furnish directly to the Department a report detailing the average of the readings over one-mile segments for each type of long line (white edgeline, white lane lines, yellow edgelines) along the length of the project. Average measurements shall also be provided along each ramp. Interstate mile markers may be used for beginning and ending points, with the first and last segments in each direction being less than one mile in length. The initial minimum retroreflectivity values shall be as follows:~~

~~Retroreflectivity (mcd/lux/m²)~~

~~White ————— Yellow~~

~~450 ————— 350~~

~~A second evaluation shall take place within 20 days prior to the end of the 180 day observation period. The evaluation method shall be the same as described above. The 180 day minimum retroreflectivity values shall be as follows:~~

~~Retroreflectivity (mcd/lux/m²)~~

~~White ————— Yellow~~

~~400 ————— 300~~

~~All markings failing to meet the initial minimum retroreflectivity requirements by more than 50 mcd / lux / m² shall be replaced immediately at the Contractor's expense. All markings failing to meet initial requirements by less than 50 mcd / lux / m² may be reevaluated at the time of the 180 day evaluation unless the defect causing the lower readings is obvious to the Engineer.~~

(65) DIVISION 600: MAINTENANCE AND CONTROL OF TRAFFIC

A. CONSTRUCTION (SUB-SECTION 601.4)

1. Sub-section 601.4.2 Construction Vehicles (paragraph 2) -

When working within the rights-of-way of access-controlled roadways such as Interstate highways, the Contractor's vehicles may only change direction of travel at interchanges. These vehicles are prohibited from crossing the roadway from right side to the median or vice versa. Use a flagger to control the Contractor's vehicles when these vehicles attempt to enter the roadway from a closed lane or the median area. Ensure the flagger does not stop roadway traffic, cause roadway traffic to change lanes, or affect roadway traffic in any manner. The Contractor's vehicles may not disrupt the normal flow of roadway traffic or enter the travel lane of the roadway until a sufficient gap is present.

The Contractor shall have flaggers available to control all construction vehicles entering or crossing the travel lanes of secondary and primary routes. The RCE shall determine the necessity of these flaggers for control of these construction vehicles. The RCE shall consider sight distance, vertical and horizontal curves of the roadway, prevailing speeds of roadway traffic, frequency of construction vehicles entering or crossing the roadway and other Site conditions that may impact the safety of the workers and motorists when determining the necessity of these flaggers. Ensure these flaggers do not stop roadway traffic, cause roadway traffic to change lanes or affect roadway traffic in any manner. The Contractor's vehicles may not disrupt the normal flow of roadway traffic or enter the travel lane of the roadway until a sufficient gap is present.

When working within the rights-of-way of access-controlled roadways with posted regulatory speed limits of 55 MPH or greater and average daily traffic volumes {ADT} of 10,000 vehicles per day or greater, i.e. Interstate highways, all construction and Work vehicles possessing any one or more of the vehicular characteristics listed below are only permitted to enter and exit a right or left shoulder Work area during the presence of active lane closures unless otherwise directed by the RCE or in accordance with TP Attachment 600-1. These vehicles are not permitted to enter or exit these Work areas without the presence of active lane closures unless otherwise directed by the RCE or in accordance with TP Attachment 600-1. Shoulder Closures are unacceptable and insufficient methods for control of traffic at ingress / egress areas for these vehicles. The restrictive vehicular characteristics include the following:

- Over six (6) tires
- Tandem rear axles

- A base curb weight greater than 8000 lbs.
 - A gross vehicular weight greater than 12000 lbs. unless performing duties as a shadow vehicle while supporting a truck mounted attenuator
 - A trailer in tow except under the following conditions:
 - Trailers transporting traffic control devices (including but not limited to standard and 42" oversized traffic cones, portable plastic drums, signs, portable sign supports, u-channel and square steel tube sign posts) relative to the installation of lane closures,
 - Shoulder Closures or other traffic control operations approved by the RCE
 - Trailer mounted traffic control devices (including but not limited to advance warning arrow panels, changeable message signs, temporary traffic signals, highway advisory radios, Work zone Intelligent Transportation Systems and trailer towed truck mounted attenuators)
2. Sub-section 601.4.2 Construction Vehicles - Auxiliary Warning Lights for Vehicles and Equipment

Supplement all construction and/or construction-related vehicles and equipment that operate in a stationary or mobile Work zone within or adjacent to a roadway within the highway rights-of-way with AMBER or YELLOW colored high intensity rotating or strobe type flashing auxiliary warning light devices. Utilize, install, operate and maintain a single or multiple lighting devices as necessary to provide visibility to approaching motorists.

All auxiliary warning light models shall meet *Society of Automotive Engineers (SAE) Class I* standards and SAE Standard J575 relative to *Tests for Motor Vehicle Lighting Devices and Components* and these specifications.

The amber/yellow color of the dome/lens of an auxiliary warning light device shall meet SAE Standard J578 for amber/yellow color specifications.

Auxiliary warning lights with parabolic reflectors that rotate shall rotate around a halogen lamp at a rate to produce approximately 175 flashes per minute. The parabolic reflector shall produce a minimum 80,000 candle power and a minimum 54,000 candela through an SAE Standard J846 approved amber dome.

Equip strobe type flashing auxiliary warning light devices with photosensitive circuit controls to adjust the lighting intensity in response to changes in ambient light conditions such as from day to night. These lights shall have a double-flash capability rated at approximately 80 double flashes per minute and produce a minimum 24 joules of flash energy at the highest power level setting.

Acceptable auxiliary warning light models shall provide sufficient light output to be clearly recognizable at a minimum distance of 1750 feet.

Mount all auxiliary warning light devices intended to function as the auxiliary warning light system or as an Element thereof on vehicles and equipment at locations no less than 3 feet above the ground and in conspicuous locations to provide visibility to approaching motorists.

Auxiliary warning light devices and/or models that mount in the locations of the standard vehicle lighting system are unacceptable as the specified auxiliary warning light system due to restrictive simultaneous visibility capabilities from multiple sight angles. However, auxiliary warning light devices that mount in the standard vehicle lighting system locations are acceptable as supplements to the specified lighting devices mounted in locations that do meet the minimum height requirements and provide simultaneous visibility capabilities from multiple sight angles.

Standard vehicle hazard warning lights are only permitted as supplements to the specified auxiliary warning light devices.

3. General Requirements for Providing and Maintaining Traffic Control Devices in the Work Zone (Section 602) – Sub-section 602.4 Construction (paragraph 8) -

Mount flat sheet signs straight and level and with the face of the signs perpendicular to the surface of the roadway. This requirement applies to flat sheet signs whether they are portable or have the embedded supports. Mount advance construction signs 2 feet from the edge of a paved shoulder or the face of a curb, or if no paved shoulder exists, 6 feet to 12 feet from the edge of an adjacent travel lane to the nearest edge of the signs. The mounting height of single signs mounted on ground embedded sign supports is no less than 7 feet or no greater than 8 feet from the bottom edge of the sign to the grade elevation of the near edge of the adjacent travel lane or sidewalk when a sidewalk is present. Any secondary sign on the same assembly has a minimum mounting height of 6 feet from the ground to the bottom edge of the secondary sign. Ensure that signs mounted on portable sign supports, including advance construction signs, regulatory signs, warning signs, etc., have a minimum mounting height of 5 feet from the ground to the bottom edge of the sign. Provide special sign mounting assemblies, when necessary, in areas of double-layered guardrail, concrete median barrier, or bridge parapet walls.

B. CATEGORY I TRAFFIC CONTROL DEVICES (SECTION 603) –

1. Sub-section 603.2.2 Oversized Traffic Cones (paragraph 6) -

Reflectorize each oversized traffic cone with 4 retroreflective bands: 2 orange and 2 white retroreflective bands. Alternate the orange and white retroreflective bands, with the top band always being orange. Make each retroreflective band not less than 6 inches wide. Utilize Type III – Microprismatic retroreflective sheeting for retroreflectorization on all projects let to contract after May 1, 2010, unless otherwise specified. Separate each retroreflective band with not more than a 2-inch non-reflectorized area. Do not splice the retroreflective sheeting to create the 6-inch retroreflective bands. Apply the retroreflective sheeting directly to the cone surface. Do not apply the retroreflective sheeting over a pre-existing layer of retroreflective sheeting.

2. Sub-section 603.2.3 Portable Plastic Drums (paragraph 3) -

Reflectorize each drum with Type III – Microprismatic retroreflective sheeting: 2 orange and 2 white retroreflective bands, 6 inches wide on all projects let to contract after May 1, 2010, unless otherwise specified. Alternate the orange and white retroreflective bands with the top band always being orange. Ensure that any non-reflectorized area between the orange and white retroreflective bands does not exceed 2 inches. Do not splice the retroreflective sheeting to create the 6-inch retroreflective bands. Apply the retroreflective sheeting directly to the drum surface. Do not apply the retroreflective sheeting over a pre-existing layer of retroreflective sheeting.

C. CATEGORY II TRAFFIC CONTROL DEVICES (SECTION 604) –

1. Sub-section 604.2.1 Type I and Type II Barricades (paragraph 3) -

Reflectorize these barricades with Type VIII or IX Prismatic retroreflective sheeting on all projects let to contract after May 1, 2012, unless otherwise specified. Ensure that the retroreflective sheeting has alternate orange and white stripes sloping downward at a 45-degree angle in the direction of passing traffic. The stripes shall be 6 inches wide.

2. Sub-section 604.2.2 Type III Barricades (paragraph 3) -

Reflectorize these barricades with Type VIII or IX Prismatic retroreflective sheeting on all projects let to contract after May 1, 2012, unless otherwise specified. Ensure that the

retroreflective sheeting has alternate orange and white stripes sloping downward at a 45-degree angle. Apply the sloping orange and white stripes in accordance with the requirements of the Plans, SCDOT Standard Drawings and the MUTCD. The stripes shall be 6 inches wide.

D. TEMPORARY CONCRETE BARRIER (SUB-SECTION 605.2.3.2) –

1. Sub-section 605.2.3.2 Temporary Concrete Barrier (paragraph 6) -

Previously used temporary concrete barrier walls are subject to inspection and approval by the RCE before use. Ensure that previously used temporary concrete barrier walls are in good condition. Defects to a temporary concrete barrier wall that may disqualify a section of wall for use include gouges, cracks, chipped, or spalled areas. A Defect that exposes reinforcing steel warrants immediate disqualification. A disqualification grade type Defect shall consist of measurements in excess of 1 inch, entirely or partially within the boundaries of the end connection areas and the drainage slot areas as illustrated in the “Standard Drawings for Road Construction”, and/or in excess of 4 inches for all areas beyond the end connection areas. To warrant disqualification, these measurements shall exceed the specified dimensions in all three directions, width, height, and depth. A Defect that exceeds the specified dimensions in only one or two of the three directions does not warrant disqualification.

Temporary concrete barrier walls with Defects less than 6 inches in all three directions, width, height, and depth that do not expose reinforcing steel may be repaired in accordance with the following requirements. Repair is prohibited on temporary concrete barrier walls with Defects 6 inches or greater in all three directions, width, height, and depth.

For repair of temporary concrete barrier walls with Defects less than 6 inches in all three directions, width, height, and depth that do not expose reinforcing steel, repair the Defect with a premanufactured patching material specifically fabricated for patching structural concrete. The strength of the patch must meet or exceed the design strength of the class 3000 concrete of the temporary concrete barrier wall. Perform the repair procedures in accordance with all requirements and instructions from the manufacturer of the patch material. Use a bonding compound between the patch material and the concrete unless specifically stated by the manufacturer that a bonding compound is not required. If the manufacturer states that application of a bonding compound is optional, SCDOT requires application of a bonding compound compatible with the patch material. If cracking occurs within the patched area, remove the patch material completely and repeat the repair process. The Contractor shall submit documentation stating all repairs have been conducted in accordance with these requirements prior to installing any temporary concrete barrier walls with repairs. Utilization of temporary concrete barrier walls with repairs shall require approval by the RCE prior to installation.

The Contractor shall submit certification documents for the patch material utilized for repairs to the Engineer prior to placing temporary concrete barrier walls that have been repaired on the Project Site.

***** (Effective on all projects let to contract after January 1, 2017)*****

2. Sub-section 605.2.3.2 Temporary Concrete Barrier (paragraph 5) -

In regard to projects let to contract after January 1, 2017, ALL *NCHRP Report 350* compliant temporary concrete barrier walls placed on a project site SHALL comply with the requirements for the recessed approval stamp as directed by the *SCDOT Standard Drawings*. Those *NCHRP Report 350* compliant temporary concrete barrier walls with the original recessed approval stamp that reads "SCDOT 350" will continue to be acceptable on projects let to contract after January 1, 2017. However, those temporary concrete barriers with the “SCDOT 350” identification plate attached to the side of the barrier walls with mechanical anchors previously grandfathered will no longer be acceptable on projects let to contract after January 1, 2017.

E. CONSTRUCTION SIGNS (SUB-SECTION 605.4.1.1) –

*** (Effective on all projects let to contract after January 1, 2016)***

On all projects relative to interstate highways let to contract after January 1, 2016, all signs attached to portable sign supports on and/or adjacent to interstate highways shall be rigid. Fabricate each of these rigid signs from an approved aluminum laminate composite rigid sign substrate approved by the Department. Utilization of signs fabricated from roll-up fabric substrates attached to portable sign supports installed on and/or adjacent to interstate highways will no longer be acceptable on projects let to contract after January 1, 2016.

ONLY those portable sign supports specified and approved for support of rigid signs fabricated from approved aluminum laminated composite rigid sign substrates and included on the Approved Products List for Traffic Control Devices in Work Zones, latest edition, are acceptable. To facilitate location of acceptable portable sign supports, the listing of portable sign supports is now separated into two (2) sections; “Portable Sign Supports for Use with Roll-Up Signs ONLY” and “Portable Sign Supports for Use with Roll-Up Sign Substrates and Rigid Sign Substrates”.

The trade names of the approved aluminum laminate composite rigid sign substrates are “Acopan”, “Alpolic”, “Dibond” and “Reynolite”. These rigid sign substrates are restricted to thicknesses no greater than 2 millimeters.

Rigid signs fabricated from standard aluminum sign blanks or any other rigid material other than Acopan, Alpolic, Dibond or Reynolite are PROHIBITED for attachment to portable sign supports. However, rigid signs fabricated from standard 0.080- and 0.100-inch thick aluminum sign blanks will continue to be acceptable for mounting on ground mounted sign supports.

Signs fabricated from roll-up fabric substrates approved by the Department will continue to be acceptable for use on and/or adjacent to secondary and primary roadways unless otherwise directed by the Department.

The minimum mounting height of signs mounted on these portable sign supports shall continue to be 5 feet from the ground to the bottom edge of the sign except where a minimum 7 foot mounting height is required in accordance with the standard specifications, the standard drawings, these special provisions and the MUTCD, latest edition.

F. TRUCK-MOUNTED ATTENUATOR (SUB-SECTION 605.4.2.2) –

1. Sub-section 605.2.2.2.3.3 Color (paragraph 1) -

Use industrial grade enamel paint for cover of the metal aspects of the unit. Provide and attach supplemental striping to the rear face of the unit with a minimum Type III high intensity retroreflective sheeting unless otherwise directed by the Department. Utilize an alternating 4 to 8 inch black and 4 to 8 inch yellow 45-degree striping pattern that forms an inverted “V” at the center of the unit that slopes down and to the sides of the unit in both directions from the center.

2. Sub-section 605.4.2.2 Truck-Mounted Attenuators (paragraph 6) -

A direct truck mounted truck mounted attenuator is mounted and attached to brackets or similar devices connected to the frame of a truck with a minimum gross vehicular weight (GVW) of 15,000 pounds (actual weight) unless otherwise directed. A trailer towed truck mounted attenuator is towed from behind and attached via a standard pintle hook / hitch to the frame of a truck with a minimum gross vehicular weight (GVW) of 10,000 pounds (actual weight) unless otherwise directed.

Each truck utilized with a truck mounted attenuator shall comply with the manufacturer's requirements to ensure proper operation of the attenuator. The minimum gross vehicular weight (GVW) (actual weight) for each truck shall comply with these specifications unless otherwise directed within the "Remarks" column of the *Approved Products List For Traffic Control Devices in Work Zones* in regard to specific requirements for the device in question.

If the addition of supplemental weight to the vehicle as ballast is necessary, contain the material within a structure constructed of steel. Construct this steel structure to have a minimum of four sides and a bottom to contain the ballast material in its entirety. A top is optional. Bolt this structure to the frame of the truck. Utilize a sufficient number of fasteners for attachment of the steel structure to the frame of the truck to ensure the structure will not part from the frame of the truck during an impact upon the attached truck mounted attenuator. Utilize either dry loose sand or steel reinforced concrete for ballast material within the steel structure to achieve the necessary weight. The ballast material shall remain contained within the confines of the steel structure in its entirety and shall not protrude from the steel structure in any manner.

G. TRAILER-MOUNTED CHANGEABLE MESSAGE SIGNS (SUB-SECTION 606.3.2) -

1. Sub-section 606.3.2.7 Controller (paragraphs 1-4) -

The controller shall be an electronic unit housed in a weatherproof, rust resistant box with a keyed lock and a light for night operation. Provide the unit with a jack that allows direct communications between the on-board controller and a compatible personal computer. The unit shall have a LCD display screen that allows the operator to review messages prior to displaying the message on the sign.

The controller shall have the capability to store 199 factory preprogrammed messages and up to 199 additional messages created by the user in a manner that does not require a battery to recall the messages. Also, the controller shall allow the operator the capability to program the system to display multiple messages in sequence.

Provide the controller with a selector switch to allow the operator to control the brightness or intensity level of the light source of the sign panel. The selector switch shall include "bright," "dim" and "automatic" modes; inclusion of additional modes is permissible. When the selector switch is in the "automatic" mode, a photosensitive circuit shall control the brightness or intensity level of the light source in response to changes in ambient light such as from day to night and other various sources of ambient light.

Equip each sign with remote communications capabilities, such as utilization of cellular telephone or internet browser technology, to allow the operator to revise or modify the message selection from the office or other remote location. Also, provide protection to prohibit unauthorized access to the controller, (i.e. password protection).

2. Sub-section 606.5 Measurement (paragraph 2) -

Trailer-mounted changeable message signs are included in the lump sum item for Traffic Control in accordance with **Subsections 107.12** and **601.5** of the "2007 Standard Specifications for Highway Construction". No separate measurement will be made for trailer-mounted changeable message signs unless the contract includes a specific pay item for trailer-mounted changeable message signs.

The Contractor shall provide, install, operate, and maintain the trailer-mounted changeable message sign per traffic control set-up as directed by the Plans, the "Standard Drawings for Road Construction", these Special Provisions, the Specifications, and the Engineer.

3. Sub-section 606.6 Payment (paragraph 2) -

In addition to **Subsections 107.12** and **601.6**, the payment for Traffic Control is full compensation for providing, installing, removing, relocating, operating, and maintaining trailer-mounted advance warning arrow panels and trailer-mounted changeable message signs as specified or directed and includes providing the units' primary power source; repairing or replacing damaged or malfunctioning units within the specified time; providing traffic control necessary for installing, operating, and maintaining the units; and all other materials, labor, hardware, equipment, tools, supplies, transportation, incidentals, and any miscellaneous items necessary to fulfill the requirements of the pay item in accordance with the Plans, the Specifications, and other items of the Contract.

4. Sub-section 606.6 Payment (paragraph 3) -

Disregard this paragraph unless the Contract includes a specific pay item for trailer-mounted changeable message signs.

H. TEMPORARY PAVEMENT MARKINGS (SUB-SECTION 609.4.1) –

1. Sub-section 609.4.1.1.1 Application Requirements General (in addition to paragraph 3) -

On two-lane two-way roadways, apply and place temporary or permanent pavement markings, as specified hereupon, prior to the end of each day's Work or shift or reopening a closed travel lane to traffic. These pavement markings shall include 4-inch wide solid lines on edge lines and solid center lines and 4-inch wide by 10 feet long broken lines with a 30-foot gap for broken center lines and lane lines unless otherwise specified. The center line pavement markings shall be either double yellow solid lines, yellow broken lines or an appropriate combination of a yellow solid line and yellow broken lines for passing / no passing zones. Placement of a singular yellow solid line for a center line pavement marking is unacceptable. The edge line pavement markings shall be a white solid line.

On multilane primary and secondary roadways, apply and place temporary or permanent pavement markings, as specified hereupon, to the travel lanes prior to reopening a closed travel lane to traffic. These pavement markings shall include 4-inch wide solid lines, utilized for edge lines and solid center lines, and 4-inch wide by 10 feet long broken lines with a 30-foot gap, utilized for lane lines and turn lanes, unless otherwise specified. The center line pavement markings shall be either double yellow solid lines or an appropriate combination of a yellow solid line and 4-inch wide by 10 feet long yellow broken lines for two-way left turn median areas. The right edge line pavement markings shall be a white solid line and the left edge line shall be a yellow solid line except in areas where the travel lanes separate to create a gore type situation and then the color schemes shall comply with SCDOT application practices for gore areas. The lane lines between travel lanes and turn lanes shall be 4-inch wide by 10 feet long white broken lines with a 30-foot gap.

However, on two-lane two-way and multilane primary and secondary roadways, application of a 4-inch wide solid line utilized for an edge line adjacent to an earth shoulder, white or yellow, may be delayed up to 72 hours after eradication of the original line when the length of eradicated line at a single location is no longer than 250 feet. In the event of multiple locations along the same line, each location must be separated from the adjacent location by no less than 250 feet with a cumulative total distance of eradicated line of no more than 1300 feet within any continuous 1 (one) mile length of roadway measured from a selected location. If the length of eradicated line exceeds 250 feet at any single location, the distance interval between multiple adjacent locations is less than 250 feet or a cumulative total distance of multiple locations of eradicated line exceeds 1300 feet within any continuous 1 (one) mile length of roadway measured from a selected location, replace the eradicated line(s) prior to reopening the adjacent travel lane to traffic.

On interstate roadways, apply and place temporary or permanent pavement markings, as specified hereupon, to the travel lanes prior to reopening a closed travel lane to traffic. These pavement markings shall include 6-inch wide solid lines, utilized for edge lines, and 6-inch wide by 10 feet long white broken lines with a 30-foot gap, utilized for lane lines between travel

lanes and auxiliary lanes, unless otherwise specified. The right edge line pavement markings shall be a white solid line and the left edge line shall be a yellow solid line except in areas where the travel lanes separate to create a gore type situation and then the color schemes shall comply with SCDOT application practices for gore areas.

Due to excessive wear resulting from high volume traffic and construction activities, replace and reapply all pavement markings on mainline lanes, on and off ramps, and on interchange crossing routes at time intervals not greater than 90 days and as directed by the RCE.

On all roadways, apply and place white stop bars and white triangle yield bars in all locations where previous stop bars and triangle yield bars have been eradicated by the Work. Apply and place white stop bars and white triangle yield bars at intersections controlled by stop and yield signs within 72 hours of the eradication of the original pavement marking. Apply and place white stop bars at signalized intersections controlled by traffic control signals and at railroad crossings prior to reopening a closed travel lane to traffic.

Within the limits of existing turn lanes on all roadways, apply and place white arrows in all locations where previous arrows have been eradicated by the Work unless otherwise directed by the RCE. Apply and place white arrows within 72 hours of the eradication of the original pavement markings. However, in regard to newly constructed turn lanes, apply and place white arrows the within turn lanes as directed by the RCE.

Within the limits of existing lane-drop sites on all roadways, apply and place white arrows in all locations where previous arrows have been eradicated by the Work prior to the end of each day's Work or shift or reopening the closed travel lane to traffic. In regard to newly constructed lane-drop sites, apply and place white arrows within the travel lane to be terminated prior to opening the travel lane to traffic and as directed by the RCE.

2. Sub-section 609.4.1.1.1 Application Requirements General (Revision to paragraph 8) -

On two-lane, two-way roadways, passing zones may be eliminated within the Work zone through application of 4-inch double yellow centerline pavement markings if determined feasible and directed to do so by the Plans and/or the RCE. Apply no passing zone markings as specified by the Plans, the Specifications, the *MUTCD* and the RCE.

I. FLAGGING OPERATIONS (SUB-SECTION 610.4.1) –

1. Sub-section 610.4.1.1 Flagging Operations (paragraph 1) -

Use a flagging operation to control the flow of traffic when two opposing directions of traffic must share a common travel lane. A flagging operation may be necessary during a lane closure on a two-lane two-way roadway, an intermittent ramp closure or an intermittent encroachment of equipment onto a portion of the roadway. Utilize flagging operations to direct traffic around Work activities and maintain continuous traffic flow at reduced speeds when determined to be appropriate by the RCE. As stated above, flagging operations shall direct traffic around the Work activities and maintain continuous traffic flow; therefore, stopped traffic shall not be required to stop for time durations greater than those listed below unless otherwise directed by the RCE. Begin measurement of the time interval immediately upon the moment the Flagger rotates the Stop/Slow paddle to display the "Stop" condition to the approaching motorists.

LENGTH OF CLOSURE	MAXIMUM TIME DURATION FOR STOPPED TRAFFIC
--------------------------	--

1 MILE or LESS	5 Minutes
1 to 2 MILES	7 ½ Minutes

If the Work activities require traffic to be stopped for periods greater than 5 to 7 ½ minutes as stated above, consider alternate Work methods, conducting Work activities during times of lowest traffic volumes such as during the hours of darkness or complete road closure with detour installation.

J. PAVING AND RESURFACING (SUB-SECTION 611.4.1) –

1. Sub-section 611.4.1.2 Requirements (paragraph 8) -

Whenever travel lanes with acceptable grade elevation differences are open to traffic, provide “Uneven Lanes” signs (W8-11-48) or “Uneven Pavement” signs (W8-11A-48). Reflectorize these signs with a fluorescent orange colored prismatic retroreflective sheeting unless otherwise specified. Install these signs adjacent to roadways with uneven pavement surfaces between travel lanes or between travel lanes and the adjacent paved shoulders. Install these signs at intervals no greater than 2600 feet.

(66) SECTION 605: PERMANENT CONSTRUCTION SIGNS:

Utility locations must be performed prior to the placement of Permanent Construction Signs. State Law requires that the location of each sign be marked with a white line in the roadway or a stake in the shoulder. The locator company will mark 25 feet on either side of the location. The responsibility for marking the sign locations prior to the Contractor calling PUPS for utility locate lies with the party responsible for lines and grades on the Project. If Construction Lines and Grades is a pay item, then the Prime Contractor is responsible for marking the sign location. If this is not included, it is the Department’s responsibility to mark the locations.

Prior to marking the sign location, care must be taken when marking the signs to ensure that there are no obstructions or other mitigating factors that will cause the sign to be moved outside of the 50-foot utility window. Any costs associated with staking out the sign locations are considered incidental to the cost of Permanent Construction Signs.

Requests for utility locates must be specific and isolated to the sign locations if no ground disturbing activities are occurring outside of the sign placement.

(67) SECTION 610: WORK ZONE TRAFFIC CONTROL PROCEDURES:

The first sentence of Section 610.3 of the 2007 Standard Specifications is hereby revised to:

“Ensure that background color of personal protective apparel is either fluorescent Yellow-Green or fluorescent Orange-Red and meets ANSI Standard 107-2004 National Standard for High Visibility Apparel Class 2 (or Class 3 as necessary) Performance Criteria, or latest edition.”

Note #12 of Standard Drawing 610-005-00 is hereby revised to:

“During nighttime flagging operations, flaggers shall wear a Safety Vest and Safety Pants meeting ANSI Standard 107-2004 National Standard for High Visibility Apparel Class 3 Performance Criteria, or Latest Edition, and a Hardhat. The color of the apparel background material shall be either fluorescent Yellow-Green or fluorescent Orange-Red.”

(68) SECTION 653: RETROREFLECTIVE SIGN POST PANELS:

Section 653 is hereby modified as follows:

A. 653.2 MATERIALS

Add the following paragraph:

Use retroreflective sign post panels constructed of a nonmetallic composite or 3mm aluminum composite material approved by the SCDOT covered with a 3-inch wide type III sheeting. Use sheeting that meets the requirements of Section 651.2.3. Use approved panels included on the Approved Products List For Traffic Control Devices in Work Zones.

B. 653.4.2 ERECTION

Add the following paragraph:

Mount the panel for the full length of the post from the sign to within 6 inches above the edge of the roadway. Mount panel only on post specified in the Plans or special provisions. Secure the panel to the post with a minimum of 3 5/16-inch bolts and a lock washer and flat washer between post and nut, or tamper-resistant and rust-resistant screws. Use bolts, washers and nuts meeting the requirements of section 651.2.2. Provide the sheeting in the color that matches the background color of the sign except that the color for the “Yield” and “Do Not Enter” signs shall be red. Install panels to both posts, if there are two posts supporting the sign.

C. 653.5 MEASUREMENT

Replace with the following:

653.5 Measurement

The quantity for the pay item U-Section Post for Sign Support – (2 or 3)P, U-Section Post for Sign Bracing –2P or retroreflective sign post panel is the length of U-section post used for sign support or bracing or panel and is measured to the nearest 1/100 of a linear foot (LF) of the required post or panel, complete and accepted.

D. 653.6 PAYMENT

Replace with the following:

653.6 Payment

Payment for the accepted quantity for U-Section Post for Sign Support – (2or 3)P, U-Section Post for Sign Bracing –2P or Retroreflective Sign Post Panel, measured in accordance with Subsection 653.5, is determined using the contract unit bid price for the applicable pay item, and the payment includes all direct and indirect cost and expenses necessary to complete the Work.

Payment is full compensation for fabricating and erecting U-section posts or braces or panels as specified or directed and includes providing mounting hardware; removing and disposing of existing signs supports, braces, and mounting hardware removed or replaced; replacing or relocating supports or braces shown on the Plans or directed by the RCE; and all other materials, labor, equipment, tools, supplies, transportation, and incidentals necessary to fulfill the requirements of the pay item in accordance with the Plans, the Specifications, and other Terms of the Contract.

Pay items under this section include the following:

Item No.	Pay Item	Unit
6531205	U-SECTION POST FOR SIGN SUPPORTS – 2P	LF
6531210	U-SECTION POST FOR SIGN SUPPORTS – 3P	LF
6531215	U-SECTION POST FOR SIGN BRACING – 2P	LF
6531500	REFLECTIVE SIGN POST PANELS	LF

(69) DIVISION 700: ANTI-GRAFFITI COATING:

October 4, 2019

A. GENERAL

The anti-graffiti coating system shall be applied to locations as described in TP Section 700 and in accordance with this Specification. Anti-graffiti coatings intended for use under this Specification shall be of a composition capable of preventing the adhesion of and facilitating the removal of acrylic, polyurethane, and alkyd spray paint. Use a clear, non-sacrificial anti-graffiti coating for all applications.

B. MATERIALS

All anti-graffiti coatings must possess the physical and handling characteristics that are compatible with the requirements of this Specification. Anti-graffiti coating shall be manufactured by one of the approved manufacturers listed on the most recent Qualified Product List 7, titled “Qualified Spray-On/Brush-On Surface Coatings for Concrete Finish”. Contractor shall ensure that the anti-graffiti coating is compatible with the selected applied Finish Coating, if applicable.

Anti-graffiti coatings shall contain less than 5.0 lb/gal volatile organic compounds (VOC) as defined by 40 CFR Part 59, Subpart D. The manufacturer shall supply the following additional information:

1. Technical data sheet that includes installation instructions and graffiti removal instructions by pressure washing with water.
2. Certification that non-sacrificial anti-graffiti coating shall not blister, crack, check, chalk, delaminate, or exhibit a color change of more than 8 dE94 (or dE76) CIELAB units for a period of one year after installation.

Additionally, submit a certification that the coating meets the following laboratory performance requirements:

Additional Laboratory Performance and Tests		
Test	Method	Limits
Graffiti Resistance	ASTM D 6578; Use identified marking materials; initial and re-cleanability; and after exposure initial and re-cleanability	Cleanability Level 8, 9, or 10.
Fluid Resistance	ASTM D 1308; Paint thinner, gasoline	No blistering, discoloration, softening, or adhesion loss

C. APPLICATION

Apply an anti-graffiti coating or coating system in accordance with manufacturer’s product data sheet and as specified herein, when the ambient temperature is between 40° and 90°F, and the surface temperature is between 50° and 85°F and rising.

Ensure all concrete has cured a minimum of 30 days before applying anti-graffiti coating. Do not apply coating when precipitation is expected within 12 hours of the completion of application or the relative humidity exceeds that specified by the manufacturer.

D. PROTECTION OF ADJACENT SURFACES

Consider wind direction, velocity and geographic location as having a major impact on all cleaning and anti-graffiti coating operations. Use all necessary precautions to prevent cleaning and anti-graffiti coating materials from being dispersed outside the Work Site. If conditions are such that material is dispersed to areas where vehicles or other property may be damaged, suspend operations until conditions improve and Work can continue without affecting adjacent property.

Protect all surfaces not intended to be coated, which are adjacent to, or in close proximity to the surfaces to be coated, during the application of anti-graffiti coating. Clean surfaces that are to be coated, as per the manufacturer’s product data sheet.

E. SURFACE PREPARATION

Prior to applying any anti-graffiti coatings, prepare all surfaces to be coated in accordance with ASTM D 4261 or ASTM D 4258 and the manufacturer's product data sheet. When the anti-graffiti coating or coating system is to be applied over an existing coating, apply a test patch (minimum area of 4 square feet) in accordance with this Specification. Allow the test patch to cure a minimum of 7 days without any Defects. No time extension will be granted as a result of this test requirement.

F. BASE COAT

Apply the base coat, if part of the system, as specified by the manufacturer. Unless otherwise specified by the manufacturer, ensure the cured base coat has a minimum dry film thickness of 4.0-8.0 mils.

G. FINISH COAT

When applicable, ensure the base coat surface is clean and cured to a dry hard state according to the manufacturer's instructions before applying the finish coat. Mix finish coat and apply in accordance with the manufacturer's instructions. Ensure the cured finish coat of the two-coat system has a minimum dry film thickness of 2.5-5.0 mils. Apply as many coats as necessary to provide a finish coat which is a uniform continuous film over the entire surface, free of pinholes, runs, sags, or any other deficiencies. Finish coat shall be considered "non-sacrificial".

H. CORRECTION OF DEFICIENCIES

Remove all applied anti-graffiti coatings identified by the Engineer as damaged, defective, or otherwise not meeting these Specifications, in accordance with the manufacturer's recommendations. Prepare the surface and reapply the coating in accordance with the manufacturer's recommendations and as specified herein, at no additional cost to the Department.

I. REMOVAL OF GRAFFITI BEFORE ACCEPTANCE

Remove all graffiti from areas receiving anti-graffiti coating, at no additional cost to the Department. Ensure all federal, state, and local environmental regulations are met when removing graffiti. Removal shall be in accordance with manufacturer's recommendations.

(70) SECTION 700: NOISE BARRIER WALLS:

July 26, 2018

Design, furnish, and construct noise barrier walls in accordance with the requirements of the Technical Provisions and this Specification.

A. GENERAL

Secure joints and connections in such a manner as to be structurally sufficient with no visible openings for sound transmission and as to not be a secondary source of sound transmission due to vibration.

Conform top of walls to the elevation shown and construct walls to conform to the horizontal alignments, corners and offsets shown in the Plans. Provide all drainage related items in order to control the buildup of moisture from storm water runoff. Follow the design requirements for the type, gradation, and method of placement of backfill required. Exercise due caution in placing backfill at noise barrier wall foundation so as to maintain proper wall alignment.

B. PRECAST CONCRETE PANELS

Precast concrete panels shall conform to the following requirements:

1. Cast all precast panels in a precasting facility approved by the Materials and Research Engineer.

2. When required by the Final Design noise analysis or NEPA commitment, provide sound absorptive material integral with the panels on the interstate traffic face. Sound absorptive material shall be approved by SCDOT prior to construction. For approval, provide certified laboratory test data documenting the acoustical, freeze thaw, fire rating, and salt scaling requirements listed below. Also provide documentation of a minimum of 10-year performance history of no deterioration or delaminating.

Acoustical:

ASTM C423 and ASTM E795 Minimum Noise Reduction Coefficient (NRC) = 0.80

Freeze Thaw:

ASTM C666 Procedure A or B

Maximum Mass Loss = 5% @ 300 Cycles

Fire Rating:

ASTM E84 Class A Flame Spread Rating

Salt Scaling:

ASTM C672 Visual Rating = 0 after 5 Cycles; 1 after 25 Cycles; and 2.5 after 50 Cycles

The certification shall state that the named product conforms to the Department's requirements and that representative samples thereof have been sampled and tested as specified.

The certification shall be accompanied with a certified copy of the test results.

The certification shall state that the panel manufacturer's structural concrete mix design and composite panel production process are compatible with the sound absorptive material to prevent the delamination at the structural concrete/absorptive material interface

The certification shall give the name and address of the manufacturer, the testing agency, and the date of tests, and shall set forth the means of identification which will permit field determination of the product delivered to the Project as being the product covered by the certification.

3. Prior to construction of complete noise barrier, provide a full-scale sample representative of the panels to be used, and showing the architectural finish pattern on at least the median height of the noise barrier for approval by the RCE. Coordinate with the RCE if the sample panels will be reviewed on-site or at the precast facility. After approval, Sample panels may be used in the permanent structure as long as they are fabricated with the same structural details as the permanent noise barrier.
4. Fabricate wall panels using a fractured fin finish (Standard Drawing 701-950-01) on the interstate side and a raked finish on the back side. On the interstate side of the top panel, provide a broom finish on the top two feet of the panel to provide the appearance of a concrete coping. Fabricate posts using smooth or brushed finish.
5. Acceptability of the panels will be determined from the compressive strength of cylinders made and cured in the same manner as the panels, and by inspection during the manufacturing process. The manufacturer of the panels shall furnish such facilities and assistance as may be required to carry out the sampling and daily testing in an expeditious and satisfactory manner.
6. Cast panels on a steel surface with steel side forms prepared so that there is no damage to panel finish. Do not strip forms until a minimum concrete strength of 2400 psi is attained. Vertical forms are required to provide the surface relief specified on each side of the panel.
7. Place concrete in each panel without interruption and consolidate by the use of vibrators supplemented by hand tamping and rodding so as to force the concrete into the corners of the forms and eliminate stone pockets, cleavage planes, and air bubbles.

8. Repair minor honeycombing and voids within 24 hours of the removal of forms.
9. Cure the panels as specified in SCDOT Standard Specification Subsection 702.4.4 for a sufficient length of time so that the concrete will develop the specified compressive strength. Do not use a curing period less than 72 hours under normal summer temperature conditions. In colder weather extend the curing period, as directed by the RCE, to provide equivalent curing. Protect the curing panels from freezing and evaporation from the time the concrete is placed until curing is complete. As an alternate to the wet cure method, steam cure the panels as specified in Section 704.
10. On each panel, include the date cast and the Inspector's approval stamp. Acceptance by the Inspector at the precast yard will not preclude rejection at the erection point if any damage or Defects are discovered.
11. Erect the panels in accordance with Plan details and dimensions.
12. After erection is complete and before final acceptance of the Project, clean the Sound Barrier Wall to remove any dirt or stain in an environmentally safe procedure.
13. Panels will be subject to rejection due to failure to meet any of the requirements specified above. In addition, any of the following Defects will be cause for rejection:
 - c. Defects that indicate imperfect mixing and casting.
 - d. Honeycomb or open texture.
 - e. Exposure of the reinforcement.
 - f. Failure to meet the specified concrete compressive strength at 28 days.
14. For items damaged during shipment or installation, repair/replace procedure shall be approved by the RCE.
15. Handle and ship panels in as close to vertical position as possible as directed by the manufacturer to prevent damage to the finish.

C. TEST WALL

Erect a portion of the wall as directed by the RCE (not less than 50 feet in length) which will be used for testing and acceptance. The RCE will use this portion of the wall to determine if the Contractor's methods and equipment are sufficient to produce a Sound Barrier Wall that meets the requirements of the Contract Documents including sound reduction performance, appearance, and texture. The Contractor may revise his methods and equipment as necessary in order to satisfactorily meet all contract requirements. If this portion of wall does not meet the requirements of the Contract Documents of any rejected portions at no expense to the Department.

D. TOLERANCES

Limit vertical Deviation from plumb for walls and posts to: ½ inch for wall heights less than 10 feet; 1 inch for wall heights 10 feet to 20 feet; and 1 ½ inches for wall heights greater than 20 feet.

Limit horizontal tolerance for walls to prevent panels from slipping out of the post joints.

Set posts within ½ inch of their intended location. For Sound Barrier Walls that are built on top of earth berms, construct the berms of earthwork fill material and compacted to ninety-five percent (95%) of the maximum density as determined by AASHTO T 99.

(71) SECTION 701: SAND LIGHTWEIGHT CONCRETE:

Use sand lightweight concrete, where specified in the Plans, complying with the requirements of this Special Provision.

TP 1000 – SPECIAL PROVISIONS AND CONTRACT REQUIREMENTS

Sand lightweight concrete is composed of portland cement, fine aggregate, lightweight coarse aggregate, water, and admixtures. Provide sand lightweight concrete that complies with the applicable requirements of Section 701 of the Standard Specifications and the additional requirements herein.

At least 35 days prior to the proposed use, submit for approval a mix design from a testing laboratory accredited by the AASHTO Accreditation Program. Provide a mix that obtains a 28-day design compressive strength equal to or greater than 4000 psi and satisfies the following design criteria:

TEST	TEST METHOD	REQUIREMENT
Max. Unit Weight, plastic, lbs/ft ³	AASHTO T 121	120
Max. Unit Weight, dry, lbs/ft ³	ASTM C567 using equilibrium (air dried) unit weight	115
Min. Relative Dynamic Modulus, (percent)	AASHTO T 161 Procedure A	80

When submitting the mix design, include the source of the aggregates, cement, and admixtures and the gradation, specific gravity, and fineness modulus (fine aggregate only) of the aggregates. Submit test results showing the mix design conforms to the criteria, including the 28-day compressive strength of a minimum of six cylinders. Provide a mix design that produces an average compressive strength sufficient to ensure that a minimum strength of 4000 psi is achieved in the field.

Produce an additional mix in accordance with AASHTO M 195 to determine the drying shrinkage. The maximum drying shrinkage for this mix is 0.07%.

For lightweight coarse aggregate, use expanded shale or slate that meets the requirements of AASHTO M 195. Provide lightweight coarse aggregate that meets the gradation table below.

GRADATION OF LIGHTWEIGHT CONCRETE AGGREGATE	
Sieve Size	Passing Square Opening Sieves (Percent by Weight)
1"	100
3/4"	90-100
3/8"	10-50
No. 4	0-15

Determine the soundness in accordance with AASHTO T 104. Loss of more than 10% of the lightweight aggregate in five cycles of the accelerated soundness test using sodium sulfate is not permitted.

Ensure the lightweight aggregate will have a wear of not more than 40% when tested in accordance with AASHTO T 96.

Ensure that lightweight aggregate has an absorbed moisture content equal to the 24 hours absorption as determined by AASHTO T 84 or T 85 when it is proportioned and incorporated into the mix. Consult with the lightweight aggregate Supplier regarding minimum absorption required for proper performance of aggregate in concrete mixtures.

Have a Representative from the manufacturer of the lightweight aggregate attend and participate in the Pre-pour Conference and also provide technical assistance in the production of the lightweight concrete at the batch plant and/or Site for the first day of lightweight concrete mixing and placement operations.

Do not use AASHTO T 152 to determine the air content. Determine air content in accordance with AASHTO T 196.

Determine the plastic density (unit weight) of lightweight concrete in accordance with AASHTO T 121. Perform density tests for acceptance of lightweight concrete after final corrections for entrained air and slump have been made. When a density test is made and the results of the test exceed the specified maximum, perform a check test immediately from the same load of concrete. If the average of the 2 test results exceeds the specified maximum density, the load is rejected.

The quantity for Sand Lightweight Concrete is the volume of specified concrete within the neat lines of the structure as shown on the Plans or as revised by the RCE and is measured by the cubic yard (CY) of concrete, complete, and accepted. Deductions are made for the volume of embedded items, except for reinforcing steel; however, no deduction is made for edge chamfers of 3/4 inch or smaller.

(72) SECTION 701: NON-CONFORMING CONCRETE

For purposes of applying the reduced payment and below strength provisions of Subsection 701.2.12.4 of the Standard Specifications, a unit price of \$900 dollars per cubic yard will be used for normal weight concrete and a unit price of \$915 dollars per cubic yard will be used for sand lightweight concrete.

(73) SECTION 702: MASS CONCRETE PLACEMENT

See SCDOT Supplemental Specification for Mass Concrete Placement dated January 1, 2022.

~~Delete Subsection 702.4.3.5 of the Standard Specifications in its entirety and replace it with the following:~~

~~702.4.2.5 Mass Concrete Placement~~

~~Requirements for the use of mass concrete procedures are a function of equivalent cement content (ECC) of the concrete mix and the dimensions of the pour. ECC shall be determined on a per cubic yard basis with the following formula:~~

$$\text{ECC} = 1.0(\text{PC}) + 0.5(\text{FAF}) + 0.8(\text{FAC}) + 1.2(\text{SF}) + 1.0(\text{SC})$$

~~Where:~~

~~PC = portland cement, FAF = Class F fly ash, FAC = Class C fly ash, SF = silica fume, and SC = slag cement. All units are in pounds per cubic yard.~~

~~SCDOT requires the use of mass concrete procedures as outlined below:~~

- ~~• For concrete mixes with an ECC < 650 pounds per cubic yard, use procedures for mass concrete placement for a pour that has dimensions of 5 feet or greater in 3 different directions. In the case of a circular cross-section, a mass concrete placement is defined as a pour that has a diameter of 6 feet or greater and a length of 5 feet or greater.~~
- ~~• For concrete mixes with an ECC ≥ 650 pounds per cubic yard, use procedures for mass concrete placement for a pour that has dimensions of 4 feet or greater in 3 different directions. In the case of a circular cross-section, a mass concrete placement is defined as a pour that has a diameter of 5 feet or greater and a length of 4 feet or greater.~~
- ~~• Mass concrete requirements do not apply to Foundation Seals (Class 4000S).~~

~~For all mass concrete pours, do not allow the maximum temperature during curing to exceed the temperatures listed below:~~

- ~~• For concrete mixes where the total cementitious materials consist of at least 25% Class F fly ash, 35% Class C fly ash, or 35% water granulated blast furnace slag by weight, the maximum temperature during curing shall not exceed 180°F.~~

- ~~For all other concrete mixes, the maximum temperature during curing shall not exceed 160°F.~~

~~For all mass concrete pours, do not allow the mix temperature to exceed 80°F measured at discharge into the forms or shaft. With the exception of drilled shafts, maintain a temperature differential of 35°F or less between the interior and exterior of all mass pour elements during curing. Temperature differential management is not required for drilled shafts.~~

~~Before placing mass concrete, submit to the Construction Manager for Mega Projects for review and acceptance a Mass Concrete Placement Plan containing, but not limited to, the following:~~

- ~~Concrete mix design to be used for the mass concrete pour,~~
- ~~Analysis of the anticipated thermal developments within mass pour placements using the proposed materials and casting methods,~~
- ~~Temperature Control Plan outlining specific measures to control the maximum temperature and differential within the limits noted above, and~~
- ~~Details of the proposed monitoring system.~~

~~Submit for review by the OMR all special concrete mix designs, which are part of the Temperature Control Plan. Do not use High-early-strength (AASHTO M 85 Type III) cement or accelerating admixtures in mass concrete. As an additional measure to aid in temperature control of mass concrete elements, up to 35% of the minimum cement content may be replaced with fly ash.~~

~~Provide temperature monitoring devices to ensure the requirements of this specification are met. Temperature monitoring devices shall collect and record a minimum of one data point per hour. Redundancy shall be provided such that loss of a single monitoring device does not result in the inability to verify the requirements of this specification. Provide the Construction Manager for Mega Projects with a copy of each set of readings and a temperature chart for each mass pour element showing temperature readings vs. time. Temperature data shall be provided to the Construction Manager for Mega Projects on a daily basis through the conclusion of monitoring. The Construction Manager for Mega Projects, at their discretion, may suspend subsequent mass concrete placements for failure to comply with the reporting requirements herein.~~

~~An exclusion to the temperature monitoring requirements will be permitted for drilled shafts meeting all of the following conditions:~~

- ~~1. Shaft diameter less than 10 feet (thickness of casing, if present, may be excluded from measurement),~~
- ~~2. Total cementitious materials within concrete mix consists of at least 25% Class F fly ash by weight,~~
- ~~3. ECC of concrete mix is less than or equal to 575 pounds per cubic yard, and~~
- ~~4. Placement temperature of 80 °F or less.~~

~~For drilled shafts not meeting all of the conditions outlined above, place temperature monitoring devices on 10-foot maximum intervals from the mid-depth to the top of the shaft. Monitors should not be placed within one shaft diameter from the top of the shaft. For shafts less than 40 feet in length, a minimum of 2 elevations shall be monitored. For uncooled shafts, monitoring locations should be centrally located. Minor offsets may be permitted to allow for tremie access if permitted by the Construction Manager for Mega Projects. Where cooling tubes are utilized, monitoring locations shall be laterally placed at the estimated center of heat generation. Coordinate the placement of temperature monitoring devices with shaft reinforcing and CSL access tubes provided in accordance with Section 727 of the Standard Specifications. Do not provide additional access tubes around the perimeter of the reinforcing cage that will reduce reinforcing clearances. Do not use monitoring equipment cast into shafts that will interfere with CSL testing. Continue monitoring~~

~~temperatures in drilled shafts for a minimum of 36 hours after the maximum temperature is measured.~~

~~For all other mass concrete placements, record temperature development between the location of maximum heat and the exterior of the element at points accepted by the Construction Manager for Mega Projects and closely monitor the mass pour maximum temperature and temperature differential. Generally, use one monitoring point in the center of the largest mass of concrete and a second point approximately 2 inches inside the face nearest to the first monitoring point. Continue monitoring temperature until the interior temperature is within 35°F of the lowest ambient temperature or a maximum of two weeks.~~

~~If the monitoring indicates that the proposed measures are not controlling the concrete temperatures as specified herein, provide to the Construction Manager for Mega Projects an engineering assessment of the short and long-term impacts associated with the non-conformance. All costs associated with inspection, testing, and evaluation of the non-conformance are the sole responsibility of the Contractor. Additionally, make the necessary revisions to the Temperature Control Plan and submit the revised plan for review. No additional mass concrete placements will be allowed until the required items have been provided and accepted by the Construction Manager for Mega Projects.~~

~~The Contractor assumes all risks connected with placing a mass pour of concrete. Construction Manager for Mega Projects review of the Contractor's Mass Concrete Placement Plan will in no way relieve the Contractor of the responsibility for obtaining satisfactory results. Should any mass concrete placed under this specification prove unsatisfactory in the judgement of the Department, make the necessary repairs or remove and replace the material at no expense to the Department.~~

~~Provide the control of temperatures in mass concrete pours in addition to any other requirements found on the Plans and/or in the Special Provisions that apply to the work in question. Include all costs associated with temperature controls for mass concrete placement in the unit cost of the concrete.~~

(74) SECTION 703: GALVANIZED REINFORCED BARS:

Refer to the latest Reinforcing Steel Supplemental Specification dated July 1, 2020. This special provision covers coating reinforcing bars and mechanical couplers with a galvanized coating for use in structures.

There are two coating methods allowed by this specification:

- Hot dipped galvanization in accordance with ASTM A 767, Class I coating
- Continuous galvanization in accordance with ASTM A 1094

Delete Subsection 703.2.3.1 of the Standard Specifications and replace it with the following:

703.2.3.1 USE, TESTING, PRODUCTION, AND BASIS OF ACCEPTANCE

Use zinc-coated galvanized deformed steel reinforcing bars in structural concrete where required by the Contract Documents and to the limits shown in the Plans.

Hot dipped galvanized coating requirements:

Provide zinc-coated reinforcing steel in structures that is hot-dip galvanized in accordance with ASTM A 767, Class I Coating. Galvanize the steel bars after fabrication and after shop-bending of bent bars.

The coating applicator shall take the necessary precautions to prevent embrittlement by conforming to the requirements of ASTM A143 "Standard Practice for Safeguarding Against Embrittlement of

Hot-Dip Galvanized Structural Steel Products and Procedures for Detecting Embrittlement”. The test for embrittlement shall be conducted by the coating applicator or his Representative according to the bend test described in AASHTO M 31 “Standard Specification for Deformed and Plain Billet-Steel Bars for Concrete Reinforcement”. The coating applicator shall include one reinforcing bar test specimen at least 3 feet long for each lot for this testing. The test specimen shall have the same diameter as the lot members and shall be quenched and galvanized in the same manner and at the same time as the bars whose characteristics it is intended to represent. If the test specimen cracks or otherwise fails the bend test, the entire lot it represents shall be rejected. For test purposes, a lot is any one of the following:

- Reinforcing bars of the same diameter comprising a single order
- A number of reinforcing bars of the same diameter identified as a lot by the coating applicator, proving the bars are all being coated within a single production shift
- One thousand reinforcing bars of the same diameter. Notwithstanding the above two, no lot shall exceed one thousand bars.

The Contractor shall coordinate the tagging and identification requirements for the Project and for lot identification and shall provide a non-destructive metal tag system for bent reinforcing bars.

The coating applicator shall furnish a Certificate of Compliance with each shipment of coated bars delivered to the Project. The Certificate of Compliance and embrittlement test results shall accompany the mill test report required by the Reinforcing Steel Supplemental Specifications. The Certificate of Compliance shall state the representative samples of the coated bars have been tested and that the test results conform to the requirements described herein.

Continuous galvanizing coating requirements:

Provide zinc-coated reinforcing steel in structures that is continuously hot-dipped in accordance with ASTM A 1094. The zinc coating shall be chromate treated. Furnish certification and test results at time of shipment.

Delete Subsection 703.2.3.2 of the Standard Specifications and replace it with the following:

703.2.3.2 REPAIR OF GALVANIZED REINFORCING STEEL

703.2.3.2.1 SHOP REPAIR

Reject zinc-coated reinforcing steel bars if the extent of damage exceeds 2% of the surface area of the bar in any 1-foot length. Do not repair such reinforcing bars.

703.2.3.2.2 FIELD REPAIR

Field repair damaged areas of the rebar coating and replace bars exhibiting severely damaged coatings. Severe damage is defined as 2% of the surface area of the bar in any 1-foot length.

Follow ASTM A 780 standard practice for repair of damaged areas. Repair ends of bars cut in the field and damage resulting from installing mechanical splices, field-bending or straightening. Inspect bars for damage after placement and prior to placing concrete.

Zinc rich paint used for field repairs of galvanized coatings shall meet the following requirements:

- One application of the material shall provide a dry film thickness of 2 mils
- The dried film shall have a minimum zinc dust content of 94% by mass
- The paint shall be compatible with the galvanizing and inert in concrete

- The brand of material used shall be approved by the galvanizer.

Zinc rich paint shall be applied in accordance with manufacturer's instruction for use, using brush or by spray methods. Zinc paint shall be applied in such a quantity as to produce a minimum dry film thickness of 3 mils.

Refer to Subsection 703.2.3.3 of the Standard Specifications for handling, placing, and fastening. This Subsection remains unchanged.

Supplement Subsection 703.2.4.1 of the Supplemental Specifications, Mechanical Couplers for Reinforcing Steel, with the following:

When mechanical couplers are specified for use with galvanized reinforcing bars, provide couplers that are galvanized in accordance with AASHTO M232.

(75) SECTION 709: POT BEARINGS:

GENERAL

This item shall consist of furnishing, fabrication and installation of pot bearings in accordance with AASHTO LRFD Bridge Design Specifications, the Standard Specifications, the manufacturer's recommendations and details shown on Plans and as specified herein.

Fixed pot bearings consist of a sole plate, anchor bolt assemblies, a disc of elastomeric in a steel cylinder with a snug fitting steel piston and masonry plate. Guided pot bearings consist of a sole plate, anchor bolt assemblies, a top steel plate with a polished stainless steel sheet facing, bearing on a fixed pot bearing with a layer of virgin TFE polytetrafluoroethylene material on its top, masonry plate, anchor bolt assembly which includes anchor bolts, nuts, washers, pipe sleeves, a closure plate, grout and various sizes of standard pipe and any other necessary material as detailed on the Plans.

MATERIALS

All pot bearings shall be manufactured by the same manufacturer.

All steel in the pot bearings shall be AASHTO M270 Grade 50. The plates in the pot bearing assemblies, except for the areas with special facings shall be cleaned, coated, and sealed in accordance with Special Provision for "Thermal Sprayed Coatings (Metallization)". Metallization of the internal surfaces of the pot is permitted provided these surfaces are then polished to a surface smoother than 63 micro inches root mean square. Coat surfaces to a thickness of 6 mils minimum on all external parts. Repair surfaces that are abraded or damaged after the application of metallization in accordance with the Special Provision for "Thermal Sprayed Coatings (Metallization)".

Fill plate, when specified on the Plans, shall be galvanized.

When the maximum Plan dimension of the sheet is 12" or less, provide a stainless steel sheet in guided pot bearings that is at least 16 gage or 1/16". When the maximum Plan dimension is greater than 12" provide a stainless steel sheet that is at least 11 gage or 1/8". Ensure that all stainless steel sheets are in conformance with ASTM A240/A167 Type 304 and polished to a minimum #8 mirror surface finish.

Blast clean the surface of the plate that will be attached to the stainless sheet to a near white condition in accordance with the Standard Specifications. Position and clamp the back of the stainless sheet that is to be in contact with the steel plate on the steel plate. Apply the stainless steel to the blast cleaned surface of the steel plate as soon as possible after blasting and before any visible oxidation of the blast cleaned surface occurs. Weld the stainless sheet continuously around its perimeter using a tungsten inert gas, wire-fed welder.

For the PTFE sheet, used as a mating surface for the stainless sheet, provide an unfilled virgin PTFE Sheet (Recessed) or a glass-fiber filled PTFE sheet, resulting from skiving billets formed under hydraulic pressure and heat. Provide resin that conforms to the requirements of ASTM D4894 or D4895.

To bond the PTFE and the piston, use heat cured high temperature epoxy capable of withstanding temperature of -320°F to 500°F.

Provide a neoprene elastomer with a durometer hardness of 50 that allows for a minimum rotation of 0.02 radians. Place a 1/64" thick unfilled PTFE disc on either side of the neoprene inside the bearing. Use other material if the Engineer approves. Use a brass sealing ring with the neoprene elastomer.

DESIGN

Pot bearings shall be designed by the manufacturer for the loads and movements shown on the contract drawings. However, use the anchor bolt size, length, spacing and masonry plate thickness as shown on the contract Plans. The Contractor shall adjust the bridge seat, cap and top of column elevations if the bearing assembly depth varies from the assumed depth shown on the contract Plans. Plans for any adjustments shall be submitted to the Department for approval 30 days before constructing the columns.

Either combine, cast as a single piece, or weld together the sole plate and top plate/piston and the cylinder with the masonry plate.

In the design of the bearings, the following allowable bearing stresses shall be used:

On confined elastomeric: 3500 psi

On PTFE Sliding Surface

Filled or unfilled PTFE (recessed): 3500 psi

The Contractor shall submit shop drawings in accordance ~~of Standard Specifications Section 725~~ with TP Attachment 110-2 and one set of design calculations for the Engineer's approval. The shop drawings and design calculations shall be checked and sealed by a South Carolina Registered Professional Engineer.

SAMPLING AND TESTING

Sampling

The manufacturer shall select, at random, sample bearings from completed lots of bearings for testing by the manufacturer. The manufacturer shall provide certification that the completed bearings and their components have been tested and are in compliance with the requirements of this Special Provision. The results of the manufacturer's tests shall be furnished to the Research and Materials Engineer.

Testing

Proof Load Test

A test bearing shall be loaded to 150% of the bearing's rated design capacity and simultaneously subjected to a rotational range of 0.02 radians (1.146°) for a period of one hour.

The bearing will be visually examined both during the test and upon disassembly after the test. Any resultant visual Defects, such-as extruded or deformed elastomer or PTFE, damaged seals or rings, or cracked steel, shall be cause for rejection of the lot.

During the test, the steel bearing plate and steel piston shall maintain continuous and uniform contact for the duration of the test. Any observed lift-off will be cause for rejection of the lot.

Sliding Coefficient of Friction

For all guided and fixed expansion type bearings, the sliding coefficient of friction shall be measured at the bearing's design capacity in accordance with the test method described below, and on the fifth and fiftieth cycles, at a sliding speed of 1 inch per minute.

The sliding coefficient of friction shall be calculated as the horizontal load required to maintain continuous sliding of one bearing, divided by the bearing's vertical design capacity.

The test results will be evaluated as follows:

The measured sliding coefficients of friction shall not exceed the lessor of the design value stated in the Plans or 3 percent.

The bearings will be visually examined both during and after the test. Any resultant visual Defects, such as bond failure, physical destruction, cold flow of PTFE to the point of debonding, or damaged components, shall be cause for rejection of the lot.

Bearings not damaged during testing may be used in the Work.

The test method and equipment shall include the following requirements:

The test must be arranged so that the coefficient of friction on the first movement of the manufactured bearing can be determined.

The bearing surface shall be cleaned prior to testing.

The test shall be conducted at maximum working stress for the PTFE surface with the test load applied continuously for 12 hours prior to measuring friction.

The first movement static and dynamic coefficient of friction of the test bearing shall be determined at a sliding speed of less than 1 inch per minute and shall not exceed:

.04	unfilled	PTFE
.08	filled	PTFE

The bearing specimen shall then be subjected to 100 movements of at least 1 inch of relative movement and, if the test facility permits, the full design movement at a speed of less than 1 foot per minute. Following this test, the static and kinetic coefficient of friction shall be determined again and shall not exceed the values measured in (d). The bearing or specimen shall show no appreciable sign of bond failure or other Defects.

Bearings represented by test specimens passing the above requirements will be approved for use in the structure subject to on-site inspection for visible Defects.

INSTALLATION

Prior to shipment, seal the joint between the steel piston and the steel cylinder with a bead of caulk. Store pot bearings delivered to the bridge Site under cover on a platform above the ground

surface. Protect the bearings from injury at all times and, before placing the bearings, dry and clean all dirt, oil, grease or other foreign substances from the bearing. Do not disassemble the bearings during installation, except at the manufacturer's direction. Place the bearings in accordance with the recommendations of the manufacturer, Contract Drawings, and as directed by the Engineer. If there is any discrepancy between the recommendations of the manufacturer, Special Provisions, and Contract Drawings, the Engineer is the sole judge in reconciling any such discrepancy.

Preformed bearing pads shall be provided under the masonry plates and shall conform to the following:

Preformed bearing pads shall be composed of multiple layers of 8 ounce per square yard cotton duck impregnated and bound with high quality natural rubber, or equally suitable materials approved by the Engineer, which have been compressed into pads of uniform thickness. The thickness of the preformed bearing pads shall be 3/16" with a tolerance of $\pm 1/16$ ". Cotton duck shall meet the requirements of Military Specification MIL-C882-D for 8 ounce per square yard cotton army duck or equivalent. The number of pads shall be such as to produce the required thickness after compressing and vulcanizing. The finished pads shall withstand compressive loads perpendicular to the plane of the laminations of not less than 10,000 psi without detrimental extrusion or reduction in thickness.

The Contractor shall furnish certification stating the preformed bearing pads meet the requirements stated above.

No bearing shall be installed before it is approved by the Engineer.

(76) SECTION 709: THERMAL SPRAYED COATINGS (METALLIZATION)

GENERAL

A thermal sprayed coating and sealer shall be applied to metal surfaces as specified herein when called for on the Plans or by other Special Provisions, or when otherwise approved by the Engineer. See the "Pot Bearings" Special Provision for bearing surfaces requiring metallization.

MATERIALS

Wire material shall be zinc, or 85/15 zinc/aluminum alloy as certified by the manufacturer. The size of wire material shall be in accordance with the manufacturer's recommendations for the Flame, or Arc Sprayed method. Powder material shall not be used. The SSPC-CS 23.00(I) Specification governs anything not addressed in this Special Provision.

The seal coating shall be a vinyl wash primer meeting the requirements of SSPC paint 27 or an approved equal.

CONSTRUCTION

Blast clean surfaces to be metallized with a grit or sand abrasive in accordance with Steel Structures Painting Council SSPC SP-10 to impart a surface profile of 2 - 4 mils. If flash rusting occurs prior to metallizing, blast clean the metal surface again. Grind flame cut edges to remove the carbonized surface prior to blasting. Bevel all flame cut edges to an approximate 1/16" chamfer. Coat the surfaces within 8 hours after blasting. Apply the thermal sprayed coating only when the surface temperature of the steel is at least 10°F above the dew point. Preheat if required.

Conduct a bend test in accordance with 6.5 of SSPC-CS 23.00(I) at the beginning of each Work period or shift. Any debonding or delamination of the coating that exposes the substrate requires corrective action, additional testing, and the Engineer's approval before resuming the metallizing process.

Surfaces shall be metallized to a thickness called for on the Plans or Special Provisions for the bridge component to which the coating is applied.

The seal coating shall be applied to metallized surfaces within 8 hours and in accordance with the manufacturer's recommendations.

The Contractor shall not weld items to the metallized surface unless specifically permitted by the Engineer.

Metallized surfaces that are damaged prior to shipment shall be cleaned and coated as described above. Metallized surfaces damaged after shipment shall be repaired. Excessive damage to metallized surfaces as determined by the Engineer shall be cause for rejection at no expense to the Department.

The Contractor shall provide the Engineer with certification for all materials and documentation which indicates that the applicator has performed successful thermal spray operations within the last 12 months.

(77) SECTION 710: ENVIRONMENTAL AND WORKER PROTECTION:

A. DESCRIPTION

This Work covers the requirements for containment during surface preparation, waste handling and disposal, environmental protection, and covers requirements for worker health and safety for lead. Hazardous Materials are present in lead containing paints on the existing bridge steel.

Refer to the latest Edition of the following Regulations and Requirements:

1. SCDOT Standard Specifications for Highway Construction (Edition of 2007).
2. South Carolina Department of Health and Environmental Control and its successor agencies – Hereinafter denoted as SCDHEC.
3. Environmental Protection Agency – Hereinafter denoted as EPA.
4. South Carolina Occupational Safety and Health Administration – Hereinafter denoted as OSHA.
5. Steel Structures Painting Council – Hereinafter denoted as SSPC.

Comply with all applicable EPA, SCDHEC and OSHA regulations and guidelines. Any and all fines occurred by the SCDOT due to failure of the Contractor to follow the required regulations and/or guidelines either by negligence or other causes are the responsibility of the Contractor and said fines are withheld from any payments due the Contractor for performance of this Work.

B. CONTAINMENT AND VENTILATION SYSTEM

1. Containment System

Provide a containment system meeting the requirements of Class 1, 2 or 3 of SSPC Guide 6, "Guide for Containing Surface Preparation Debris Generated During Paint Removal Operations". Use only impermeable containment materials.

Design the containment so that the floor of the containment and the walls of the containment extending at least half the height of the main girders is constructed of rigid materials as defined in Guide 6. Do not extend the containment more than one (1) foot below the bottom flange of the main girders.

Use heavy tarps or fiber-reinforced sheeting for containment or areas of containment where flexible materials are allowed. If an overlapping door tarp entryway is used, design it with multiple tarps (more than two).

No welding is allowed on any member of the bridge without prior approval of the RCE.

Repair any holes that develop in containment materials prior to the start of the next blasting shift. However, if holes are greater than 25 square inches, repair such holes immediately. Do not perform blasting operations unless all holes greater than 25 square inches are sealed, containment materials are completely sealed against all surfaces of all members and between containment material panels, and a tight seal is established around any duct entering or exiting containment.

Use auxiliary lighting within the containment where necessary to illuminate the active Work surface to a minimum of 50 foot-candles. This is required for clear viewing of all blast cleaning, painting, and inspection operations.

Immediately alter or stop operations when, in the opinion of the Department's authorized inspector, environmental protection is not being achieved.

2. Ventilation System

Include a dust collector in the ventilation system. Only use self-cleaning, cartridge-type dust collectors. Dust bags are not allowed. Clean the dust collector and filters before arrival to the Project Site and again prior to removal from the Project Site.

Provide dust collection equipment equipped with an easily accessible pressure gage which measures the pressure differential across the filters. Correct any pressure differentials outside the range of \pm 10 percent of the stable pressure differential obtained once the filters are seasoned before the next blasting shift commences.

Calculate the air flow through containment by measuring the volume of air passing through the ducts leading to the dust collector and dividing by the cross-sectional area of containment perpendicular to the air flow. Perform measurement of the air velocity in the ducts needed to calculate the volume of air passing through the ducts in accordance with the procedure in American Conference of Governmental Industrial Hygienists Publication, "Industrial Ventilation – A Manual of Recommended Practice".

Provide continuous operation of dust collection equipment during blasting and debris recovery operations. If the dust collector is not operational for any reason, immediately cease working.

Provide sufficient ventilation during painting operations such that flammable solvent concentrations are below the lower explosive limit. Measure and maintain acceptable concentrations of solvents and other Hazardous Materials during painting operations.

3. Submittals

Submit a written plan for the method employed for surface preparation, containment, and ventilation no later than 30 days prior to beginning Work. Include in the Submittal all necessary drawings, load-bearing capacity calculations, and wind load calculations. Provide drawings and calculations stamped by a Registered Structural Engineer.

C. WASTE

1. Storage

Clean up all spent materials within containment regularly, and in no case less frequently than the end of each workday. Immediately clean up all spent materials released outside the enclosure.

Store all waste and spent materials at the bridge Site in a manner that is secure and not subject to accidental spills or vandalism. Do not store wastes near traffic, water courses or drainage ditches. Obtain approval from the RCE for any location used for waste storage.

Store wastes in containers such as drums, roll-off boxes, or gondolas. Keep waste containers closed and properly covered at all times except during the actual addition or removal of spent materials. Do not co-mix wastes. Store surface preparation debris in containers separate from containers used to store dust collector debris. Label waste containers with a description of the contents and date of first accumulation. Store, label, and handle all wastes classified as hazardous waste in strict accordance with South Carolina Hazardous Waste Management Regulations.

Store all waste containers in a secure locked fenced area. Label the storage area as a hazardous waste storage area in accordance with any applicable SCDHEC regulations. Provide chain link fence material with minimum height no less than six (6) feet. Securely anchor fence posts to ground or pavement or if portable, in a manner to preclude entry. Obtain approval of the RCE prior to use of the fenced area for waste storage.

2. Testing

Sample and test all spent material and dust collected in accordance with EPA Method 1311, "Toxicity Characteristics Leaching Procedure (TCLP)". Take initial samples within thirty (30) days of initial waste generation. Perform the sampling with the RCE present. Send the samples to a qualified laboratory accompanied by a Chain of Custody form. Submit a copy of the laboratory results to the RCE within five (5) working days of their receipt.

Notify the RCE, in writing, of any wastes classified as hazardous waste. The Department has applied for and will furnish the Contractor with the required EPA Identification Number. Include the EPA Identification Number on all correspondence, shipping invoices, disposal affidavits or forms, etc.

3. Disposal

Transport and dispose of all debris generated during the Project. Use a transporter licensed in the State of South Carolina when shipping hazardous material to the treatment and disposal facility. Perform all transportation and disposal in accordance with all federal, state, and local regulations.

Dispose of the surface preparation debris and dust at a hazardous waste landfill, irrespective of the results of the TCLP test. Inform the disposal facility to dispose of the waste in the same manner as if it were lead-containing hazardous waste (EPA Designation D008). Alternate methods which reclaim the lead are permitted subject to the approval of the RCE.

Remove all wastes from the bridge Site and dispose of them within 90 days of the date of accumulation. Do not handle or ship any waste without the RCE or the Department's authorized environmental Representative present. Notify the Department in advance of all operations and comply with the Submittals data below.

4. Submittals

Submit a written plan that addresses the handling and Site storage of lead-containing debris no later than 30 days prior to beginning Work. Provide a plan that meets the requirements of 40 CFR Part 265.

Submit a copy of a certificate for every employee on the Project indicating that the employee has been trained in compliance with 40 CFR Part 265.16.

Furnish the RCE or the Department's authorized Representative the following information ten (10) working days prior to the shipping and/or treatment or disposal of the waste material.

Waste Material	Lead Contaminated Blast Debris
Disposal Facility	

Include: EPA ID Number, Address, Phone Number and Contact Person	
Transporter Include: EPA ID Number, Address, Phone Number and Contact Person	

Prepare all documentation necessary for the transportation and disposal of hazardous wastes. However, the only signature authority as generator on the Uniformed Hazardous Waste Manifest document is the RCE or the Department’s authorized environmental Representative.

D. ENVIRONMENTAL QUALITY

1. Air Quality

Abide by all federal, state and local regulations pertaining to air quality. No air quality monitoring is required under this Special Provision. Perform any air monitoring required as the result of the Contractor’s operations at no cost to the Department.

2. Water Quality

Do not discharge or allow discharge of any materials into the waterway. Do not allow any scum to accumulate on the surface of the water. If scum does accumulate on the water, contain the scum with a floating boom downstream and upstream (if necessary) at the Work Site. Place the boom in such a manner as to comply with U.S. Coast Guard requirements and limitations. Provide a boom that is clearly and visibly marked as a hazard to navigation during all periods of Work. At the end of each working day, collect all the surface scum remaining on the water surface.

3. Reporting of Releases

Report all releases of lead into the Environment which exceed regulator limits to the appropriate authorities.

4. Base-Line Monitoring

Obtain sufficient soil samples and water samples to adequately characterize the Environment prior to any lead-removal activities. Analyze these samples for total lead content and submit a copy of the results to the RCE. Upon completion of this Project take additional soil and water samples, analyze these samples for total lead content, and submit a copy of the results to the RCE. Should additional contamination in excess of the initial base line results be found, perform any clean-up deemed necessary by the Department or SCDHEC at no additional cost to the Department.

E. WORKER HEALTH AND SAFETY FOR LEAD

1. Requirements

OSHA requirements for protection of workers from lead shall be in accordance with the Interim Final Rule on Lead Exposure in Construction (29CFR 1926.62).

Submit the name of the competent Person and a letter of authority to the RCE. This Person shall be on-site whenever lead-containing materials are disturbed.

Use only laboratories that are proficient in the American Industrial Hygiene Association (AIHA) Lead Proficiency Aptitude Testing Program for personal monitor filter analysis to test filters from personal monitors.

Place a barrier around the Project to demarcate the regulated Work area. Use warning tape or other material as approved by the RCE for the barrier. Place the barrier at a location where

the lead concentration is below 0.03g/m³ as a time-weighted average for an 8-hour day when measured in accordance with NIOSH Method 7082. Submit results from air monitoring tests to determine this requirement to the RCE.

Develop and follow a Site-specific Worker Protection Program for Lead. Include the following in the Program:

Exposure Assessment – including method, worker classifications that require testing, protection of workers prior to receiving the results, and worker notification procedure.

Lead Compliance Program – as required in 29 CFR 1926.62(e).

Respiratory Protection Program – as required in 29 CFR 1926.62(f).

Medical Surveillance Program – including testing frequency, company policy at various action levels, and the company policy regarding employee removal and medical exams.

Supply a clean set of outer protective clothing on a daily basis to the SCDOT employees and Representatives entering areas with airborne lead concentrations above the Permissible Exposure Limit. Clean or dispose of the protective clothing worn by SCDOT employees and Representatives. Provide SCDOT employees or Representatives with access to other personal hygiene facilities, including hand and face washing facilities, shower facilities, change areas, and eating areas.

2. Submittals

Submit a copy of the Site-specific Worker Protection Program for Lead no later than two (2) weeks prior to beginning of Work and within five (5) days of any modification.

Submit training records for each employee on the Project Site, indicating that the worker is trained as required in lead (29 CFR 1926.62 (1) (2) and respiratory protection (29 CFR 1910.134). Submit results of medical surveillance tests taken no later than thirty (30) calendar days prior to beginning Work at the Site and within two (2) weeks of that employee permanently leaving the Site within five (5) calendar days of receipt of the results.

F. CONTRACTOR CERTIFICATION

Only use Contractors certified to Steel Structures Painting Council QP2, "Removal of Hazardous Paint" for coating removal on structures containing lead-based paints. Obtain a list of currently QP2 qualified contractors or verify a contractor's QP2 certification status by contacting SSPC at (412) 481-2332 or by Fax (412) 281-9992.

G. METHODS OF OPERATION

Comply with all federal, state and local regulations when completing the Work required by this Special Provision. This Special Provision is intended to set forth-minimum steps to avoid violating Environmental Laws. It remains the responsibility of the Contractor to determine whether more than these minimum steps may be required and then, at the sole expense of the Contractor, to perform all the Work required by this Special Provision in whatever manner may be required to comply with all applicable Laws. The Contractor is liable to the Department for any fines, costs, or remediation costs incurred by the Department as a result of the Contractor's failure to be in compliance with this Special Provision and/or all federal, state, and local Laws.

(78) SECTION 710: PAINT FOR STRUCTURAL STEEL

Prior to applying touch-up, intermediate, or final paint coats, allow Inorganic Zinc Silicate primer paints to cure for a period of time meeting or exceeding the recommendations provided by the paint manufacturers identified in QPL 19. This replaces any references to a minimum 60-day cure period in Section 710 for this type of primer paint.

(79) SECTION 710: FIELD PAINTING OF STRUCTURAL STEEL (ALUMINUM EPOXY MASTIC PAINT SYSTEM):

A. GENERAL

Refer to the latest Edition of the following Regulations and Requirements:

1. A. SCDOT Standard Specifications for Highway Construction (Edition of 2007 w/ Addendums).
2. B. South Carolina Department of Health and Environmental Control **and its successor agencies** – Hereinafter denoted as SCDHEC.
3. C. Environmental Protection Agency – Hereinafter denoted as EPA.
4. D. South Carolina Occupational Safety and Health Administration – Hereinafter denoted as OSHA.
5. E. Steel Structures Painting Council – Hereinafter denoted as SSPC.

Clean and paint designated portions of the structural steel of this bridge. Perform all Work as outlined in these Special Provisions and the Project Plans.

Proceed in an orderly manner with the cleaning and painting operation. Therefore, once Work starts in a particular span, complete all Work (cleaning and painting) in that span before moving to another span area. This does not prohibit using multiple crews working in several different areas at the same time. However, once a crew begins working in a particular area, complete all Work (cleaning and painting) in that area before moving the crew to another location.

On any overpass structures, remove the existing roadway clearance and/or highway route number signs prior to beginning the cleaning and painting operation. After cleaning and painting operations are complete, install new bridge signs furnished by the Department at no cost to the Contractor. Notify the RCE (15) working days prior to requiring the bridge signs for installation. Inventory any bridge signs necessary for removal and replacement on this Project with the RCE prior to beginning Work.

Comply with all applicable EPA, SCDHEC and OSHA regulations and guidelines. Any and all fines incurred by the SCDOT due to failure of the Contractor to follow the required regulations and/or guidelines either by negligence or other causes are the responsibility of the Contractor and said fines are withheld from any payments due the Contractor for performance of this Work. Contractor must be SSPC QP2 Certified prior to bid submission.

B. PAINTING OF STRUCTURAL STEEL

1. Description of Paint System

Paint the Structural Steel of this bridge with the paint system as follows:

<u>Coat</u>	<u>Paint</u>	<u>Color</u>
Primer	Aluminum Epoxy Mastic	Tinted
Intermediate	Aluminum Epoxy Mastic	Tinted
*Finish	High Build Aliphatic Polyurethane	See Bridge Projects Specifics Below

* The polyurethane finish coat will be applied to the outside steel girders.

<u>COLOR (Fed. Color Standard 595C)</u>	<u>STANDARD NO.</u>
To be Determined by the RCE	To be Determined by the RCE

2. Bridge Projects Specifics

See bridge Plans for structural steel specifics.

3. Approved Sources and Certifications

Only use material from sources appearing on the Department's approved Qualified Products List (QPL) 19 entitled "Qualified Bridge Paints for Structural Steel" available from the OMR in the Work. For each shipment, furnish a certification stating that the material furnished meets the South Carolina Department of Transportation specifications. Plainly mark each shipped container with the manufacturer's name or trademark, the lot number, component type, and a clear date indicating shelf life expiration date.

For QPL 19 entitled "Qualified Bridge Paints for Structural Steel" contact SCDOT Research and Materials Laboratory, P. O. Box 191, Columbia, S.C. 29202. Qualified Products Lists are also available on the SCDOT website.

4. Paint Coat Thickness Requirements

Check the dry film thickness of each coat after application and correct any deficient areas in accordance with Paint Manufacturer's recommendations prior to the application of subsequent coats unless specifically approved by the RCE.

5. Conditions for Painting

Do not open containers of paint until required for use. Use containers which have been recently opened and not premixed or blended together first. Do not use paint which has livered, gelled, or otherwise deteriorated during storage or is beyond the stated shelf life. Protect wet paint against damage from dust, sand or other detrimental foreign matter to the extent practicable. Take precautionary measures during the painting operation, to protect any surfaces not to be painted or which have already been painted.

6. Surface Preparation

Use the latest SSPC pictorials of surface preparation methods to determine the acceptability of the cleaning operations.

Clean all structural steel to the requirements of Steel Structures Painting Council - Surface Preparation SP 6 (Commercial Blast Clean). Provide an anchor profile in the range specified by the paint manufacturer for the Aluminum Epoxy Mastic Paint.

Verify the steel surface meets the requirements of SSPC SP 6 just prior to the application of the Aluminum Epoxy Mastic Primer Coat. Ensure all steel surfaces are dust free and apply the primer coat within twelve (12) hours after blast cleaning and before any rusting occurs.

Perform abrasive blasting with recyclable steel grip abrasive or other approved recyclable material. The use of silica sand as an abrasive blasting material is expressly prohibited on this Project. Abrasive blasting materials intended for pretreatment of the lead base debris may be approved by the RCE prior to use. However, the intent for use as a pretreatment material is expressly prohibited. Handle all debris contained and collected on this Project as hazardous and in accordance with the special provision entitled "Environmental and Worker Protection" regardless of test results. Ship all waste debris by a SCDHEC licensed transporter to a SCDHEC approved treatment and disposal and/or recycling facility.

Prior to the application of the Aluminum Epoxy Mastic Finish Coat, clean all steel surfaces of all dust and contaminants present on the primer coat using a low-pressure hydra wash (1500 psi max.) or in accordance with the paint manufacturer's instructions as approved by the RCE.

Provide a Class 1, 2 or 3 containment system as specified in the special provisions entitled "Environmental and Worker Protection".

The use of high-pressure Hydro Blast Cleaning may be approved by the RCE at the request of the Contractor, provided the following:

- a. The Contractor demonstrates the ability to contain all water and debris.
 - b. Add a suitable rust retardant as recommended by the paint manufacturer during the blasting operation.
 - c. Immediately after the steel area has been hydro blasted, perform a low-pressure water wash containing a percent Chlor-Id Solution as recommended by the Chlor-Id manufacturer.
 - d. Coat all cleaned steel surfaces with the primer coat prior to flash rust occurring.
 - e. If rusting occurs, dry blast the steel surfaces to SSPC SP 6 prior to placing the primer coat.
 - f. The RCE reserves the right to disallow or to change as necessary if the required surface cleanliness as specified in SSPC SP 6 just prior to the application to the paint is not provided.
7. Application of Paint (Aluminum Epoxy Mastic)
- a. Perform any required touch-up of thin areas of the applied coat within 72 hours after application of paint.
 - b. Spray Application.
 - c. Spray application of paint will only be allowed within a Class 1, 2, or 3 containment system as specified in the special provision entitled "Environmental and Worker Protection".
8. Field Inspection

Prior to commencing Work, submit an access plan to the RCE for review and acceptance. In the access plan provide details of the means of access furnished allowing the Department's inspectors and/or Representative to quickly, easily, and safely inspect any non-accessible areas. Do not commence Work until the access plan is accepted by the RCE.

The Department provides oral and written daily reports of the Contractor's cleaning and painting operations to the Contractor's Representative. Correct all deficiencies noted in the daily report within seventy-two (72) hours and perform all remedial Work in accordance with the applicable sections of these Special Provisions. The RCE has the option to extend the seventy-two (72) hour correction time due to special conditions. If not corrected within this specified time period, or the approved extension period the Engineer may delay payment for Work performed in these effected areas. The daily reports also include areas of steelwork that have been cleaned and/or painted in accordance with these Special Provisions. Obtain approval from the Department's inspectors for all areas that have been cleaned, prior to the application of any paint. Re-clean and repaint any area painted prior to such approval.

(80) SECTION 711: PILE AND DRIVING EQUIPMENT DATA FORM:

Pile and Driving Equipment Data Form is located in the Standard Forms on the SCDOT Design-Build website at <http://www.scdot.org/business/design-build.aspx>.

(81) SECTION 711: GALVANIZED STEEL H PILING AND SWAY BRACES:

March 16, 1999

A. GENERAL

This Supplemental Specification covers the cleaning, hot dip shop galvanizing, field cleaning and field repair of galvanizing for new Steel H Bearing Piling and Steel Sway Bracing where required and detailed in the Plans.

B. SURFACE PREPARATION

The coating applicator shall pre-clean the material to be galvanized in accordance with accepted methods to produce an acceptable surface for hot dip galvanizing.

C. SHOP GALVANIZING

Hot dip galvanizing of iron and structural steel shapes shall be produced utilizing lead free technology. Steel H Bearing Piling and Steel Sway Braces shall be hot dip galvanized in accordance with the latest ASTM A 123 Specification to provide a uniform minimum coating thickness of 3.5 mils (89 μm). Shop repair of coatings not meeting the above minimum thickness requirements will not be allowed.

Galvanizing practices and procedures shall protect against possible embrittlement of the steel as described in ASTM A143.

Inspection and testing of hot dip galvanized coatings shall be done under the requirements of ASTM A 123.

The coating applicator shall have available for inspection a quality assurance manual and shall submit an original and two copies of the coating applicator's notarized Certificate of Compliance that the hot dip galvanized coating meets or exceeds the specified requirements of ASTM A 123 as modified by this Specification.

Galvanized members shall be stored, protected, handled and loaded in accordance with industry standards to protect the coating.

D. SHOP INSPECTION

Inspection of galvanizing practices and procedures will be performed by the Department's Research and Materials Laboratory. As soon as the Project has been awarded, the Contractor shall notify the Research and Materials Laboratory at (803) 737-6698, P. O. Box 191, Columbia, South Carolina 29202. The Contractor shall provide the name and address of the coating applicator so that the inspection arrangements can be made.

E. FIELD REPAIR OF GALVANIZING

Field repair of galvanized coatings may be used to repair damaged areas, weld areas at pile splices, weld areas at sway braces to piles or other areas of coating damage. All field repairs shall be made in accordance with ASTM A 780. The Engineer shall be the sole judge of damaged areas that require field repair of the galvanized coating.

When galvanized members are to be field welded the Contractor shall clean the area at the weld location for a distance sufficient to provide an area free of coating for the weld metal to be deposited. The Contractor's cleaning method shall be pre-approved by the Engineer and cleaned areas shall be inspected and approved prior to field welding.

F. METHOD OF MEASUREMENT

The galvanizing of Steel H Bearing Piling and Sway Braces will not be measured for payment. All cost for galvanizing shall be included in the price bid for the item galvanized.

G. BASIS OF PAYMENT

All costs for labor, materials, equipment, tools and other incidentals required to galvanize the Steel H Bearing Piling and Sway Braces shall be included in the price bid for those items. No separate payment will be made for galvanizing.

(82) SECTION 712: DRILLED SHAFT FORMS:

Drilled Shaft Forms are included on the Construction Extranet.

(83) SECTION 712: POLYMER SLURRY

Delete Paragraph 1 of Subsection 712.4.9 – Slurry of the Standard Specification and replace with the following:

If the wet construction method is utilized, use either mineral or polymer (synthetic) slurry as a drilling fluid. Test the selected slurry at the time intervals and maintain within the tolerances indicated in this subsection and this Special Provision. Do not use salt water, high yield mineral slurry and/or natural polymer slurry. Use water as the drilling fluid only when specified on the Plans or in the Special Provisions. Use only potable water when the use of plain water is allowed to be used as the drilling fluid, install temporary casing or construction casing to the estimated tip elevation shown on the Plans or as otherwise specified by the BDGE prior to any drilled shaft excavation.

Subsection 712.4.9 of the Standard Specifications is amended by adding the following:

- 11 Ensure that Polymer Slurries conform to the requirements of the AASHTO LRFD Bridge Construction Specifications, 4th Edition, Section 5: Drilled Shafts: Subsections 5.2.3 – Slurry Technical Assistance; 5.3.5 – Polymer Slurry; and 5.4.3.4 – Slurry.
- 12 Select and use a polymer slurry from one of the Polymer Slurry Supplier/Manufacturers provided in the Technical Provisions.
- 13 Have a Representative of the Polymer Slurry Supplier/Manufacturer on-site during the construction of the first drilled shaft.
- 14 Test both the in-situ water and water to be used in mixing the polymer slurry to ensure that the water has a total hardness less than 50 parts per million (ppm). If the total hardness of the water is greater than 50 ppm, contact the Polymer Slurry Supplier/Manufacturer for requirements and instructions on additives that can be added to the polymer slurry. Conduct water testing in accordance with ASTM D1126 – Standard Test Method for Hardness in Water prior to commencing construction.
- 15 During construction, maintain the level of polymer slurry in the shaft excavation at a level of not less than 10 feet above the highest expected piezometric pressure head along the depth of the shaft. Provide documentation from the Polymer Slurry Supplier/Manufacturer if a lower head pressure is permitted for the Site conditions and construction methods being used. If at any time, in the opinion of the RCE, the slurry construction fails to produce the desired results, discontinue the use of polymer slurry, and propose an alternate method for acceptance by the BCE.
- 16 Properly dispose of all polymer slurries and any drilling spoils that have been mixed with the slurry in accordance with applicable Federal, State, and local regulations. Contact the Polymer Slurry Supplier/Manufacturer to determine the appropriate method of neutralizing and/or disposing of the specific polymer slurry used. Contain polymer slurry and drilling spoils and keep out of any surface water at all times. Disposal of polymer slurries and materials mixed with slurry is considered incidental to the installation and construction of the drilled shaft.

(84) SECTION 713: MECHANICALLY STABILIZED EARTH (MSE) WALLS:

Delete Subsection 7.8.3 of the Supplemental Technical Specification SC-M-713 Mechanically Stabilized Earth (MSE) Walls and replace it with the following:

Compact and densify stone backfill material with a minimum of 4 passes with a smooth heavy roller (approximately 15 tons). Compaction testing will not be required for stone backfill materials meeting the requirements of Table 3. Do not use sheepfoot or grid-type rollers for compacting backfill within the reinforced backfill. Stone backfill meeting the requirements of Table 2 shall be compacted in accordance with Subsection 7.8.2.

(85) SECTION 714: SMOOTH WALL PIPE:

A. REFERENCE

SCDOT Supplemental Technical Specification SC-M-714

B. DESCRIPTION

When bid items for smooth wall pipe are listed in the EBS file and/or Proposal, the SCDOT will allow the use of reinforced concrete pipe, spiral ribbed aluminum pipe or high density polyethylene pipe in accordance with the specifications found in SC-M-714 (latest edition), the Standard Drawings, and this Special Provision. The Plans may indicate reinforced concrete pipe only and are hereby superseded by this Special Provision.

C. MATERIALS

Smooth wall pipe is either Reinforced Concrete Pipe (RCP: 714-205-XX), Spiral Ribbed Aluminum Pipe (SRAP: 714-605-XX), or High Density Polyethylene pipe (HDPE: 714-705-XX) as described in SCDOT Supplemental Technical Specification SC-M-714 and in the SCDOT Standard Drawings. Use smooth wall pipe culvert from manufacturers listed on Qualified Product Lists 30, 68, or 69. No value engineering application is required in order to use alternate pipe.

For the following counties: Berkeley, Beaufort, Charleston, Colleton, Dorchester, Georgetown, Horry, and Jasper, provide pipe joints meeting AASHTO M 315 for RCP or passing the 13 psi pressure test as indicated on the QPL for SRAP or HDPE. Take care to properly lubricate and equalize pipe gaskets as indicated in the **SCDOT Standard Drawings** and **SC-M-714** to prevent gaskets from “rolling” during installation. For all other counties, provide pipe joints meeting AASHTO M 198, M 315, or passing the minimum 10 psi pressure test unless specific pipe joints are indicated in the Plans or special provisions.

No other pipe type will be accepted as an alternate.

D. CONSTRUCTION REQUIREMENTS

Use only pipe that conforms to the minimum and maximum fill height limitations indicated on the appropriate standard drawing. Unless indicated otherwise in the Plans, determine pipe fill height based on the following formula:

$$\text{Fill Height} = \text{Elevation (top of curb or max grade above pipe)} - \text{Elevation (pipe crown)}$$

For all locations where new pipe is being attached to an existing system, use one of the following options:

1. Any existing pipe may be extended using any acceptable alternate pipe type by using a drainage structure at the interface between the different pipe types. The drainage structure* may consist of standard junction boxes, manholes, catch basins, drop inlets, or circular drainage structures detailed on **SCDOT Standard Drawings**. For larger diameter pipe, custom drainage structures may be required. Field cut existing pipe to remove damaged joint (if applicable) and install new drainage structure at the field cut interface. Always fully clean existing pipe and pipe joints before installing joint sealant or gaskets and attaching new pipe.
2. For locations where existing pipe properties cannot be directly matched, use a custom designed interface* (concrete collar, proprietary mastic wrap, custom coupling band, etc.) appropriate to interface the existing pipe to the new pipe of the same type. Submit interface drawings and design for review by the Engineer of Record and the Design Standards Engineer. Always fully clean existing pipe and pipe joints before installing joint sealant or gaskets and attaching new pipe. Replace existing pipe that has joint damage before connecting new pipe to the system.
3. Any existing pipe may be extended using new pipe with the same joint profile and wall properties of the existing pipe. Always fully clean existing pipe and pipe joints before installing

joint sealant or gaskets and attaching new pipe. Verify* the following parameters before ordering new pipe:

- a. For RCP to RCP, confirm wall thickness, joint profile shape, and compatibility with existing manufacturer's pipe. Replace existing pipe that has joint damage before connecting new pipe to the system.
- b. For SRAP to SRAP, replace existing pipe that has joint damage before connecting new pipe to the system.
- c. For HDPE to HDPE, confirm the manufacturer of the existing pipe and the joint compatibility with the new pipe. Provide a new gasket when connecting to existing spigot end of HDPE pipe. Replace existing pipe that has joint damage before connecting new pipe to the system.
- d. For CAAP to CAAP, confirm the type and size of end corrugations of the pipe. When existing pipe has full helical corrugations, provide new connecting pipe with one end fully helical and fully helical coupling band. When end corrugation size does not match the corrugation size shown on SCDOT Standard Drawings, provide a drainage structure (described above) at the interface. Replace existing pipe that has joint damage before connecting new pipe to the system. Do not install CAAP as smooth wall pipe; however, use these requirements when Plans specify installing new CAAP.

The **RCE** will verify that connections between existing pipe and new installed pipe have been handled with one of the options listed above. Repair or replace all existing to new joint interfaces that do not meet the requirements above at no additional cost to **SCDOT**.

In all installations, provide the RCE with a complete pipe table indicating the following: Plan Pay Item, Plan Pipe Description, Plan Quantity, Installed Pipe (diameter, type, class/gage), Installed Quantity, and description of interface used to join new pipe to existing pipe for each occurrence.

In cases where 2 or more different pipe types are installed, provide a copy of the proposed installation layout on the drainage/plan sheets to the RCE indicating which pipe is installed at each location.

E. MEASUREMENT

Measure smooth wall pipe in accordance with methods specified in SC-M-714 for the pipe material installed.

*No measurement will be made for drainage structure, designed interface, or field verification performed at each interface between existing pipe and new pipe unless drainage structure/interface is specified in the Plans.

F. PAYMENT

Payment will be made for smooth wall pipe regardless of the type of material installed. Payment for smooth wall pipe is as specified in SC-M-714 for the pipe material installed.

*Include all costs for Work related to connecting new pipe to existing pipe in the unit bid price of the new pipe. This connection Work includes: drainage structure at the interface, custom designed interface, field verification of existing pipe and compatibility with new pipe, new gaskets, new joint sealant, new coupling bands, removal, and disposal of damaged sections of existing pipe.

ITEM NO.	DESCRIPTION	UNIT
7143XXX	X" SMOOTH WALL PIPE	LF
7143XXX	X" x X" SMOOTH WALL PIPE CUL.TEE	EA
714XXX	X" x X" SMOOTH WALL PIPE CUL.WYE	EA
7144XXX	X" SMOOTH WALL PIPE X DEG BEND	EA
7144XXX	SMOOTH WALL PIPE INCR.- X" TO X"	EA

(86) SECTION 714: PIPE END TREATMENTS (2/5/2010):

A. REFERENCE

SCDOT Supplemental Technical Specification SC-M-714

B. DESCRIPTION

For exposed pipe culvert ends, provide an end treatment in accordance with this special provision.

C. MATERIALS

Rigid pipe culvert is Reinforced Concrete Pipe (RCP: 714-205-00). Flexible pipe culvert is either Spiral Ribbed Aluminum Pipe (SRAP: 714-610-00), High Density Polyethylene pipe (HDPE: 714-705-00), or Corrugated Aluminum Alloy Pipe (CAAP: 714-605-00).

Use minimum Class B riprap for pipe up to 84" diameter. Use minimum Class C riprap for pipe 84" diameter or larger.

Use minimum Class 4000 concrete (4000P for precast).

Use ASTM A-706 grade 60, low-alloy steel deformed rebar.

Use minimum AASHTO M-196 Alclad 3004-H32 alloy aluminum.

Use Type M Mortar Grout unless specified otherwise.

D. CONSTRUCTION REQUIREMENTS

Use one of the following end treatments as specified in the Plans or special provisions:



For all exposed crossline pipe ends, when an end treatment is not specified in the Plans, use **Pipe Riprap Protection** (804-3xx-xx). For flexible pipe larger than 24" diameter, install pipe straight headwall, pipe end structure, flared end section, or wingwall section in addition to riprap. For all exposed driveway pipe ends where no end treatment is specified in the Plans, use **Pipe Riprap Protection** (804-3xx-xx) unless directed otherwise by the engineer.



Use **Beveling of Pipe End** (719-610-00) when specified in the Plans or special provisions. Beveled ends may only be used on flexible pipe up to 24" diameter and on rigid pipe up to 60" diameter. When beveling of pipe ends is specified on flexible pipe larger than 24" diameter, install pipe straight headwall, pipe end structure, flared end section, or wingwall section. Use factory fabricated beveled ends for all pipe types unless approved by the Engineer.



Use **Pipe Straight Headwall** (719-605-00) when specified in the Plans or special provisions. Use straight headwall only in locations where pipe exposed end does not face the direction of traffic.



Use **Pipe End Structure** (719-615-00) when specified in the Plans or special provisions. Use pipe end structure in locations where pipe exposed end faces the direction of traffic. Pipe end structures may be used in other locations if approved by the RCE.



Use **Pipe Flared End Section** when specified in the Plans or special provisions.



Use **Pipe Wingwall Section** when specified in the Plans or special provisions.

Completely seal interface between pipe and end treatment with grout. If bricks or shims are used to place pipe, take care to remove all air pockets and voids when grouting.

For systems not designed in the SCDOT Standard Drawings, provide shop drawings, installation procedure and design calculations for review by RCE. Design must include provision to control erosion around the structure and prevent the separation of the end treatment from the pipe system. Design must provide for a proper seal at all construction joints including the interface between the pipe and the structure. Design must be self-supporting and not induce any additional loads on the pipe. Submit designs for consideration as new standard drawings to the Design Standards Engineer at the address listed in the SCDOT Standard Drawings book.

E. MEASUREMENT

Measure pipe in accordance with SC-M-714

Measure end treatments in accordance with Standard Specifications, Standard Drawings, or Special Provisions

F. PAYMENT

Beveling of pipe ends will be in addition to the standard pipe pay item. Payment for the item Beveling of Pipe Ends includes all labor required to factory (or field, if approved) fabricate a bevel on one end of pipe.

Pipe culvert and end treatments, measured as provided in **SC-M-714 Subsection x.4**, are paid for at the contract unit price for the respective items, which price and payment is compensation for furnishing all material, labor, equipment, tools including hauling and placing all pipe sections and materials, excavation of the entire standard trench, bedding, and pipe backfill as described in the measurement section (both structural and embankment backfill in this region), removal of existing pipe to be replaced, constructing pipe joints, removal of old end treatments, cleaning out pipe, disposal of surplus materials, all visual inspection, and all incidentals necessary to complete the Work.

Add the following paragraph to SC-M-714 subsections x.5:

Payment for riprap and geotextile for erosion control under riprap as measured in subsection x.4 includes all direct and indirect costs and expenses necessary to complete the Work.

(87) SECTION 714: TRENCHLESS PIPE INSTALLATION

See SCDOT Supplemental Technical Specification for Trenchless Pipe Installation SC-M-714-1 (01/23)

(88) SECTION 719: CAST IN PLACE CONCRETE PIPE COLLAR:

A. DESCRIPTION

A cast in place concrete pipe collar is used to provide a permanent connection between two pipe culverts of the same diameter but different joint profiles. Pipe collars can be used between two pipes of the same material or different material. Use only pipe that conforms to SC-M-714, Permanent Pipe Culverts.

B. MATERIAL

Use minimum class 4000 concrete.

Use reinforcement steel conforming to ASTM A706 Grade 60.

See SCDOT Standard Drawings or Project Plans for other material requirements and design details.

C. CONSTRUCTION REQUIREMENTS - GENERAL

Follow SCDOT Standard Drawings 719-705-xx for minimum dimensions and details. Use geotextile wrap on joint to minimize concrete intrusion into the joint during the forming and curing process.

D. MEASUREMENT

Measure concrete pipe collars by each location where pipe diameter of different joint profiles is to be connected. Include in measurement all materials and Work to complete the pipe collar as shown in the Standard Drawings or Plans.

E. PAYMENT

Payment will be made for each location.

ITEM NO.	DESCRIPTION	UNIT
7197051	CONCRETE COLLAR FOR UP TO 12" PIPE	EA
7197052	CONCRETE COLLAR FOR UP TO 24" PIPE	EA
7197053	CONCRETE COLLAR FOR UP TO 36" PIPE	EA
7197054	CONCRETE COLLAR FOR UP TO 48" PIPE	EA
7197055	CONCRETE COLLAR FOR UP TO 60" PIPE	EA
7197056	CONCRETE COLLAR FOR UP TO 72" PIPE	EA

(89) SECTION 724: ELASTOMERIC BEARINGS:

724.4.4 Installation. Paragraph 4 was revised as follows:

Exercise caution where field weld or shop weld is made while elastomeric bearing pad is in contact with the metal. Do not expose the elastomer or elastomer bond to instantaneous temperatures greater than 400°F or any temperature limit set by the fabricator whichever is lower. Any damage to the elastomeric bearing due to welding is cause for rejection. Monitor temperature by use of heat crayons.

(90) SECTION 726: HYDRO-DEMOLITION OF EXISTING SURFACE**1.0 General**

This Special Provision supplements Section 726 of the SCDOT Standard Specifications when hydro-demolition is the approved method of selective removal and total surface preparation of existing deck used prior to a Latex Concrete Overlay or Full-Depth deck replacement.

1.1 Mechanical Scarification

Field verify the depth of the rebar prior to scarification. Remove any asphalt overlay and the initial ½ inch of the existing deck concrete surface by conventional scarification, in accordance with sections 726.3 and 726.4 of the SCDOT Standard Specifications. Based on field condition and/or to facilitate the hydro-demolition process, additional scarification depth may be approved by the RCE for designated portions of the deck. Use a mechanical milling machine that is capable of accurately and automatically establishing profile grades. Hand chip any areas adjacent to the curb, scuppers, joints, or other locations inaccessible to the milling machine. For decks with an existing wearing surface, completely remove all wearing surface material or existing concrete overlay, either as a separate operation to the milling of the original deck, or in conjunction with it, provided adequate grade control can be maintained.

Immediately stop operations if mechanical milling results in the snagging of reinforcing steel, and adjust the depth of removal to correct the problem. Repair or replace all reinforcing steel damaged or dislodged as a result of Contractor negligence during the operation at the Contractor's expense.

Completely remove from the bridge deck all construction debris, wearing surface material, or residual materials from the scarification process in accordance with Section 726.4.5 prior to the commencement of total surface hydro-demolition.

1.2 Total Surface Hydro-Demolition

Perform hydro-demolition over the entire top surface of the reinforced concrete bridge deck to provide a highly rough and bondable surface and to remove deck concrete to the specified depth. Remove the remaining sound concrete and replace as outlined in Section 723.4.6 for Full-Depth Patching when removal of unsound concrete extends below one-half of the depth of the concrete deck or as required by the RCE.

Avoid damage to existing deck steel reinforcement and replace any damaged rebar, in accordance with Section 726.4.4.

Clean the surface with a vacuum system capable of collecting loose and wet debris and water in the same pass, leaving a clean surface for immediate patching.

The Contractor is responsible for the disposal of all material removed.

1.3 Personnel

Personnel shall be trained and experienced in all phases of Work, equipment operation, etc. required for concrete removal using hydro-demolition.

2.0 Materials

Provide materials for use in full depth patching in accordance with Section 726 of the Standard Specifications. Alternately, materials in accordance with the Special Provision for Latex Modified Concrete may be used for full depth patching.

3.0 Equipment

Provide hydro-demolition equipment consisting of a computerized, self-propelled robotic machine that utilizes a high pressure water jet stream capable of attaining pressures in the range of 15,000 to 20,000 PSI and removing sound concrete to the depth specified herein and/or as shown on the Plans and be capable of removing rust and concrete particles from reinforcing steel.

Provide shielding to ensure containment of all dislodged concrete within the removal area in order to protect the traveling public and work crew from flying debris on, adjacent to, and below the Work Site.

Furnish protective platforms as necessary and approved by the Engineer to prevent material and debris from falling into the roadway beneath bridge during the hydro-demolition operations. Furnish, install, and maintain erosion control measures, approved by the RCE, to contain and filter runoff from hydro-demolition operations. Prevent all debris, runoff, or other materials from entering any waterway.

4.0 Construction

4.1 Construction Equipment

Limit the maximum weight of equipment on a span to be 20 kip per axle during and after hydro-demolition, until the concrete for the deck repairs has completed all curing and has reached a compressive strength of 3000 pounds per square inch.

Prevent damage to existing reinforcing steel and do not place wheels from heavy equipment, such as vacuum trucks, on deck areas where top layer of slab reinforcement has been left unsupported by the hydro-demolition process. Equipment shall be operated at speeds and in a manner that will not cause damage to the slab and girders.

Prevent vehicles other than approved construction equipment from sections of the deck where hydro-demolition has begun. Prevent contamination of the deck by construction equipment or from any other source.

4.2 Calibration

Calibrate the hydro-demolition equipment on an area of sound concrete (seven feet by seven feet) as designated by the RCE to demonstrate the desired surface removal and roughness. Move the hydro-demolition equipment to a second area (seven feet by seven feet) that is unsound, as designated by the RCE, to demonstrate the ability to remove all unsound concrete during the initial pass and providing a rough and bondable surface.

Provide a non-working technical field Representative from the equipment Supplier or manufacturer on the Project Site during the calibration and the hydro-demolition surface preparation operation. Remove equipment from the Project Site and replace with different equipment for calibration and demonstration if the original equipment does not demonstrate the ability to produce the desired results, as deemed by the RCE. Do not allow additional contract time or compensation for re-mobilization and the re-calibration process if required.

Begin the hydro-demolition surface preparation after the RCE has approved the second calibration and the following five settings. Maintain the calibration and production settings for the equipment and provide these settings to the RCE prior to and during hydro-demolition surface preparation.

Water Pressure Gauge	
Machine Staging Control (Step)	
Nozzle Size	
Nozzle Type	

Nozzle Travel Speed

Change any of the above settings as directed by the RCE to maintain the desired result. Record and maintain the above settings when the designated level of removal is attained. Perform the calibration procedure specified on each structure, each time hydro-demolition is performed. Check the depth of removal and document readings every 30 feet along the cutting path, and if necessary, re-calibrate the equipment to ensure the minimum removal of sound concrete and desired roughness is achieved.

4.3 Preparation**A. Preparation of Overlay Area and Removal Depths**

Remove concrete to the limits specified in the Technical Provisions. Remove deteriorated concrete, all loose and unsound concrete, and patches other than sound concrete. Clean all rust and corrosive products from exposed reinforcing steel including oil, dirt, concrete fragments, laitance, loose scale, and other coating of any character that would destroy or inhibit the bond with the new overlay concrete.

B. Existing Reinforcing Steel

Prevent cutting or otherwise damaging reinforcing steel, including any vertical stirrups, structural steel, and welded shear connectors projecting into the slab and designated to remain in place. Replace any such bars or shear connectors that, in the opinion of the RCE, are damaged during removal operations. Replace all reinforcing steel with sectional loss greater than 10 percent. Replace damaged Elements with members of equal strength, size and spacing as the existing, to the satisfaction of the RCE at no additional cost to the Department.

C. Areas Not Accessible to Hydro-Demolition Equipment

Use handheld high pressure wands or 35 pound maximum jackhammers operated at no more than a 45 degree angle from horizontal in areas that are inaccessible to the hydro-demolition equipment or in preparing deck repair areas or areas that require minor trim Work to remove remaining unsound concrete.

D. Longitudinal and Transverse Joints

When necessary, form Longitudinal or Transverse Joints in the deck overlay in accordance with Section 726.4.9.

E. Removal of Debris

Remove concrete debris by hand or by mechanical means immediately following the hydro-demolition process to prevent the debris from re-setting or re-adhering to the surface or remaining sound concrete. Avoid any damage to the remaining sound concrete and remove any debris allowed to re-settle or re-adhere to the surface of sound concrete.

4.4 Operations of Equipment**A. General Operations**

Provide qualified personnel to supervise and operate the hydro-demolition equipment. Once the machine is programmed and calibrated, do not change the operating parameters of the hydro-demolisher while it is progressing across the bridge deck or deck unit. This is to prevent the unnecessary removal of sound concrete below the specified depth. Avoid removal of sound concrete outside the limits and below the depth indicated.

Provide lighting as required to allow for the safe conduct of nighttime removal operations. Position lighting to avoid hazardous glare in the direction of oncoming traffic. Obtain the RCE's approval for lighting placement and configuration. Store and maintain, on the job Site, an inventory of common wear parts and replacement accessories for the equipment adequate to assure that routine maintenance tasks can be performed readily without undue Project Delay.

B. Run-Off Water

Until its removal, contain all water runoff and residue caused by the hydro-demolition operation within the limits of the bridge deck. Submit to the RCE for approval, a plan detailing proper containment and removal of the run-off water and residue. If satisfactory containment and removal of the runoff water or residue is not being accomplished, discontinue operations until adequate containment and disposal methods are approved and employed during removal operations to the satisfaction of the RCE.

Provide for the disposal of runoff water and residue generated by the hydro-demolition operation. Obtain any required permits and comply with applicable regulations concerning such water and residue disposal. Make provision for the safe handling of runoff water insofar as it may constitute a hazard on the adjacent or underlying traveled roadway surface below. Repair all existing slopes and berm areas damaged by scouring water jet, runoff water, or other operations at no additional expense to the Department.

C. Bottom of Deck Blow Through

Take all necessary precautions to prevent any blow through of the bottom of the bridge deck. In the event that blow through occurs, cease all removal or cleaning operations until the removal operation procedures are corrected and the area is repaired to the satisfaction of the RCE in accordance with Section 726.4.6.

Provide protective platforms as necessary over areas of vehicular or pedestrian traffic during hydro-demolition.

5.0 Measurement

The quantity for the pay item Surface Milling is the horizontal surface area of the deck prepared as specified and is measured by the square yard (SY), complete and accepted. No deductions in area are made for existing deck drains, casting, expansion dams, patches of foreign material, etc. This quantity also includes removal of any existing epoxy, asphalt, or foreign overlay.

The quantity for the pay item Hydro-Demolition of Existing Surface is the horizontal surface area of the deck prepared as specified and is measured by the square yard (SY), complete and accepted. No deductions in area are made for existing deck drains, casting, expansion dams, patches of foreign material, etc.

The quantity for the pay item Bridge Deck Patching, Full Depth is the horizontal surface area of the deck where the full depth of the deck slab is removed as specified and is measured by the square yard (SY), complete and accepted. This item also includes the concrete or latex modified concrete volume used to patch the deck from the bottom of the deck to 1½ inches below the top surface of the existing deck. No deductions in area are made for existing deck drains, casting, expansion dams, patches of foreign material, etc.

6.0 Payment

Payment for the accepted quantity for Hydro-Demolition of Existing Surface, measured in accordance with this Special Provision, is determined using the contract unit bid price for the pay item. Payment is full compensation for removal of the depth of the concrete deck slab as specified

or directed and includes removal and disposal of debris; dust control; runoff control and containment; equipment calibration; vacuuming; additional removal of deteriorated concrete by hand methods; services of a technical field Representative; shielding traffic (adjacent or below) from debris; and all other materials, labor, equipment, tools, supplies, transportation, and incidentals necessary to fulfill the requirements of the pay item in accordance with the Plans, the Specifications, and other Terms of the Contract.

Payment for the accepted quantity for Surface Milling, measured in accordance with this Special Provision, is determined using the contract unit bid price for the pay item. Payment is full compensation for removal of any existing overlay and the initial depth of the concrete deck slab as specified or directed and includes removal and disposal of debris; dust control; shielding traffic (adjacent or below) from debris; removal in areas adjacent to the curb or areas otherwise inaccessible to the milling or hydro-demolition equipment; and all other materials, labor, equipment, tools, supplies, transportation, and incidentals necessary to fulfill the requirements of the pay item in accordance with the Plans, the Specifications, and other Terms of the Contract

Payment for the accepted quantity for Bridge Deck Patching, Full Depth, measured in accordance with this Special Provision, is determined using the contract unit bid price for the pay item. Payment is full compensation for removal of the depth of the concrete deck slab as specified or directed and includes removal of deteriorated concrete by hand methods; removal and disposal of debris; dust control; shielding traffic (adjacent or below) from debris; providing and placing the specified concrete mix; and all other materials, labor, equipment, tools, supplies, transportation, and incidentals necessary to fulfill the requirements of the pay item in accordance with the Plans, the Specifications, and other Terms of the Contract.

Item No.	Pay Item	Pay Unit
7260201	Hydro-Demolition of Existing Surface	SY
8990537	Surface Milling	SY
8990538	Bridge Deck Patching, Full Depth	SY

(91) SECTION 727: CROSSHOLE SONIC LOGGING OF DRILLED SHAFT FOUNDATIONS:

Crosshole Sonic Logging (CSL) Testing is required for all drilled shafts. SCDOT shall be responsible for all CSL Testing.

(92) SECTION 805: TL3 TYPE T TANGENT END TERMINALS:

Qualified Product List 49 provides minimum length of continuous w-beam from the impact head for each proprietary Test Level 3 product. All radius, kinks, and transition sections must occur outside of the pay limits of the Leading End Treatments shown on SCDOT Standard Drawings for MASH MT3 and PREMASH Type T TL3 devices. Use only PREMASH devices in locations where existing guardrail installations are retained or adjusted. Where the design requires immediate transition from w-beam to thrie-beam at the end of the tangent end treatment pay limits, provide adequate space and guardrail shoulder break in advance of the impact head to conform or exceed the geometry shown on the corresponding standard drawings. Alternate PREMASH guardrail shoulder break (Standard Drawing 805-605-11 detail 2) may only be considered in locations where upgrading to standard guardrail shoulder break geometry does not fit within SCDOT Right of Way.

(93) SECTION 805: RESETTING GUARDRAIL:

Existing steel beam guardrail that is determined to be in acceptable condition by the RCE, using the below criteria, may be reset in conformance with Section 805.4.3 of the 2007 SCDOT Standard Specifications, and adjusted to the current PREMASH Standard Drawings. The Contractor shall inspect all guardrail on the Project and notify the RCE in writing of any guardrail that will be permanently reset. Provide this Notice to the RCE a minimum of two weeks prior to permanently resetting any guardrail on the Project. If existing wood posts are planned to be reset, all existing wood posts shall be replaced with steel posts.

Resetting Guardrail acceptance criteria:

- A. Any guardrail components that are bent, flattened, torn, deformed, exhibit signs of rust, or damaged in any way shall not be reset.
- B. Guardrail with obsolete components and guardrail systems that are not on the SCDOT Qualified Products List (QPL) shall not be reset.
- C. Section 805.4.3 disallows resetting guardrail posts. This shall only apply to existing wood posts.

(94) SECTION 805: NON-MOW STRIP UNDER GUARDRAIL:

May 7, 2018

Section 805 is expanded as follows:

A. GENERAL

Provide non-mow strip under guardrail as shown in the Plans, in accordance with Plan details, standard drawings 805-525-01 & 805-525-02, and these special provisions. Non-mow strips under guardrail shall only be placed where shown in the Plans, specified in the RFP or as directed by the Engineer.

B. CONSTRUCTION

Place non-mow strips under guardrail where indicated on the Plans, specified in the RFP or as directed by the Engineer. Refer to details provided in this special provision and standard drawings for typical limits of non-mow strip and requirements for leave out areas around guardrail posts.

Provide non-mow strip between the edge of pavement and the face of the guardrail when that distance is less than 20 feet.

Extend non-mow strip under guardrail to bridge end at locations where concrete approach slabs are used.

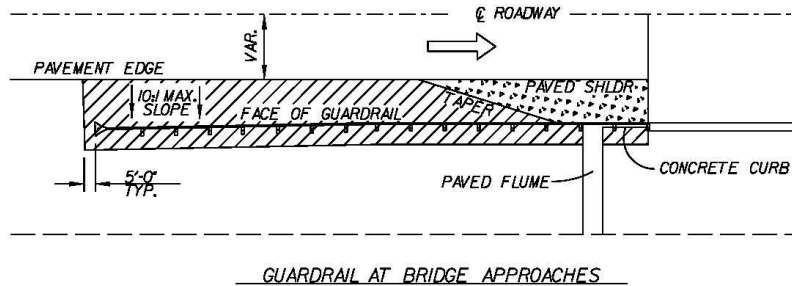
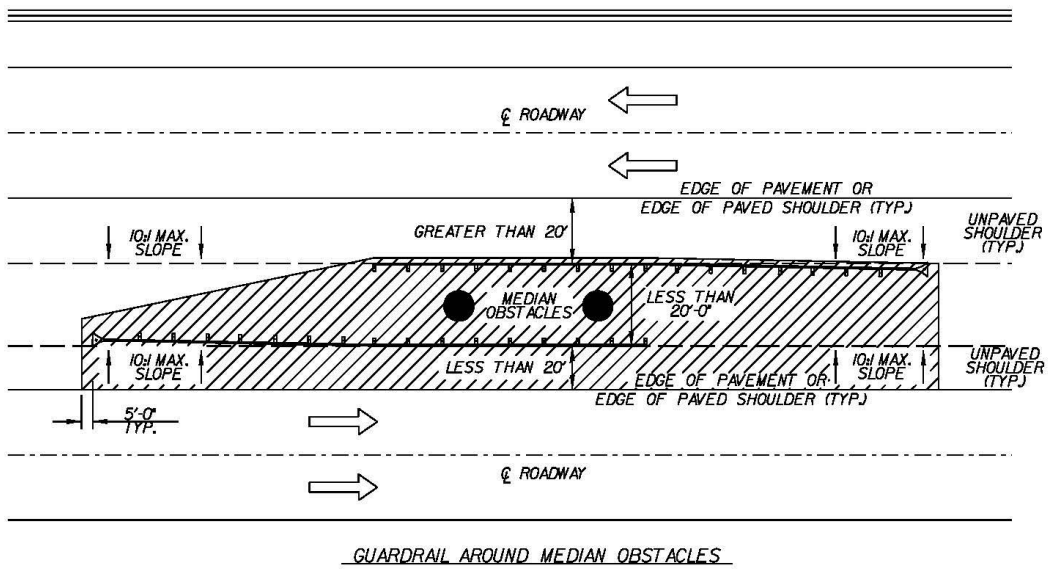
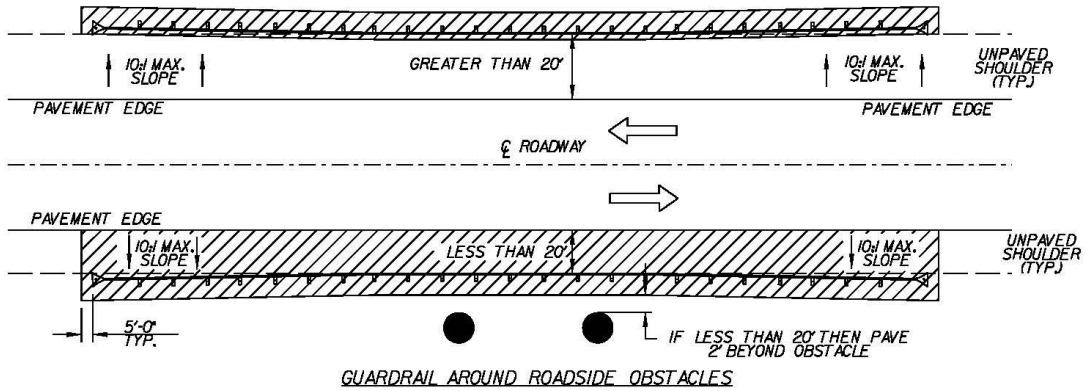
When at least one opening between parallel lines of guardrail is less than 20 feet wide, provide non-mow strip the entire area between the lines of guardrail.

When openings between parallel lines of guardrail are more than 20 feet wide, but obstructions such as bridge columns reduce the access between the guardrail and the obstruction to less than 20 feet and/or the distance between any two obstructions is less than 20 feet then provide non-mow strip for the area with any single point of access less than 20 feet wide.

When areas around obstructions have non-mow strips, no area should remain uncovered that will sustain plant life.

The top of non-mow strips shall be constructed to be flush with surrounding earth shoulders, slopes and finished pavement grade.

Damage to non-mow strips during subsequent construction, especially during driving of guardrail posts, should be minimized. Any damaged non-mow strip must be restored to its original line and grade to the satisfaction of the Engineer.



 ASPHALT, CONCRETE, OR PROPRIETARY NON-MON STRIP

(95) SECTION 806: REPAIR EXISTING CONTROL OF ACCESS FENCE:

Repair, replace or reset any damaged control of access fencing or fence components within the Project Limits, as directed by the RCE. Remove and dispose of existing fences, trees, brush, stumps, logs, weeds, or other debris that interfere with the construction of the fence. CONTRACTOR's bid shall include 1000 linear feet of Repair of Existing Control of Access Fence. Should the actual length of fence rehabilitation vary from this estimated value by more than 25%, a change order will be generated by the RCE to adjust the contract value based on the actual rehabilitated length of fence as measured by SCDOT inspectors, utilizing a unit price of **\$15.00/LF**, regardless of fence type. Ensure all waste materials and debris generated during this Work is disposed of promptly and at appropriate waste facilities.

(96) SECTION 806: TEMPORARY BARRIER FENCE FOR ENVIRONMENTAL BOUNDARY:

See attached Supplemental Specification dated **May 1, 2013**.

The Contractor is hereby advised that all Jurisdictional Waters (i.e. streams & wetlands) that are adjacent to or within the construction limits shall be protected with a double row of Silt Fence or other means of double perimeter control as approved by RCE.

(97) SECTION 809: RIGHT OF WAY PLAT:

A. DESCRIPTION

The Contractor by the "Substantial Work Complete" date shall prepare a right of way plat signed and sealed by a Professional Land Surveyor (PLS) licensed to practice in the State of South Carolina. The right of way plat shall be in accordance with the requirements of Section 49-460-A "General Property Survey" as outlined in the South Carolina "Standards of Practice Manual" for land surveyors. A copy of the plat will be recorded, by the Contractor, in the Register Mesne Conveyance (RMC) office of the county or counties in which the Project resides. The Contractor will provide one copy of the plat on a full-sized Plan sheet(s) (22" X 36") and submit to the resident construction engineer to be included in the As-Built Plans.

B. MATERIALS: REBAR CAP R/W MARKER

Materials used shall comply with those listed on SCDOT Standard Drawing No. 809-105-00.

C. CONSTRUCTION REQUIREMENT

The PLS shall set right of way markers along all new right of way lines as well as along any present right of way being retained by the Department at intervals listed on the SCDOT Standard Drawings. Right of Way markers shall not be placed at points common to side property lines and/or corners. In the event that the Plan reflects a break in the right of way along a side property line the right of way marker will not be set without the side property line being retraced and established by way of survey. The PLS shall prepare a plat documenting the location of all Right of Way Markers set and reflecting the as-built station and offset from the Plan alignment. The plat shall show the entire Project corridor as an enclosed strip or parcel of land to include the mainline and all side roads as defined on the Project Plan.

D. MEASUREMENT AND BASIS OF PAYMENT

The item Right of Way Plat is paid on a lump sum (LS) basis; and therefore, there is no specific measurement for this item. The unit price bid for Property Right of Way Plat shall include all costs for labor, materials, equipment, services of a PLS and any related fees or costs associated with producing a plat, recording the plat at the RMC office, and all required copies. Each marker placed in accordance with the Standard Drawings complete and accepted will be measured and paid at the unit price bid.

Bid Item Number	Description	Unit
8091010	RIGHT OF WAY MARKER (REBAR AND CAP)	EA
8091000	RIGHT OF WAY MARKER (REINFORCED CONCRETE)	EA
8091050	RIGHT OF WAY PLAT	LS

(98) SECTION 815: ANIONIC POLYACRYLAMIDE FOR EROSION CONTROL:

A. DESCRIPTION

This Work consists of applying a product containing anionic polyacrylamide to disturbed land areas as a means of controlling erosion. The Work also consists of the use of solid form anionic polyacrylamide as a means of sediment control.

B. MATERIALS

The product to be used is to be specific to the area to be treated. Product selection and application rate is to be determined by a testing laboratory acceptable to SCDOT. Preliminary Site-specific assessment (soil and water testing) by a qualified manufacturer must be conducted to select media, additives, application rate, application method and maintenance procedure tailored to Site-specific soil characteristics, topography, hydrology, and the type of erosion targeted. A copy of the test results is to be provided to the Engineer.

Anionic polyacrylamide, in pure form, shall have less than or equal to 0.05% acrylamide monomer by weight, as established by the Food and Drug Administration and the Environmental Protection Agency. The maximum application rate of polyacrylamide, in pure form, shall not exceed 200 pounds/acre/year, or 10 pounds/acre per single application event.

The polyacrylamide shall have a charge density of 10% to 55%, by weight. The polyacrylamide shall have a molecular weight of 6 to 24 Mg/mole.

The polyacrylamide and polyacrylamide mixtures shall be noncombustible.

Cationic forms of polyacrylamide are not allowed for use due to their high level of toxicity.

Polyacrylamide shall be non-toxic. A toxicity report is required to be submitted to the Engineer.

C. CONSTRUCTION REQUIREMENTS

Liquid and powder forms of polyacrylamide are to be either applied directly to the exposed soil surface or applied as a tackifier with temporary seeding to prevent detachment of soil particles during the establishment of vegetation.

In the solid form, the polymer is to be placed directly into the storm water runoff to enhance eroded particle settlement in a trapping device.

Polyacrylamide shall be mixed and/or applied in accordance with all Occupational Safety and Health Administration (OSHA) Material Safety Data Sheet (MSDS) requirements and the manufacturer's recommendations for the specified use conforming to all federal, state and local Laws, rules and regulations. The Contractor is responsible for obtaining all required permits.

Emulsion batches shall be mixed following recommendations of a testing laboratory that determines the proper product and rate to meet Site requirements.

Additives such as fertilizers, solubility promoters, or inhibitors, etc. to polyacrylamide shall be nontoxic.

Care is to be taken when using polyacrylamide adjacent to natural water bodies.

D. METHOD OF MEASUREMENT

The application of polyacrylamide for erosion control will be measured by the surface area treated at the recommended rate of application. Quantities are to be computed to the nearest MSY (Thousand Square Yards). Solid form anionic polyacrylamide is to be measured by weight in pounds, in place and accepted. The Contractor is required to provide, to the Engineer, invoices for all polyacrylamide products used on the Project.

E. BASIS OF PAYMENT

The accepted quantity of “Anionic Polyacrylamide For Erosion Control” will be paid at the contract unit price, which price and payment shall be full compensation for all materials, labor, tools equipment, and incidentals necessary to complete the Work herein described in a workmanlike and acceptable manner. Solid form anionic polyacrylamide is to be paid for by the pound. Bid Item Numbers and Descriptions are as follows:

Bid Item Number	Description	Unit
8152020	ANIONIC POLYACRYLAMIDE FOR EROSION CONTROL	MSY
8152025	SOLID FORM ANIONIC POLYACRYLAMIDE	LBS

(99) SECTION 815: EROSION CONTROL MEASURES:

In addition to the erosion control measures specified in the Plans, Standard Specifications, Supplemental Technical Specifications and the Special Provisions, the CONTRACTOR is advised that all land disturbing activities (clearing and grubbing, excavation, borrow and fill) are subject to the requirements set forth in the following permits and regulations:

- A. South Carolina Code of Regulations 63-380, Standard Plan for Erosion, Sediment, and Stormwater Runoff Control.
- B. Erosion and Sediment Reduction Act of 1983 (Title 48, Chapter 18 of the South Carolina Code of Laws of 1983, as amended). Section 70 of this code authorized the South Carolina Department of Health and Environmental Control and its successor agencies (SCDHEC) to administer this regulation with respect to lands under the jurisdiction of the South Carolina Department of Transportation.
- C. National Pollutant Discharge Elimination System (NPDES) General Permit Number SCR160000, effective January 1, 2013: The Environmental Protection Agency, in accordance with the Federal Clean Water Act, has granted to the South Carolina Department of Health and Environmental Control and its successor agencies (SCDHEC) the authority to administer the Federal NPDES permit program in the State of South Carolina.

In accordance with the NPDES General Permit, the Contractor must sign a Contractor Certification. The Contractor shall refer to the Construction Extranet for the certification form. By signing this form, the Contractor acknowledges that upon award and execution of the Contract, he/she accepts/ understands the Terms and conditions of the *Storm Water Pollution Prevention Plan (SWPPP)* as required by the NPDES General Permit and may be legally accountable to SCDHEC for compliance with the Terms and conditions of the *SWPPP*. In addition, the Contractor certifies that the NPDES certification statement status is made part of all its Subcontracts.

The Contractor will complete and forward an updated SCDOT approved *Notice of Intent (NOI)* to the SCDOT Construction office to submit to SCDHEC. If the Coastal Zone Consistency (CZC) permit has not been approved, it shall be forwarded by the Contractor to SCDOT to submit to SCDHEC as part of *NOI* package. If SCDHEC does not send a letter within 10 Business Days of receipt of the *NOI*, authorizing coverage, denying coverage, or advising that a review of the *CECP* will take place, coverage will be automatically granted.

Prepare and submit a *Contractor's Erosion Control Plan (CECP)* to the RCE before the pre-construction conference. Ensure that the Plan meets the requirements of the NPDES General Permit. The Plan will be reviewed and approved by the Department before commencing any land disturbing activities.

At the pre-construction conference, with contactors performing land-disturbing activities present, the *CECP* will be explained and discussed so that the Contractor is made aware of their responsibilities in the *CECP*.

Once approved, fully implement the *CECP*. Coordinate the prompt installation of erosion control devices with construction activities to maintain compliance with the above regulations and NPDES General Permit.

Conduct an Erosion and Sediment Control Inspection by an appointed Certified Erosion Prevention and Sediment Control Inspector (CEPSCI) from the Contractor and the Department at least every 7 calendar days. Both parties will acknowledge participation in the inspection by signing the inspection report and include their inspector's CEPSCI number on the report. Correct deficiencies noted during these inspections within the assigned priority period. If deficiencies are not corrected within this timeframe, the RCE will stop all Work (except erosion and sediment control measures) until the deficiencies are corrected.

Give special attention to critical areas within the Project Limits (i.e., running streams, water bodies, wetlands, etc.). In these areas, the RCE may direct the Contractor to undertake immediate corrective action, but in no case allow these deficiencies to remain unresolved more than 7 days or 48 hours in accordance with their assigned priority after being identified during the Erosion and Sediment Control Inspection.

Closely follow the grading operations with the seeding operations. Shape and prepare the slopes for seeding as the grading progresses. Unless the RCE grants prior written approval, limit the amount of surface area exposed by land disturbing activities to 750,000 square feet. Commence seeding operations within 7 days following completion of construction activities within an area.

Initiate stabilization measures within 7 days for an area where construction activities will be temporarily or permanently ceased for 14 days or longer.

Coordinate the installation of all other permanent erosion control items with the grading and seeding operations. These items include, but are not limited to, asphalt gutter and riprap. Construct gutter Work before or promptly after the seeding is performed. Place riprap at the ends of pipe immediately after the pipe is laid and promptly install riprap ditch checks after ditch Work has been performed.

Within existing right of way, clean and repair existing concrete paved ditches that will be retained. Within existing right of way, clean and repair existing asphalt paved ditches that are to be retained and overlay with 200 lbs/sy HMA Surface Course Type C or D. Stabilize new ditches in accordance with the *SCDOT Requirements for Hydraulic Design Studies* (May 26, 2009), the *SCDOT Water Quality Design Manual* (December 2014) and as needed for erosion control utilizing SCDHEC Best Management Practices (BMPs).

Failure to adequately comply with the provisions as detailed above or any other required erosion control measures will result in stoppage of all contract operations (except erosion and sediment control measures) until corrective action has been taken. Additional sanctions may be invoked by the SCDHEC in accordance with their authority.

Keep the following Documents at the RCE's office from the start of construction until the Site is finally stabilized:

- A. Copy of the *CECP*,
- B. Copies of Contractor Certification statements,
- C. Copy of the permit,
- D. Letter from SCDHEC authorizing permit coverage if provided by SCDHEC, and
- E. A marked-up set of Site Plans.

TP 1000 – SPECIAL PROVISIONS AND CONTRACT REQUIREMENTS
--

When uniform perennial vegetation achieves a cover density of 70%, submit a *Notice of Termination (NOT)* to SCDHEC to terminate coverage. Include a signed statement with the *NOT* certifying that all Work on the Site has been completed in accordance with the *SWPPP* and the NPDES General Permit for all Sites one acre or greater.

Fines assessed on the Department by SCDHEC as the result of the CONTRACTOR's non-compliance or violation of said permit provisions will be paid by the Department and will subsequently be deducted from any monies due or that may become due to the CONTRACTOR. In case no monies are due or available, the fines incurred will be charged against the CONTRACTOR's Surety.

REQUIRED CONTRACT PROVISIONS FEDERAL-AID CONSTRUCTION CONTRACTS

- I. General
- II. Nondiscrimination
- III. Non-segregated Facilities
- IV. Davis-Bacon and Related Act Provisions
- V. Contract Work Hours and Safety Standards Act Provisions
- VI. Subletting or Assigning the Contract
- VII. Safety: Accident Prevention
- VIII. False Statements Concerning Highway Projects
- IX. Implementation of Clean Air Act and Federal Water Pollution Control Act
- X. Certification Regarding Debarment, Suspension, Ineligibility and Voluntary Exclusion
- XI. Certification Regarding Use of Contract Funds for Lobbying
- XII. Use of United States-Flag Vessels:

performed on the contract by the contractor's own organization and with the assistance of workers under the contractor's immediate superintendence and to all work performed on the contract by piecework, station work, or by Subcontract. 23 CFR 633.102(d).

3. A breach of any of the stipulations contained in these Required Contract Provisions may be sufficient grounds for withholding of progress payments, withholding of Final Payment, termination of the contract, suspension / debarment or any other action determined to be appropriate by the contracting agency and FHWA.

4. Selection of Labor: During the performance of this contract, the contractor shall not use convict labor for any purpose within the limits of a construction project on a Federal-aid highway unless it is labor performed by convicts who are on parole, supervised release, or probation. 23 U.S.C. 114(b). The term Federal-aid highway does not include roadways functionally classified as local roads or rural minor collectors. 23 U.S.C. 101(a).

ATTACHMENTS

A. Employment and Materials Preference for Appalachian Development Highway System or Appalachian Local Access Road Contracts (included in Appalachian contracts only)

II. NONDISCRIMINATION

(23 CFR 230.107(a); 23 CFR Part 230, Subpart A, Appendix A; EO 11246)

I. GENERAL

1. Form FHWA-1273 must be physically incorporated in each construction contract funded under title 23, United States Code, as required in 23 CFR 633.102(b) (excluding Emergency contracts solely intended for debris removal). The contractor (or Subcontractor) must insert this form in each Subcontract and further require its inclusion in all lower tier Subcontracts (excluding purchase orders, rental agreements and other agreements for supplies or services). 23 CFR 633.102(e).

The provisions of this section related to 23 CFR Part 230, Subpart A, Appendix A are applicable to all Federal-aid construction contracts and to all related construction Subcontracts of \$10,000 or more. The provisions of 23 CFR Part 230 are not applicable to material supply, engineering, or architectural service contracts.

In addition, the contractor and all Subcontractors must comply with the following policies: Executive Order 11246, 41 CFR Part 60, 29 CFR Parts 1625-1627, 23 U.S.C. 140, Section 504 of the Rehabilitation Act of 1973, as amended (29 U.S.C. 794), Title VI of the Civil Rights Act of 1964, as amended (42 U.S.C. 2000d et seq.), and related regulations including 49 CFR Parts 21, 26, and 27; and 23 CFR Parts 200, 230, and 633.

The applicable requirements of Form FHWA-1273 are incorporated by reference for work done under any purchase order, rental agreement or agreement for other services. The prime contractor shall be responsible for compliance by any Subcontractor, lower-tier Subcontractor or service provider. 23 CFR 633.102(e).

The contractor and all Subcontractors must comply with: the requirements of the Equal Opportunity Clause in 41 CFR 60-1.4(b) and, for all construction contracts exceeding \$10,000, the Standard Federal Equal Employment Opportunity Construction Contract Specifications in 41 CFR 60-4.3.

Form FHWA-1273 must be included in all Federal-aid design-build contracts, in all Subcontracts and in lower tier Subcontracts (excluding Subcontracts for design services, purchase orders, rental agreements and other agreements for supplies or services) in accordance with 23 CFR 633.102. The design-builder shall be responsible for compliance by any Subcontractor, lower-tier Subcontractor or service provider.

Note: The U.S. Department of Labor has exclusive authority to determine compliance with Executive Order 11246 and the policies of the Secretary of Labor including 41 CFR Part 60, and 29 CFR Parts 1625-1627. The contracting agency and the FHWA have the authority and the responsibility to ensure compliance with 23 U.S.C. 140, Section 504 of the Rehabilitation Act of 1973, as amended (29 U.S.C. 794), and Title VI of the Civil Rights Act of 1964, as amended (42 U.S.C. 2000d et seq.), and related regulations including 49 CFR Parts 21, 26, and 27; and 23 CFR Parts 200, 230, and 633.

Contracting agencies may reference Form FHWA-1273 in solicitation-for-bids or request-for-Proposals documents, however, the Form FHWA-1273 must be physically incorporated (not referenced) in all contracts, Subcontracts and lower-tier Subcontracts (excluding purchase orders, rental agreements and other agreements for supplies or services related to a construction contract). 23 CFR 633.102(b).

The following provision is adopted from 23 CFR Part 230, Subpart A, Appendix A, with appropriate revisions to conform to the U.S. Department of Labor (US DOL) and FHWA requirements.

2. Subject to the applicability criteria noted in the following sections, these contract provisions shall apply to all work

1. Equal Employment Opportunity: Equal Employment Opportunity (EEO) requirements not to discriminate and to take affirmative action to assure equal opportunity as set forth under Laws, executive orders, rules, regulations (see 28 CFR Part 35, 29 CFR Part 1630, 29 CFR Parts 1625-1627, 41 CFR Part 60 and 49 CFR Part 27) and orders of the Secretary of Labor as modified by the provisions prescribed herein, and imposed pursuant to 23 U.S.C. 140, shall constitute the EEO and specific affirmative action standards for the contractor's project activities under this contract. The provisions of the Americans with Disabilities Act of 1990 (42 U.S.C. 12101 et seq.) set forth under 28 CFR Part 35 and 29 CFR Part 1630 are incorporated by reference in this contract. In the execution of this contract, the contractor agrees to comply with the following minimum specific requirement activities of EEO:

a. The contractor will work with the contracting agency and the Federal Government to ensure that it has made every good faith effort to provide equal opportunity with respect to all of its terms and conditions of employment and in their review of activities under the contract. 23 CFR 230.409 (g)(4) & (5).

b. The contractor will accept as its operating policy the following statement:

"It is the policy of this Company to assure that applicants are employed, and that employees are treated during employment, without regard to their race, religion, sex, sexual orientation, gender identity, color, national origin, age or disability. Such action shall include: employment, upgrading, demotion, or transfer; recruitment or recruitment advertising; layoff or termination; rates of pay or other forms of compensation; and selection for training, including apprenticeship, pre-apprenticeship, and/or on-the-job training."

2. EEO Officer: The contractor will designate and make known to the contracting officers an EEO Officer who will have the responsibility for and must be capable of effectively administering and promoting an active EEO program and who must be assigned adequate authority and responsibility to do so.

3. Dissemination of Policy: All members of the contractor's staff who are authorized to hire, supervise, promote, and discharge employees, or who recommend such action or are substantially involved in such action, will be made fully cognizant of and will implement the contractor's EEO policy and contractual responsibilities to provide EEO in each grade and classification of employment. To ensure that the above agreement will be met, the following actions will be taken as a minimum:

a. Periodic meetings of supervisory and personnel office employees will be conducted before the start of work and then not less often than once every six months, at which time the contractor's EEO policy and its implementation will be reviewed and explained. The meetings will be conducted by the EEO Officer or other knowledgeable company official.

b. All new supervisory or personnel office employees will be given a thorough indoctrination by the EEO Officer, covering all major aspects of the contractor's EEO obligations within thirty days following their reporting for duty with the contractor.

c. All personnel who are engaged in direct recruitment for the project will be instructed by the EEO Officer in the contractor's procedures for locating and hiring minorities and women.

d. Notices and posters setting forth the contractor's EEO policy will be placed in areas readily accessible to employees, applicants for employment and potential employees.

e. The contractor's EEO policy and the procedures to implement such policy will be brought to the attention of

employees by means of meetings, employee handbooks, or other appropriate means.

4. Recruitment: When advertising for employees, the contractor will include in all advertisements for employees the notation: "An Equal Opportunity Employer." All such advertisements will be placed in publications having a large circulation among minorities and women in the area from which the project work force would normally be derived.

a. The contractor will, unless precluded by a valid bargaining agreement, conduct systematic and direct recruitment through public and private employee referral sources likely to yield qualified minorities and women. To meet this requirement, the contractor will identify sources of potential minority group employees and establish with such identified sources procedures whereby minority and women applicants may be referred to the contractor for employment consideration.

b. In the event the contractor has a valid bargaining agreement providing for exclusive hiring hall referrals, the contractor is expected to observe the provisions of that agreement to the extent that the system meets the contractor's compliance with EEO contract provisions. Where implementation of such an agreement has the effect of discriminating against minorities or women, or obligates the contractor to do the same, such implementation violates Federal nondiscrimination provisions.

c. The contractor will encourage its present employees to refer minorities and women as applicants for employment. Information and procedures with regard to referring such applicants will be discussed with employees.

5. Personnel Actions: Wages, working conditions, and employee benefits shall be established and administered, and personnel actions of every type, including hiring, upgrading, promotion, transfer, demotion, layoff, and termination, shall be taken without regard to race, color, religion, sex, sexual orientation, gender identity, national origin, age or disability. The following procedures shall be followed:

a. The contractor will conduct periodic inspections of project sites to ensure that working conditions and employee facilities do not indicate discriminatory treatment of project site personnel.

b. The contractor will periodically evaluate the spread of wages paid within each classification to determine any evidence of discriminatory wage practices.

c. The contractor will periodically review selected personnel actions in depth to determine whether there is evidence of discrimination. Where evidence is found, the contractor will promptly take corrective action. If the review indicates that the discrimination may extend beyond the actions reviewed, such corrective action shall include all affected persons.

d. The contractor will promptly investigate all complaints of alleged discrimination made to the contractor in connection with its obligations under this contract, will attempt to resolve such complaints, and will take appropriate corrective action within a reasonable time. If the investigation indicates that the discrimination may affect persons other than the complainant, such corrective action shall include such other persons. Upon completion of each investigation, the contractor will inform every complainant of all of their avenues of appeal.

6. Training and Promotion:

a. The contractor will assist in locating, qualifying, and increasing the skills of minorities and women who are applicants for employment or current employees. Such efforts

TP 1000 – SPECIAL PROVISIONS AND CONTRACT REQUIREMENTS

should be aimed at developing full journey level status employees in the type of trade or job classification involved.

b. Consistent with the contractor's work force requirements and as permissible under Federal and State regulations, the contractor shall make full use of training programs (i.e., apprenticeship and on-the-job training programs for the geographical area of contract performance). In the event a special provision for training is provided under this contract, this subparagraph will be superseded as indicated in the special provision. The contracting agency may reserve training positions for persons who receive welfare assistance in accordance with 23 U.S.C. 140(a).

c. The contractor will advise employees and applicants for employment of available training programs and entrance requirements for each.

d. The contractor will periodically review the training and promotion potential of employees who are minorities and women and will encourage eligible employees to apply for such training and promotion.

7. Unions: If the contractor relies in whole or in part upon unions as a source of employees, the contractor will use Good Faith Efforts to obtain the cooperation of such unions to increase opportunities for minorities and women. 23 CFR 230.409. Actions by the contractor, either directly or through a contractor's association acting as agent, will include the procedures set forth below:

a. The contractor will use Good Faith Efforts to develop, in cooperation with the unions, joint training programs aimed toward qualifying more minorities and women for membership in the unions and increasing the skills of minorities and women so that they may qualify for higher paying employment.

b. The contractor will use Good Faith Efforts to incorporate an EEO clause into each union agreement to the end that such union will be contractually bound to refer applicants without regard to their race, color, religion, sex, sexual orientation, gender identity, national origin, age, or disability.

c. The contractor is to obtain information as to the referral practices and policies of the labor union except that to the extent such information is within the exclusive possession of the labor union and such labor union refuses to furnish such information to the contractor, the contractor shall so certify to the contracting agency and shall set forth what efforts have been made to obtain such information.

d. In the event the union is unable to provide the contractor with a reasonable flow of referrals within the time limit set forth in the collective bargaining agreement, the contractor will, through independent recruitment efforts, fill the employment vacancies without regard to race, color, religion, sex, sexual orientation, gender identity, national origin, age, or disability; making full efforts to obtain qualified and/or qualifiable minorities and women. The failure of a union to provide sufficient referrals (even though it is obligated to provide exclusive referrals under the terms of a collective bargaining agreement) does not relieve the contractor from the requirements of this paragraph. In the event the union referral practice prevents the contractor from meeting the obligations pursuant to Executive Order 11246, as amended, and these special provisions, such contractor shall immediately notify the contracting agency.

8. Reasonable Accommodation for Applicants / Employees with Disabilities: The contractor must be familiar with the requirements for and comply with the Americans with Disabilities Act and all rules and regulations established thereunder. Employers must provide reasonable accommodation in all

employment activities unless to do so would cause an undue hardship.

9. Selection of Subcontractors, Procurement of Materials and Leasing of Equipment: The contractor shall not discriminate on the grounds of race, color, religion, sex, sexual orientation, gender identity, national origin, age, or disability in the selection and retention of Subcontractors, including procurement of materials and leases of equipment. The contractor shall take all necessary and reasonable steps to ensure nondiscrimination in the administration of this contract.

a. The contractor shall notify all potential Subcontractors, Suppliers, and lessors of their EEO obligations under this contract.

b. The contractor will use Good Faith Efforts to ensure Subcontractor compliance with their EEO obligations.

10. Assurance Required by 49 CFR 26.13(b):

a. The requirements of 49 CFR Part 26 and the State DOT's FHWA-approved Disadvantaged Business Enterprise (DBE) program are incorporated by reference.

b. The contractor, subrecipient or Subcontractor shall not discriminate on the basis of race, color, national origin, or sex in the performance of this contract. The contractor shall carry out applicable requirements of 49 CFR part 26 in the award and administration of DOT-assisted contracts. Failure by the contractor to carry out these requirements is a Material Breach of this contract, which may result in the termination of this contract or such other remedy as the recipient deems appropriate, which may include, but is not limited to:

- (1) Withholding monthly progress payments;
- (2) Assessing sanctions;
- (3) Liquidated Damages; and/or
- (4) Disqualifying the contractor from future bidding as non-responsible.

c. The Title VI and nondiscrimination provisions of U.S. DOT Order 1050.2A at Appendixes A and E are incorporated by reference. 49 CFR Part 21.

11. Records and Reports: The contractor shall keep such records as necessary to document compliance with the EEO requirements. Such records shall be retained for a period of three years following the date of the Final Payment to the contractor for all contract work and shall be available at reasonable times and places for inspection by authorized representatives of the contracting agency and the FHWA.

a. The records kept by the contractor shall document the following:

- (1) The number and work hours of minority and non-minority group members and women employed in each work classification on the project;
- (2) The progress and efforts being made in cooperation with unions, when applicable, to increase employment opportunities for minorities and women; and
- (3) The progress and efforts being made in locating, hiring, training, qualifying, and upgrading minorities and women.

b. The contractors and Subcontractors will submit an annual report to the contracting agency each July for the duration of the project indicating the number of minority, women, and non-minority group employees currently engaged in each work classification required by the contract work. This information is to be reported on Form FHWA-1391. The staffing data should represent the project work force on board in all or any part of the last payroll period preceding the end of July. If on-the-job

training is being required by special provision, the contractor will be required to collect and report training data. The employment data should reflect the work force on board during all or any part of the last payroll period preceding the end of July.

III. NONSEGREGATED FACILITIES

This provision is applicable to all Federal-aid construction contracts and to all related construction Subcontracts of more than \$10,000. 41 CFR 60-1.5.

As prescribed by 41 CFR 60-1.8, the contractor must ensure that facilities provided for employees are provided in such a manner that segregation on the basis of race, color, religion, sex, sexual orientation, gender identity, or national origin cannot result. The contractor may neither require such segregated use by written or oral policies nor tolerate such use by employee custom. The contractor's obligation extends further to ensure that its employees are not assigned to perform their services at any location under the contractor's control where the facilities are segregated. The term "facilities" includes waiting rooms, work areas, restaurants and other eating areas, time clocks, restrooms, washrooms, locker rooms and other storage or dressing areas, parking lots, drinking fountains, recreation or entertainment areas, transportation, and housing provided for employees. The contractor shall provide separate or single-user restrooms and necessary dressing or sleeping areas to assure privacy between sexes.

IV. Davis-Bacon and Related Act Provisions

This section is applicable to all Federal-aid construction projects exceeding \$2,000 and to all related Subcontracts and lower-tier Subcontracts (regardless of Subcontract size), in accordance with 29 CFR 5.5. The requirements apply to all projects located within the right-of-way of a roadway that is functionally classified as Federal-aid highway. 23 U.S.C. 113. This excludes roadways functionally classified as local roads or rural minor collectors, which are exempt. 23 U.S.C. 101. Where applicable Law requires that projects be treated as a project on a Federal-aid highway, the provisions of this subpart will apply regardless of the location of the project. Examples include: Surface Transportation Block Grant Program projects funded under 23 U.S.C. 133 [excluding recreational trails projects], the Nationally Significant Freight and Highway Projects funded under 23 U.S.C. 117, and National Highway Freight Program projects funded under 23 U.S.C. 167.

The following provisions are from the U.S. Department of Labor regulations in 29 CFR 5.5 "Contract provisions and related matters" with minor revisions to conform to the FHWA- 1273 format and FHWA program requirements.

1. Minimum wages

a. All laborers and mechanics employed or working upon the site of the work, will be paid unconditionally and not less often than once a week, and without subsequent deduction or rebate on any account (except such payroll deductions as are permitted by regulations issued by the Secretary of Labor under the Copeland Act (29 CFR part 3)), the full amount of wages and bona fide fringe benefits (or cash equivalents thereof) due at time of payment computed at rates not less than those contained in the wage determination of the Secretary of Labor which is attached hereto and made a part hereof, regardless of any contractual relationship which may be alleged to exist between the contractor and such laborers and mechanics.

Contributions made or costs reasonably anticipated for bona fide fringe benefits under section 1(b)(2) of the Davis-Bacon Act on behalf of laborers or mechanics are considered wages paid to such laborers or mechanics, subject to the provisions of paragraph 1.d. of this section; also, regular contributions made or costs incurred for more than a weekly period (but not less often than quarterly) under plans, funds, or programs which cover the particular weekly period, are deemed to be constructively made or incurred during such weekly period. Such laborers and mechanics shall be paid the appropriate wage rate and fringe benefits on the wage determination for the classification of work actually performed, without regard to skill, except as provided in 29 CFR 5.5(a)(4). Laborers or mechanics performing work in more than one classification may be compensated at the rate specified for each classification for the time actually worked therein: Provided, That the employer's payroll records accurately set forth the time spent in each classification in which work is performed. The wage determination (including any additional classification and wage rates conformed under paragraph 1.b. of this section) and the Davis-Bacon poster (WH-1321) shall be posted at all times by the contractor and its Subcontractors at the site of the work in a prominent and accessible place where it can be easily seen by the workers.

b. (1) The contracting officer shall require that any class of laborers or mechanics, including helpers, which is not listed in the wage determination and which is to be employed under the contract shall be classified in conformance with the wage determination. The contracting officer shall approve an additional classification and wage rate and fringe benefits therefore only when the following criteria have been met:

- (i) The work to be performed by the classification requested is not performed by a classification in the wage determination; and
- (ii) The classification is utilized in the area by the construction industry; and
- (iii) The proposed wage rate, including any bona fide fringe benefits, bears a reasonable relationship to the wage rates contained in the wage determination.

(2) If the contractor and the laborers and mechanics to be employed in the classification (if known), or their representatives, and the contracting officer agree on the classification and wage rate (including the amount designated for fringe benefits where appropriate), a report of the action taken shall be sent by the contracting officer to the Administrator of the Wage and Hour Division, U.S. Department of Labor, Washington, DC 20210. The Administrator, or an authorized representative, will approve, modify, or disapprove every additional classification action within 30 days of receipt and so advise the contracting officer or will notify the contracting officer within the 30-day period that additional time is necessary.

(3) In the event the contractor, the laborers or mechanics to be employed in the classification or their representatives, and the contracting officer do not agree on the proposed classification and wage rate (including

the amount designated for fringe benefits, where appropriate), the contracting officer shall refer the questions, including the views of all interested parties and the recommendation of the contracting officer, to the Administrator for determination. The Administrator, or an authorized representative, will issue a determination within 30 days of receipt and so advise the contracting officer or will notify the contracting officer within the 30-day period that additional time is necessary.

(4) The wage rate (including fringe benefits where appropriate) determined pursuant to paragraphs 1.b.(2) or 1.b.(3) of this section, shall be paid to all workers performing work in the classification under this contract from the first day on which work is performed in the classification.

c. Whenever the minimum wage rate prescribed in the contract for a class of laborers or mechanics includes a fringe benefit which is not expressed as an hourly rate, the contractor shall either pay the benefit as stated in the wage determination or shall pay another bona fide fringe benefit or an hourly cash equivalent thereof.

d. If the contractor does not make payments to a trustee or other third person, the contractor may consider as part of the wages of any laborer or mechanic the amount of any costs reasonably anticipated in providing bona fide fringe benefits under a plan or program, Provided, That the Secretary of Labor has found, upon the written request of the contractor, that the applicable standards of the Davis-Bacon Act have been met. The Secretary of Labor may require the contractor to set aside in a separate account assets for the meeting of obligations under the plan or program.

2. Withholding (29 CFR 5.5)

The contracting agency shall upon its own action or upon written request of an authorized representative of the Department of Labor, withhold or cause to be withheld from the contractor under this contract, or any other Federal contract with the same prime contractor, or any other federally- assisted contract subject to Davis-Bacon prevailing wage requirements, which is held by the same prime contractor, so much of the accrued payments or advances as may be considered necessary to pay laborers and mechanics, including apprentices, trainees, and helpers, employed by the contractor or any Subcontractor the full amount of wages required by the contract. In the event of failure to pay any laborer or mechanic, including any apprentice, trainee, or helper, employed or working on the site of the work, all or part of the wages required by the contract, the contracting agency may, after written Notice to the contractor, take such action as may be necessary to cause the suspension of any further payment, advance, or guarantee of funds until such violations have ceased.

3. Payrolls and basic records

a. Payrolls and basic records relating thereto shall be maintained by the contractor during the course of the work and preserved for a period of three years thereafter for all laborers and mechanics working at the site of the work. Such records shall contain the name, address, and social security number of each such worker, his or her correct classification, hourly rates of wages paid (including rates of contributions or costs anticipated for bona fide fringe benefits or cash equivalents thereof of the types described in section 1(b)(2)(B) of the Davis-Bacon Act), daily and weekly number of hours worked, deductions made and actual wages paid. Whenever the Secretary of Labor has found under 29 CFR 5.5(a)(1)(iv) that

the wages of any laborer or mechanic include the amount of any costs reasonably anticipated in providing benefits under a plan or program described in section 1(b)(2)(B) of the Davis-Bacon Act, the contractor shall maintain records which show that the commitment to provide such benefits is enforceable, that the plan or program is financially responsible, and that the plan or program has been communicated in writing to the laborers or mechanics affected, and records which show the costs anticipated or the actual cost incurred in providing such benefits. Contractors employing apprentices or trainees under approved programs shall maintain written evidence of the registration of apprenticeship programs and certification of trainee programs, the registration of the apprentices and trainees, and the ratios and wage rates prescribed in the applicable programs.

b. (1) The contractor shall submit weekly for each week in which any contract work is performed a copy of all payrolls to the contracting agency. The payrolls submitted shall set out accurately and completely all of the information required to be maintained under 29 CFR 5.5(a)(3)(i), except that full social security numbers and home addresses shall not be included on weekly transmittals. Instead the payrolls shall only need to include an individually identifying number for each employee (e.g., the last four digits of the employee's social security number). The required weekly payroll information may be submitted in any form desired. Optional Form WH-347 is available for this purpose from the Wage and Hour Division Web site. The prime contractor is responsible for the submission of copies of payrolls by all Subcontractors. Contractors and Subcontractors shall maintain the full social security number and current address of each covered worker, and shall provide them upon request to the contracting agency for transmission to the State DOT, the FHWA or the Wage and Hour Division of the Department of Labor for purposes of an investigation or audit of compliance with prevailing wage requirements. It is not a violation of this section for a prime contractor to require a Subcontractor to provide addresses and social security numbers to the prime contractor for its own records, without weekly submission to the contracting agency.

(2) Each payroll submitted shall be accompanied by a "Statement of Compliance," signed by the contractor or Subcontractor or his or her agent who pays or supervises the payment of the persons employed under the contract and shall certify the following:

(i) That the payroll for the payroll period contains the information required to be provided under 29 CFR 5.5(a)(3)(ii), the appropriate information is being maintained under 29 CFR 5.5(a)(3)(i), and that such information is correct and complete;

(ii) That each laborer or mechanic (including each helper, apprentice, and trainee) employed on the contract during the payroll period has been paid the full weekly wages earned, without rebate, either directly or indirectly, and that no deductions have been made either directly or indirectly from the full wages earned, other than permissible deductions as set forth in 29 CFR part 3;

(iii) That each laborer or mechanic has been paid not less than the applicable wage rates and fringe benefits or cash equivalents for the classification of work performed, as specified in the applicable wage determination incorporated into the contract.

(3) The weekly submission of a properly executed certification set forth on the reverse side of Optional Form WH-347 shall

satisfy the requirement for submission of the "Statement of Compliance" required by paragraph 3.b.(2) of this section.

(4) The falsification of any of the above certifications may subject the contractor or Subcontractor to civil or criminal prosecution under 18 U.S.C. 1001 and 31 U.S.C. 231.

c. The contractor or Subcontractor shall make the records required under paragraph 3.a. of this section available for inspection, copying, or transcription by authorized representatives of the contracting agency, the State DOT, the FHWA, or the Department of Labor, and shall permit such representatives to interview employees during working hours on the job. If the contractor or Subcontractor fails to submit the required records or to make them available, the FHWA may, after written Notice to the contractor, the contracting agency or the State DOT, take such action as may be necessary to cause the suspension of any further payment, advance, or guarantee of funds. Furthermore, failure to submit the required records upon request or to make such records available may be grounds for debarment action pursuant to 29 CFR 5.12.

4. Apprentices and trainees (29 CFR 5.5)

a. Apprentices (programs of the USDOL). Apprentices will be permitted to work at less than the predetermined rate for the work they performed when they are employed pursuant to and individually registered in a bona fide apprenticeship program registered with the U.S. Department of Labor, Employment and Training Administration, Office of Apprenticeship Training, Employer and Labor Services, or with a State Apprenticeship Agency recognized by the Office, or if a Person is employed in his or her first 90 days of probationary employment as an apprentice in such an apprenticeship program, who is not individually registered in the program, but who has been certified by the Office of Apprenticeship Training, Employer and Labor Services or a State Apprenticeship Agency (where appropriate) to be eligible for probationary employment as an apprentice.

The allowable ratio of apprentices to journeymen on the job site in any craft classification shall not be greater than the ratio permitted to the contractor as to the entire work force under the registered program. Any worker listed on a payroll at an apprentice wage rate, who is not registered or otherwise employed as stated above, shall be paid not less than the applicable wage rate on the wage determination for the classification of work actually performed. In addition, any apprentice performing work on the job site in excess of the ratio permitted under the registered program shall be paid not less than the applicable wage rate on the wage determination for the work actually performed. Where a contractor is performing construction on a project in a locality other than that in which its program is registered, the ratios and wage rates (expressed in percentages of the journeyman's hourly rate) specified in the contractor's or Subcontractor's registered program shall be observed.

Every apprentice must be paid at not less than the rate specified in the registered program for the apprentice's level of progress, expressed as a percentage of the journeymen hourly rate specified in the applicable wage determination.

Apprentices shall be paid fringe benefits in accordance with the provisions of the apprenticeship program. If the apprenticeship program does not specify fringe benefits, apprentices must be paid the full amount of fringe benefits listed on the wage determination for the applicable classification. If the Administrator determines that a different practice prevails for

the applicable apprentice classification, fringes shall be paid in accordance with that determination.

In the event the Office of Apprenticeship Training, Employer and Labor Services, or a State Apprenticeship Agency recognized by the Office, withdraws approval of an apprenticeship program, the contractor will no longer be permitted to utilize apprentices at less than the applicable predetermined rate for the work performed until an acceptable program is approved.

b. Trainees (programs of the USDOL).

Except as provided in 29 CFR 5.16, trainees will not be permitted to work at less than the predetermined rate for the work performed unless they are employed pursuant to and individually registered in a program which has received prior approval, evidenced by formal certification by the U.S. Department of Labor, Employment and Training Administration. The ratio of trainees to journeymen on the job site shall not be greater than permitted under the plan approved by the Employment and Training Administration.

Every trainee must be paid at not less than the rate specified in the approved program for the trainee's level of progress, expressed as a percentage of the journeyman hourly rate specified in the applicable wage determination. Trainees shall be paid fringe benefits in accordance with the provisions of the trainee program. If the trainee program does not mention fringe benefits, trainees shall be paid the full amount of fringe benefits listed on the wage determination unless the Administrator of the Wage and Hour Division determines that there is an apprenticeship program associated with the

corresponding journeyman wage rate on the wage determination which provides for less than full fringe benefits for apprentices. Any employee listed on the payroll at a trainee rate who is not registered and participating in a training plan approved by the Employment and Training Administration shall be paid not less than the applicable wage rate on the wage determination for the classification of work actually performed. In addition, any trainee performing work on the job site in excess of the ratio permitted under the registered program shall be paid not less than the applicable wage rate on the wage determination for the work actually performed.

In the event the Employment and Training Administration withdraws approval of a training program, the contractor will no longer be permitted to utilize trainees at less than the applicable predetermined rate for the work performed until an acceptable program is approved.

c. Equal employment opportunity. The utilization of apprentices, trainees and journeymen under this part shall be in conformity with the equal employment opportunity requirements of Executive Order 11246, as amended, and 29 CFR part 30.

d. Apprentices and Trainees (programs of the U.S. DOT).

Apprentices and trainees working under apprenticeship and skill training programs which have been certified by the Secretary of Transportation as promoting EEO in connection with Federal-aid highway construction programs are not subject to the requirements of paragraph 4 of this Section IV. 23 CFR 230.111(e)(2). The straight time hourly wage rates for apprentices and trainees under such programs will be established by the particular programs. The ratio of apprentices and trainees to journeymen shall not be greater than permitted by the terms of the particular program.

5. Compliance with Copeland Act requirements. The contractor shall comply with the requirements of 29 CFR part 3, which are incorporated by reference in this contract as provided in 29 CFR 5.5.

6. Subcontracts. The contractor or Subcontractor shall insert Form FHWA-1273 in any Subcontracts and also require the Subcontractors to include Form FHWA-1273 in any lower tier Subcontracts. The prime contractor shall be responsible for the compliance by any Subcontractor or lower tier Subcontractor with all the contract clauses in 29 CFR 5.5.

7. Contract termination: debarment. A breach of the contract clauses in 29 CFR 5.5 may be grounds for termination of the contract, and for debarment as a contractor and a Subcontractor as provided in 29 CFR 5.12.

8. Compliance with Davis-Bacon and Related Act requirements. All rulings and interpretations of the Davis- Bacon and Related Acts contained in 29 CFR parts 1, 3, and 5 are herein incorporated by reference in this contract as provided in 29 CFR 5.5.

9. Disputes concerning labor standards. As provided in 29 CFR 5.5, Disputes arising out of the labor standards provisions of this contract shall not be subject to the general Disputes clause of this contract. Such Disputes shall be resolved in accordance with the procedures of the Department of Labor set forth in 29 CFR parts 5, 6, and 7. Disputes within the meaning of this clause include Disputes between the contractor (or any of its Subcontractors) and the contracting agency, the U.S. Department of Labor, or the employees or their representatives.

10. Certification of eligibility. (29 CFR 5.5)

- a. By entering into this contract, the contractor certifies that neither it (nor he or she) nor any Person or firm who has an interest in the contractor's firm is a Person or firm ineligible to be awarded Government contracts by virtue of section 3(a) of the Davis-Bacon Act or 29 CFR 5.12(a)(1).
- b. No part of this contract shall be Subcontracted to any Person or firm ineligible for award of a Government contract by virtue of section 3(a) of the Davis-Bacon Act or 29 CFR 5.12(a)(1).
- c. The penalty for making false statements is prescribed in the U.S. Criminal Code, 18 U.S.C. 1001.

V. CONTRACT WORK HOURS AND SAFETY STANDARDS ACT

Pursuant to 29 CFR 5.5(b), the following clauses apply to any Federal-aid construction contract in an amount in excess of \$100,000 and subject to the overtime provisions of the Contract Work Hours and Safety Standards Act. These clauses shall be inserted in addition to the clauses required by 29 CFR 5.5(a) or 29 CFR 4.6. As used in this paragraph, the terms laborers and mechanics include watchmen and guards.

1. Overtime requirements. No contractor or Subcontractor contracting for any part of the contract work which may require or involve the employment of laborers or mechanics shall require or permit any such laborer or mechanic in any workweek in which he or she is employed on such work to work in excess of forty hours in such workweek unless such laborer or mechanic receives compensation at a rate not less than one and one-half times the basic rate of pay for all hours worked in excess of forty hours in such workweek. 29 CFR 5.5.

2. Violation; liability for unpaid wages; Liquidated Damages. In the event of any violation of the clause set forth in paragraph 1 of this section, the contractor and any Subcontractor responsible

therefor shall be liable for the unpaid wages. In addition, such contractor and Subcontractor shall be liable to the United States (in the case of work done under contract for the District of Columbia or a territory, to such District or to such territory), for Liquidated Damages. Such Liquidated Damages shall be computed with respect to each individual laborer or mechanic, including watchmen and guards, employed in violation of the clause set forth in paragraph 1 of this section, in the sum currently provided in 29 CFR 5.5(b)(2)* for each calendar day on which such individual was required or permitted to work in excess of the standard workweek of forty hours without payment of the overtime wages required by the clause set forth in paragraph 1 of this section. 29 CFR 5.5.

* \$27 as of January 23, 2019 (See 84 FR 213-01, 218) as may be adjusted annually by the Department of Labor; pursuant to the Federal Civil Penalties Inflation Adjustment Act of 1990).

3. Withholding for unpaid wages and Liquidated Damages. The FHWA or the contracting agency shall upon its own action or upon written request of an authorized representative of the Department of Labor withhold or cause to be withheld, from any moneys payable on account of work performed by the contractor or Subcontractor under any such contract or any other Federal contract with the same prime contractor, or any other federally-assisted contract subject to the Contract Work Hours and Safety Standards Act, which is held by the same prime contractor, such sums as may be determined to be necessary to satisfy any liabilities of such contractor or Subcontractor for unpaid wages and Liquidated Damages as provided in the clause set forth in paragraph 2 of this section. 29 CFR 5.5.

4. Subcontracts. The contractor or Subcontractor shall insert in any Subcontracts the clauses set forth in paragraphs 1 through 4 of this section and also a clause requiring the Subcontractors to include these clauses in any lower tier Subcontracts. The prime contractor shall be responsible for compliance by any Subcontractor or lower tier Subcontractor with the clauses set forth in paragraphs 1 through 4 of this section. 29 CFR 5.5.

VI. SUBLETTING OR ASSIGNING THE CONTRACT

This provision is applicable to all Federal-aid construction contracts on the National Highway System pursuant to 23 CFR 635.116.

1. The contractor shall perform with its own organization contract work amounting to not less than 30 percent (or a greater percentage if specified elsewhere in the contract) of the total original Contract Price, excluding any specialty items designated by the contracting agency. Specialty items may be performed by Subcontract and the amount of any such specialty items performed may be deducted from the total original Contract Price before computing the amount of work required to be performed by the contractor's own organization (23 CFR 635.116).

a. The term "perform work with its own organization" in paragraph 1 of Section VI refers to workers employed or leased by the prime contractor, and equipment owned or rented by the prime contractor, with or without operators. Such term does not include employees or equipment of a Subcontractor or lower tier Subcontractor, agents of the prime contractor, or any other assignees. The term may include payments for the costs of hiring leased employees from an employee leasing firm meeting all relevant Federal and State regulatory requirements. Leased employees may only be included in this term if the prime contractor meets all of the following conditions: (based on longstanding interpretation)

- (1) the prime contractor maintains control over the supervision of the day-to-day activities of the leased employees;
- (2) the prime contractor remains responsible for the quality of the work of the leased employees;
- (3) the prime contractor retains all power to accept or exclude individual employees from work on the project; and
- (4) the prime contractor remains ultimately responsible for the payment of predetermined minimum wages, the submission of payrolls, statements of compliance and all other Federal regulatory requirements.

b. "Specialty Items" shall be construed to be limited to work that requires highly specialized knowledge, abilities, or equipment not ordinarily available in the type of contracting organizations qualified and expected to bid or propose on the contract as a whole and in general are to be limited to minor components of the overall contract. 23 CFR 635.102.

2. Pursuant to 23 CFR 635.116(a), the contract amount upon which the requirements set forth in paragraph (1) of Section VI is computed includes the cost of material and manufactured products which are to be purchased or produced by the contractor under the contract provisions.

3. Pursuant to 23 CFR 635.116(c), the contractor shall furnish (a) a competent superintendent or supervisor who is employed by the firm, has full authority to direct performance of the work in accordance with the contract requirements, and is in charge of all construction operations (regardless of who performs the work) and (b) such other of its own organizational resources (supervision, management, and engineering services) as the contracting officer determines is necessary to assure the performance of the contract.

4. No portion of the contract shall be sublet, assigned or otherwise disposed of except with the written consent of the contracting officer, or authorized representative, and such consent when given shall not be construed to relieve the contractor of any responsibility for the fulfillment of the contract. Written consent will be given only after the contracting agency has assured that each Subcontract is evidenced in writing and that it contains all pertinent provisions and requirements of the prime contract. (based on long- standing interpretation of 23 CFR 635.116).

5. The 30-percent self-performance requirement of paragraph (1) is not applicable to design-build contracts; however, contracting agencies may establish their own self-performance requirements. 23 CFR 635.116(d).

VII. SAFETY: ACCIDENT PREVENTION

This provision is applicable to all Federal-aid construction contracts and to all related Subcontracts.

1. In the performance of this contract the contractor shall comply with all applicable Federal, State, and local Laws governing safety, health, and sanitation (23 CFR Part 635). The contractor shall provide all safeguards, safety devices and protective equipment and take any other needed actions as it determines, or as the contracting officer may determine, to be reasonably necessary to protect the life and health of employees on the job and the safety of the public and to protect property in connection with the performance of the work covered by the contract. 23 CFR 635.108.

2. It is a condition of this contract, and shall be made a condition of each Subcontract, which the contractor enters into pursuant to this contract, that the contractor and any Subcontractor shall not permit any employee, in performance of the contract, to work in surroundings or under conditions which are unsanitary, hazardous

or dangerous to his/her health or safety, as determined under construction safety and health standards (29 CFR Part 1926) promulgated by the Secretary of Labor, in accordance with Section 107 of the Contract Work Hours and Safety Standards Act (40 U.S.C. 3704). 29 CFR 1926.10.

3. Pursuant to 29 CFR 1926.3, it is a condition of this contract that the Secretary of Labor or authorized representative thereof, shall have right of entry to any site of contract performance to inspect or investigate the matter of compliance with the construction safety and health standards and to carry out the duties of the Secretary under Section 107 of the Contract Work Hours and Safety Standards Act (40 U.S.C. 3704).

VIII. FALSE STATEMENTS CONCERNING HIGHWAY PROJECTS

This provision is applicable to all Federal-aid construction contracts and to all related Subcontracts.

In order to assure high quality and durable construction in conformity with approved plans and specifications and a high degree of reliability on statements and representations made by engineers, contractors, Suppliers, and workers on Federal- aid highway projects, it is essential that all persons concerned with the project perform their functions as carefully, thoroughly, and honestly as possible. Willful falsification, distortion, or misrepresentation with respect to any facts related to the project is a violation of Federal Law. To prevent any misunderstanding regarding the seriousness of these and similar acts, Form FHWA-1022 shall be posted on each Federal-aid highway project (23 CFR Part 635) in one or more places where it is readily available to all persons concerned with the project:

18 U.S.C. 1020 reads as follows:

"Whoever, being an officer, agent, or employee of the United States, or of any State or Territory, or whoever, whether a person, association, firm, or corporation, knowingly makes any false statement, false representation, or false report as to the character, quality, quantity, or cost of the material used or to be used, or the quantity or quality of the work performed or to be performed, or the cost thereof in connection with the submission of plans, maps, specifications, contracts, or costs of construction on any highway or related project submitted for approval to the Secretary of Transportation; or

Whoever knowingly makes any false statement, false representation, false report or false claim with respect to the character, quality, quantity, or cost of any work performed or to be performed, or materials furnished or to be furnished, in connection with the construction of any highway or related project approved by the Secretary of Transportation; or

Whoever knowingly makes any false statement or false representation as to material fact in any statement, certificate, or report submitted pursuant to provisions of the Federal-aid Roads Act approved July 11, 1916, (39 Stat. 355), as amended and supplemented;

Shall be fined under this title or imprisoned not more than 5 years or both."

IX. IMPLEMENTATION OF CLEAN AIR ACT AND FEDERAL WATER POLLUTION CONTROL ACT

(42 U.S.C. 7606; 2 CFR 200.88; EO 11738)

This provision is applicable to all Federal-aid construction contracts in excess of \$150,000 and to all related Subcontracts. 48 CFR 2.101; 2 CFR 200.326.

By submission of this bid/Proposal or the execution of this contract or Subcontract, as appropriate, the bidder, Proposer, Federal-aid construction contractor, Subcontractor, Supplier, or vendor agrees to comply with all applicable standards, orders

or regulations issued pursuant to the Clean Air Act (42 U.S.C. 7401-7671q) and the Federal Water Pollution Control Act, as amended (33 U.S.C. 1251-1387). Violations must be reported to the Federal Highway Administration and the Regional Office of the Environmental Protection Agency. 2 CFR Part 200, Appendix II.

The contractor agrees to include or cause to be included the requirements of this Section in every Subcontract, and further agrees to take such action as the contracting agency may direct as a means of enforcing such requirements. 2 CFR 200.326.

X. CERTIFICATION REGARDING DEBARMENT, SUSPENSION, INELIGIBILITY AND VOLUNTARY EXCLUSION

This provision is applicable to all Federal-aid construction contracts, design-build contracts, Subcontracts, lower-tier Subcontracts, purchase orders, lease agreements, consultant contracts or any other covered transaction requiring FHWA approval or that is estimated to cost \$25,000 or more – as defined in 2 CFR Parts 180 and 1200. 2 CFR 180.220 and 1200.220.

1. Instructions for Certification – First Tier Participants:

- a. By signing and submitting this Proposal, the prospective first tier participant is providing the certification set out below.
- b. The inability of a Person to provide the certification set out below will not necessarily result in denial of participation in this covered transaction. The prospective first tier participant shall submit an explanation of why it cannot provide the certification set out below. The certification or explanation will be considered in connection with the department or agency's determination whether to enter into this transaction. However, failure of the prospective first tier participant to furnish a certification or an explanation shall disqualify such a Person from participation in this transaction. 2 CFR 180.320.
- c. The certification in this clause is a material representation of fact upon which reliance was placed when the contracting agency determined to enter into this transaction. If it is later determined that the prospective participant knowingly rendered an erroneous certification, in addition to other remedies available to the Federal Government, the contracting agency may terminate this transaction for cause of default. 2 CFR 180.325.
- d. The prospective first tier participant shall provide immediate written Notice to the contracting agency to whom this Proposal is submitted if any time the prospective first tier participant learns that its certification was erroneous when submitted or has become erroneous by reason of changed circumstances. 2 CFR 180.345 and 180.350.
- e. The terms "covered transaction," "debarred," "suspended," "ineligible," "participant," "person," "principal," and "voluntarily excluded," as used in this clause, are defined in 2 CFR Parts 180, Subpart I, 180.900-180.1020, and 1200. "First Tier Covered Transactions" refers to any covered transaction between a recipient or subrecipient of Federal funds and a participant (such as the prime or general contract). "Lower Tier Covered Transactions" refers to any covered transaction under a First Tier Covered Transaction (such as Subcontracts). "First

Tier Participant" refers to the participant who has entered into a covered transaction with a recipient or subrecipient of Federal funds (such as the prime or general contractor). "Lower Tier Participant" refers any participant who has entered into a covered transaction with a First Tier Participant or other Lower Tier Participants (such as Subcontractors and Suppliers).

f. The prospective first tier participant agrees by submitting this Proposal that, should the proposed covered transaction be entered into, it shall not knowingly enter into any lower tier covered transaction with a Person who is debarred, suspended, declared ineligible, or voluntarily excluded from participation in this covered transaction, unless authorized by the department or agency entering into this transaction. 2 CFR 180.330.

g. The prospective first tier participant further agrees by submitting this Proposal that it will include the clause titled "Certification Regarding Debarment, Suspension, Ineligibility and Voluntary Exclusion-Lower Tier Covered Transactions," provided by the department or contracting agency, entering into this covered transaction, without modification, in all lower tier covered transactions and in all solicitations for lower tier covered transactions exceeding the \$25,000 threshold. 2 CFR 180.220 and 180.300.

h. A participant in a covered transaction may rely upon a certification of a prospective participant in a lower tier covered transaction that is not debarred, suspended, ineligible, or voluntarily excluded from the covered transaction, unless it knows that the certification is erroneous. 2 CFR 180.300; 180.320, and 180.325. A participant is responsible for ensuring that its principals are not suspended, debarred, or otherwise ineligible to participate in covered transactions. 2 CFR 180.335. To verify the eligibility of its principals, as well as the eligibility of any lower tier prospective participants, each participant may, but is not required to, check the System for Award Management website (<https://www.sam.gov>). 2 CFR 180.300, 180.320, and 180.325.

i. Nothing contained in the foregoing shall be construed to require the establishment of a system of records in order to render in good faith the certification required by this clause. The knowledge and information of the prospective participant is not required to exceed that which is normally possessed by a prudent Person in the ordinary course of business dealings.

j. Except for transactions authorized under paragraph (f) of these instructions, if a participant in a covered transaction knowingly enters into a lower tier covered transaction with a Person who is suspended, debarred, ineligible, or voluntarily excluded from participation in this transaction, in addition to other remedies available to the Federal Government, the department or agency may terminate this transaction for cause or default. 2 CFR 180.325.

2. Certification Regarding Debarment, Suspension, Ineligibility and Voluntary Exclusion – First Tier Participants:

- a. The prospective first tier participant certifies to the best of its knowledge and belief, that it and its principals:
 - (1) Are not presently debarred, suspended, proposed for debarment, declared ineligible, or voluntarily excluded from participating in covered transactions by any Federal department or agency, 2 CFR 180.335;
 - (2) Have not within a three-year period preceding this Proposal been convicted of or had a civil judgment rendered against them for commission of fraud or a criminal offense in connection with obtaining, attempting to obtain, or performing a public (Federal, State, or local) transaction or

TP 1000 – SPECIAL PROVISIONS AND CONTRACT REQUIREMENTS

contract under a public transaction; violation of Federal or State antitrust statutes or commission of embezzlement, theft, forgery, bribery, falsification or destruction of records, making false statements, or receiving stolen property, 2 CFR 180.800;

(3) Are not presently indicted for or otherwise criminally or civilly charged by a Governmental Entity (Federal, State or local) with commission of any of the offenses enumerated in paragraph (a)(2) of this certification, 2 CFR 180.700 and 180.800; and

(4) Have not within a three-year period preceding this application/Proposal had one or more public transactions (Federal, State or local) terminated for cause or default. 2 CFR 180.335(d).

(5) Are not a corporation that has been convicted of a felony violation under any Federal Law within the two-year period preceding this Proposal (USDOT Order 4200.6 implementing appropriations act requirements); and

(6) Are not a corporation with any unpaid Federal tax liability that has been assessed, for which all judicial and administrative remedies have been exhausted, or have lapsed, and that is not being paid in a timely manner pursuant to an agreement with the authority responsible for collecting the tax liability (USDOT Order 4200.6 implementing appropriations act requirements).

b. Where the prospective participant is unable to certify to any of the statements in this certification, such prospective participant should attach an explanation to this Proposal. 2 CFR 180.335 and 180.340.

3. Instructions for Certification - Lower Tier Participants:

(Applicable to all Subcontracts, purchase orders, and other lower tier transactions requiring prior FHWA approval or estimated to cost \$25,000 or more - 2 CFR Parts 180 and 1200). 2 CFR 180.220 and 1200.220.

a. By signing and submitting this Proposal, the prospective lower tier participant is providing the certification set out below.

b. The certification in this clause is a material representation of fact upon which reliance was placed when this transaction was entered into. If it is later determined that the prospective lower tier participant knowingly rendered an erroneous certification, in addition to other remedies available to the Federal Government, the department, or agency with which this transaction originated may pursue available remedies, including suspension and/or debarment.

c. The prospective lower tier participant shall provide immediate written Notice to the Person to which this Proposal is submitted if at any time the prospective lower tier participant learns that its certification was erroneous by reason of changed circumstances. 2 CFR 180.365.

d. The terms "covered transaction," "debarred," "suspended," "ineligible," "participant," "person," "principal," and "voluntarily excluded," as used in this clause, are defined in 2 CFR Parts 180, Subpart I, 180.900 – 180.1020, and 1200. You may contact the Person to which this Proposal is submitted for assistance in obtaining a copy of those regulations. "First Tier Covered Transactions" refers to any covered transaction between a recipient or subrecipient of Federal funds and a participant (such as the prime or general contract). "Lower Tier Covered Transactions" refers to any covered transaction under a First Tier Covered Transaction (such as Subcontracts). "First Tier Participant" refers to the participant who has entered into a

covered transaction with a recipient or subrecipient of Federal funds (such as the prime or general contractor). "Lower Tier Participant" refers any participant who has entered into a covered transaction with a First Tier Participant or other Lower Tier Participants (such as Subcontractors and Suppliers).

e. The prospective lower tier participant agrees by submitting this Proposal that, should the proposed covered transaction be entered into, it shall not knowingly enter into any lower tier covered transaction with a Person who is debarred, suspended, declared ineligible, or voluntarily excluded from participation in this covered transaction, unless authorized by the department or agency with which this transaction originated. 2 CFR 1200.220 and 1200.332.

f. The prospective lower tier participant further agrees by submitting this Proposal that it will include this clause titled "Certification Regarding Debarment, Suspension, Ineligibility and Voluntary Exclusion-Lower Tier Covered Transaction," without modification, in all lower tier covered transactions and in all solicitations for lower tier covered transactions exceeding the \$25,000 threshold. 2 CFR 180.220 and 1200.220.

g. A participant in a covered transaction may rely upon a certification of a prospective participant in a lower tier covered transaction that is not debarred, suspended, ineligible, or voluntarily excluded from the covered transaction, unless it knows that the certification is erroneous. A participant is responsible for ensuring that its principals are not suspended, debarred, or otherwise ineligible to participate in covered transactions. To verify the eligibility of its principals, as well as the eligibility of any lower tier prospective participants, each participant may, but is not required to, check the System for Award Management website (<https://www.sam.gov/>), which is compiled by the General Services Administration. 2 CFR 180.300, 180.320, 180.330, and 180.335.

h. Nothing contained in the foregoing shall be construed to require establishment of a system of records in order to render in good faith the certification required by this clause. The knowledge and information of participant is not required to exceed that which is normally possessed by a prudent Person in the ordinary course of business dealings.

i. Except for transactions authorized under paragraph e of these instructions, if a participant in a covered transaction knowingly enters into a lower tier covered transaction with a Person who is suspended, debarred, ineligible, or voluntarily excluded from participation in this transaction, in addition to other remedies available to the Federal Government, the department or agency with which this transaction originated may pursue available remedies, including suspension and/or debarment. 2 CFR 180.325.

* * * * *

Certification Regarding Debarment, Suspension, Ineligibility and Voluntary Exclusion--Lower Tier Participants:

1. The prospective lower tier participant certifies, by submission of this Proposal, that neither it nor its principals:

(a) is presently debarred, suspended, proposed for debarment, declared ineligible, or voluntarily excluded from participating in covered transactions by any Federal department or agency, 2 CFR 180.355;

(b) is a corporation that has been convicted of a felony violation under any Federal Law within the two-year period preceding this Proposal (USDOT Order 4200.6 implementing appropriations act requirements); and

(c) is a corporation with any unpaid Federal tax liability that has been assessed, for which all judicial and administrative remedies have been exhausted, or have lapsed, and that is not being paid in a timely manner pursuant to an agreement with the authority responsible for collecting the tax liability. (USDOT Order 4200.6 implementing appropriations act requirements)

2. Where the prospective lower tier participant is unable to certify to any of the statements in this certification, such prospective participant should attach an explanation to this Proposal.

XI. CERTIFICATION REGARDING USE OF CONTRACT FUNDS FOR LOBBYING

This provision is applicable to all Federal-aid construction contracts and to all related Subcontracts which exceed \$100,000. 49 CFR Part 20, App. A.

1. The prospective participant certifies, by signing and submitting this bid or Proposal, to the best of his or her knowledge and belief, that:

- a. No Federal appropriated funds have been paid or will be paid, by or on behalf of the undersigned, to any Person for influencing or attempting to influence an officer or employee of any Federal agency, a Member of Congress, an officer or employee of Congress, or an employee of a Member of Congress in connection with the awarding of any Federal contract, the making of any Federal grant, the making of any Federal loan, the entering into of any cooperative agreement, and the extension, continuation, renewal, amendment, or modification of any Federal contract, grant, loan, or cooperative agreement.
- b. If any funds other than Federal appropriated funds have been paid or will be paid to any Person for influencing or attempting to influence an officer or employee of any Federal agency, a Member of Congress, an officer or employee of Congress, or an employee of a Member of Congress in connection with this Federal contract, grant, loan, or cooperative agreement, the undersigned shall complete and submit Standard Form-LLL, "Disclosure Form to Report Lobbying," in accordance with its instructions.

2. This certification is a material representation of fact upon which reliance was placed when this transaction was made or entered into. Submission of this certification is a prerequisite for making or entering into this transaction imposed by 31 U.S.C. 1352. Any Person who fails to file the required certification shall be subject to a civil penalty of not less than \$10,000 and not more than \$100,000 for each such failure.

3. The prospective participant also agrees by submitting its bid or Proposal that the participant shall require that the language of this certification be included in all lower tier Subcontracts, which exceed \$100,000 and that all such recipients shall certify and disclose accordingly.

XII. USE OF UNITED STATES-FLAG VESSELS:

This provision is applicable to all Federal-aid construction contracts, design-build contracts, Subcontracts, lower-tier Subcontracts, purchase orders, lease agreements, or any other covered transaction. 46 CFR Part 381.

This requirement applies to material or equipment that is acquired for a specific Federal-aid highway project. 46 CFR 381.7. It is not applicable to goods or materials that come into inventories independent of an FHWA funded-contract.

When oceanic shipments (or shipments across the Great Lakes) are necessary for materials or equipment acquired for a specific Federal-aid construction project, the bidder, Proposer, contractor, Subcontractor, or vendor agrees:

1. To utilize privately owned United States-flag commercial vessels to ship at least 50 percent of the gross tonnage (computed separately for dry bulk carriers, dry cargo liners, and tankers) involved, whenever shipping any equipment, material, or commodities pursuant to this contract, to the extent such vessels are available at fair and reasonable rates for United States-flag commercial vessels. 46 CFR 381.7.

2. To furnish within 20 days following the date of loading for shipments originating within the United States or within 30 working days following the date of loading for shipments originating outside the United States, a legible copy of a rated, 'on-board' commercial ocean bill-of-lading in English for each shipment of cargo described in paragraph (b)(1) of this section to both the Contracting Officer (through the prime contractor in the case of Subcontractor bills-of-lading) and to the Office of Cargo and Commercial Sealift (MAR-620), Maritime Administration, Washington, DC 20590. (MARAD requires copies of the ocean carrier's (master) bills of lading, certified onboard, dated, with rates and charges. These bills of lading may contain business sensitive information and therefore may be submitted directly to MARAD by the Ocean Transportation Intermediary on behalf of the contractor). 46 CFR 381.7.

ATTACHMENT A - EMPLOYMENT AND MATERIALS PREFERENCE FOR APPALACHIAN DEVELOPMENT HIGHWAY SYSTEM OR APPALACHIAN LOCAL ACCESS ROAD CONTRACTS (23 CFR 633, Subpart B, Appendix B)

This provision is applicable to all Federal-aid projects funded under the Appalachian Regional Development Act of 1965.

1. During the performance of this contract, the contractor undertaking to do work which is, or reasonably may be, done as on-site work, shall give preference to qualified persons who regularly reside in the labor area as designated by the DOL wherein the contract work is situated, or the subregion, or the Appalachian counties of the State wherein the contract work is situated, except:
 - a. To the extent that qualified persons regularly residing in the area are not available.
 - b. For the reasonable needs of the contractor to employ supervisory or specially experienced personnel necessary to assure an efficient execution of the contract work.
 - c. For the obligation of the contractor to offer employment to present or former employees as the result of a lawful collective bargaining contract, provided that the number of nonresident persons employed under this subparagraph (1c) shall not exceed 20 percent of the total number of employees employed by the contractor on the contract work, except as provided in subparagraph (4) below.

2. The contractor shall place a job order with the State Employment Service indicating (a) the classifications of the laborers, mechanics and other employees required to perform the contract work, (b) the number of employees required in each classification, (c) the date on which the participant estimates such employees will be required, and (d) any other pertinent information required by the State Employment Service to complete the job order form. The job order may be placed with the State Employment Service in writing or by telephone. If during the course of the contract work, the information submitted by the contractor in the original job order is substantially modified, the participant shall promptly notify the State Employment Service.

3. The contractor shall give full consideration to all qualified job applicants referred to him by the State Employment Service. The contractor is not required to grant employment to any job applicants who, in his opinion, are not qualified to perform the classification of work required.

4. If, within one week following the placing of a job order by the contractor with the State Employment Service, the State Employment Service is unable to refer any qualified job applicants to the contractor, or less than the number requested, the State Employment Service will forward a certificate to the contractor indicating the unavailability of applicants. Such certificate shall be made a part of the contractor's permanent project records. Upon receipt of this certificate, the contractor may employ persons who do not normally reside in the labor area to fill positions covered by the certificate, notwithstanding the provisions of subparagraph (1c) above.

5. The provisions of 23 CFR 633.207(e) allow the contracting agency to provide a contractual preference for the use of mineral resource materials native to the Appalachian region.

6. The contractor shall include the provisions of Sections 1 through 4 of this Attachment A in every Subcontract for work which is, or reasonably may be, done as on-site work.

STANDARD FEDERAL EQUAL EMPLOYMENT OPPORTUNITY CONSTRUCTION CONTRACT SPECIFICATIONS

NOTICE OF REQUIREMENT FOR AFFIRMATIVE ACTION TO ENSURE EQUAL EMPLOYMENT OPPORTUNITY (EXECUTIVE ORDER 11246)

1. The Offeror's or Bidders attention is called to the "Equal Opportunity Clause" and the "Standard Federal Equal Employment Opportunity Construction Contract Specifications" set forth herein.
2. The goals and timetables for minority and female participation expressed in percentage terms for the Contractor's aggregate work force in each trade on all construction work in the covered area are as follows:

Goals for Women Apply Nationwide

GOALS AND TIMETABLES

<i>Timetable</i>	<i>Goals (percent)</i>
From Apr. 1, 1976 until March 31, 1979-----	3.1
-	
From Apr. 1, 1979 until March 31, 1980-----	5.1
-	
From Apr. 1, 1980 until March 31, 1981-----	6.9
-	

Goals for Minority Participation

South Carolina

SMSA Counties:.....	16.0
Greenville, Pickens, Spartanburg	
Non-SMSA Counties:.....	17.8
Abbeville, Anderson, Cherokee, Greenwood, Laurens, Oconee, Union	
SMSA Counties:.....	23.4
Lexington, Richland	
Non-SMSA Counties.....	32.0
Calhoun, Clarendon, Fairfield, Kershaw, Lee, Newberry, Orangeburg, Saluda, Sumter	
Non-SMSA Counties:.....	33.0
Chesterfield, Darlington, Dillon, Florence, Georgetown, Horry, Marion, Marlboro, Williamsburg	
SMSA Counties:.....	30.0
Berkeley, Charleston, Dorchester	
Non-SMSA Counties.....	30.7
Colleton	
Non-SMSA Counties.....	29.8
Beaufort, Hampton, Jasper	
Non-SMSA Counties.....	15.7
Chester Lancaster York	
Non-SMSA Counties:.....	32.8
Barnwell, Edgefield, McCormick, Allendale, Bamberg	
SMSA Counties:.....	27.2
Aiken	

These goals are applicable to all the Contractor's construction work (whether or not it is Federal or federally assisted) performed in the covered area. If the Contractor performs construction work in a geographical area located outside of the covered area, it shall apply the goals established for such geographical areas where the work is actually performed. With regard to this second area, the Contractor is

also subject to the goals for both its federally involved and non-federally involved construction.

The Contractor's compliance with the Executive Order and the regulations in 41 CFR Part 60-4 Shall be based on its implementation of the Equal Opportunity Clause, specific affirmative action obligations required by the specifications set forth in 41 CFR 60-4.3(a) and its efforts to meet the goals established for the geographical area where the contract resulting from this solicitation is to be performed. The hours of minority and female employment and training must be substantially uniform throughout the length of the contract, and in each trade, and the Contractor shall make a good faith effort to employ minorities and women evenly on each of its projects. The transfer of minority or female employees of trainees from Contractor to Contractor or from project to project for the sole purpose of meeting the Contractor's goals shall be a violation of the contract, the Executive Order and the regulations in 41 CFR Part 60-4. Compliance with the goals will be measured against the total work hours performed.

3. The Contractor shall provide written notification to the Director of the Office of Federal Contract Compliance Programs within 10 working days of award of any construction Subcontract in excess of \$10,000 at any tier for construction work under the contract resulting from this solicitation. The notification shall list the name, address and telephone number of the Subcontractor, employer identification number, estimated dollar amount of the Subcontract; estimated starting and completion dates of the Subcontract; and the geographical area in which the contract is to be performed.
4. As used in this Notice and in the contract resulting from this solicitation, the "covered area" is (insert description of the geographical areas where the contract is to be performed giving the state, county, and city, if any). The "covered area is the SMSA County or Counties or Non-SMSA County or Counties in which the contract work is performed.

STANDARD FEDERAL EQUAL EMPLOYMENT OPPORTUNITY CONSTRUCTION CONTRACT SPECIFICATIONS (EXECUTIVE ORDER 11246)

1. As used in these specifications:
 - a. "Covered area" means the geographical area described in the solicitation from which this contract resulted;
 - b. "Director" means Director, Office of Federal Contract Compliance Programs, United States Department of Labor, or any Person to whom the Director delegates authority;
 - c. "Employer identification number" means the Federal Social Security number used on the Employers Quarterly Federal Tax Return, U. S. Treasury Department Form 941.
 - d. "Minority" includes:
 - (i) Black (all persons having origins in any of the Black African racial groups not of Hispanic origin);
 - (ii) Hispanic (all persons of Mexican, Puerto Rican, Cuban, Central or South American or other Spanish Culture or origin regardless of race);
 - (iii) Asian or Pacific Islander (all persons having origins in any of the original peoples of the Far East, Southeast Asia, the Indian Subcontinent, or the Pacific Islands); and
 - (iv) American Indian or Alaskan Native (all persons having origins in any of the original peoples of North America and maintaining identifiable tribal affiliations through membership and participation or community identification).

2. Whenever the Contractor, or any Subcontractor at any tier, Subcontracts a portion of the work involving any construction trade, it shall physically include in each Subcontract in excess of \$10,000 the provisions of these specifications and the Notice which contains the applicable goals for minority and female participation and which is set forth in the solicitations from which this contract resulted.
3. If the Contractor is participating (pursuant to 41 CFR 60-4.5) in a Hometown Plan approved by the U. S. Department of Labor in the covered area either individually or through an association, its affirmative action obligations on all work in the Plan area (including goals and timetables) shall be in accordance with that Plan for those trades which have unions participating in the Plan. Contractors must be able to demonstrate their participation in and compliance with the provisions of any such Hometown Plan. Each Contractor or Subcontractor participating in an approved Plan is individually required to comply with its obligations under the EEO clause, and to make a good faith effort to achieve each goal under the Plan in each trade in which it has employees. The overall good faith performance by other Contractors or Subcontractors toward a goal in an approved Plan does not excuse any covered Contractor's or Subcontractor's failure to take Good Faith Efforts to achieve the Plan goals and timetables.
4. The Contractor shall implement the specific affirmative action standards provided in paragraphs 7a through p of these specifications. The goals set forth in the solicitation from which this contract resulted are expressed as percentages of the total hours of employment and training of minority and female utilization the Contractor should reasonably be able to achieve in which it has employees in each construction trade in which it has employees in the covered area. Covered construction contractors performing construction work in geographical areas where they do not have a Federal or federally assisted construction contract shall apply the minority and female goals established for the geographical area where the work is being performed. Goals are published periodically in the Federal Register in Notices form and such Notices may be obtained from any Office of Federal Contract Compliance Programs office or from Federal procurement contracting officers. The Contractor is expected to make substantially uniform progress toward its goals in each craft during the period specified.
5. Neither the provisions of any collective bargaining agreement, nor the failure by a union with whom the Contractor has a collective bargaining agreement to refer either minorities or women shall excuse the Contractor's obligations under these specifications, Executive Order 11246, or the regulations promulgated pursuant thereto.
6. In order for the non-working training hours of apprentices and trainees to be counted in meeting the goals, such apprentices and trainees must be employed by the Contractor during the training period, and the Contractor must have made a commitment to employ the apprentices and trainees at the completion of their training, subject to the availability of employment opportunities. Trainees must be trained pursuant to training programs approved by the U. S. Department of Labor.
7. The Contractor shall take specific affirmative actions to ensure equal employment opportunity. The evaluation of the Contractor's compliance with these specifications shall be based upon its effort to achieve maximum results from its actions. The Contractor shall document these efforts fully, and shall implement affirmative action steps at least as extensive as the following:
 - a. Ensure and maintain a working Environment free of harassment, intimidation, and coercion at all sites, and in all facilities at which the Contractor's employees are assigned to work. The Contractor where possible, will assign two or more women to each construction project. The Contractor shall specifically ensure that all foremen, superintendents and other on-site supervisory personnel are aware of and carry out the Contractor's obligation to maintain such a working environment, with specific attention to minority of female individuals working at such sites or in such facilities.
 - b. Establish and maintain a current list of minority and female recruitment sources, provide written notification to minority recruitment sources and to community organizations when the Contractor or its unions have employment opportunities available and maintain a record of the organization's responses.
 - c. Maintain a current file of the names, addresses and telephone numbers of each minority and female off-the-street applicant and minority or female referral from a union, a recruitment source or community organization and of what action was taken with respect to each individual. If such individual was sent to the union hiring hall for referral and was not referred back to the Contractor by the union or, if referred, not employed by the Contractor, this shall be documented in the file with the reason therefor, along with whatever additional actions the Contractor may taken.
 - d. Provide immediate written notification to the Director when union or unions with which the Contractor has a collective bargaining agreement has not referred to the Contractor a minority Person or woman sent by the Contractor, or when the Contractor has other information that the union referral process has impeded the Contractor's efforts to meet his obligations.
 - e. Develop on-the-job training opportunities and/or participate in training programs for the area which expressly include minorities and women, including upgrading programs and apprenticeship and trainee programs relevant to the Contractor's employment needs, especially those programs funded by the Department of Labor. The Contractor shall provide Notice of these programs to the sources compiled under 7b above.
 - f. Disseminate the Contractor's EEO policy to unions and training programs and requesting their cooperation in assisting the Contractor in meeting its EEO obligations; by including it in any policy manual and collective bargaining agreement; by publicizing it in the company newspaper, annual report, etc.; by specific review of the policy with all management personnel and with all minority and female employees at least once a year; and by posting the company EEO policy on bulletin boards accessible to all employees at each location where construction work is performed.
 - g. Review at least annually, the company's EEO policy and affirmative action obligations under these specifications with all employees having any responsibility for hiring, assignment, layoff, termination or other employment decisions including specific review of these items with on-site supervisory personnel such as Superintendents, General Foremen, etc., prior to the initialization of construction work at any job site. A written record shall be made and maintained identifying the time and place of these meetings, persons attending, subject matter discussed, and disposition of the subject matter.
 - h. Disseminate the Contractor's EEO policy externally by including it in any advertising in the news media, specifically including minority and female news media, and providing written notification to and discussing the Contractor's EEO policy with other Contractors and Subcontractors with whom the Contractor does or anticipates doing business.
 - i. Direct its recruitment efforts, both oral and written, to minority, female and community organizations, to schools with minority and female students and to minority and female recruitment and training organizations serving the Contractor's recruitment area and employment needs. Not later than one month prior to the date for the acceptance of applications for apprenticeship or other training by any recruitment source, the Contractor shall send written notification to organizations such as the above, describing

- the openings, screening procedures and tests to be used in the selection process.
- j. Encourage present minority and female employees to recruit other minority persons and women and where reasonable, provide after school, summer, and vacation employment to minority and female youth both on the site and in other areas of a Contractor's work force.
 - k. Validate all tests and other selection requirements where there is an obligation to do so under 41 CFR Part 60-3.
 - l. Conduct, at least annually, an inventory and evaluation at least of all minority and female personnel for promotional opportunities and encourage these employees to seek or to prepare for, through appropriate training, etc., such opportunities.
 - m. Ensure that all seniority practices, job classifications, work assignments and other personnel practices, do not have a discriminatory effect by continually monitoring all personnel and employment related activities to ensure that the EEO policy and the Contractor's obligations under these specifications are being carried out.
 - n. Ensure that all facilities and company activities are non-segregated except that separate or single-user toilet and necessary changing facilities shall be provided to assure privacy between the sexes.
 - o. Document and maintain a record of all solicitations of offers for Subcontracts from minority and female construction contractors and Suppliers, including circulation of solicitations to minority and female contractor associations and other business associations.
 - p. Conduct a review, at least annually of all supervisors' adherence to and performance under the Contractor's EEO policies and affirmative action obligations.
8. Contractors are encouraged to participate in voluntary associations which assist in fulfilling one or more of their affirmative action obligations (7a through p). The efforts of a contractor association joint contractor-union, contractor-community, or other similar group of which the Contractor is a member and participant, may be asserted as fulfilling any one or more of its obligations under 7a through p of these specifications provided that the contractor actively participates in the group, makes every effort to assure that the group has a positive impact on the employment of minorities and women in the industry, ensures that the concrete benefits of the program are reflected in the contractor's minority and female work force participation, makes a good faith effort to meet its individual goals and timetables, and can provide access to documentation which demonstrates the effectiveness of actions taken on behalf of the Contractor. The obligation to comply, however, is the Contractor's and failure of such a group to fulfill an obligation shall not be a defense for the Contractor's noncompliance.
 9. A single goal for minorities and a separate single goal for women have been established. The Contractor, however, is required to provide equal employment opportunity and take affirmative action for all minority groups, both male and female, and all women, both minority and non-minority. Consequently, the Contractor may be in violation of the Executive Order if a particular group is employed in a substantially disparate manner (for example, even though the Contractor may be in violation of the Executive Order if a specific minority group of women is underutilized).
 10. The Contractor shall not use the goals and timetables or affirmative action standards to discriminate against any Person because of race, color, religion, sex, or national origin.
 11. The Contractor shall not enter into any Subcontract with any Person or firm debarred from the Government contracts pursuant to the executive Order 11246.
 12. The Contractor shall carry out such sanctions and penalties for violation of these specifications and the Equal Opportunity Clause, including suspensions, termination and cancellation of the existing Subcontracts as may be imposed or ordered pursuant to Executive Order 11246, as amended. and its implementing regulations, by the Office if the Federal Compliance Programs. Any Contractor who fails to carry out such sanctions and penalties shall be in violation of the specifications and Executive Order 11246, as amended.
 13. The Contractor, in fulfilling its obligations under these specifications, shall implement specific affirmative action steps, at least as extensive as those standards prescribed in paragraph 7 of these specifications, so as to achieve maximum results from its efforts to ensure equal employment opportunity. If the Contractor fails to comply with the requirements of the executive Order, the implementing regulations, or these specifications, the Director shall proceed in accordance with 41 CFR 60-4-8.
 14. The Contractor shall designate a responsible official to monitor all employment related activity to ensure that the company EEO policy is being carried out, to submit reports relating to the provisions hereof as may be required by the Government and to keep records. Records shall at least include for each employee the name, address, telephone numbers, construction trade, union affiliation if any employee identification number when assigned, social security number, race, sex status (e.g., Mechanic, apprentice, trainee, helper, or laborer), dates of changes in status, hours worked per week in the indicated trade, rate of pay, and location at which the work was performed. Records shall be maintained in an easily understandable and retrievable form; however, to the degree that the existing records satisfy this requirement, contractors shall not be required to maintain separate records.
 15. Nothing herein provided shall be construed as a limitation upon the application of other Laws which establish different standards of compliance or upon the application of requirements for the hiring of local or other area residents (e.g. those under the Public Works Employment Act of 1977 and the Community Development Block Grant Program).

TP 1000 – SPECIAL PROVISIONS AND CONTRACT REQUIREMENTS

Crane.....\$ 18.93

Grader/Blade

 Calhoun, Fairfield,
 Kershaw, Richland, Saluda..\$ 18.44
 Lexington.....\$ 18.54
Hydroseeder.....\$ 11.00 **
Loader (Front End).....\$ 17.22
Mechanic.....\$ 15.25 **
Milling Machine.....\$ 11.84 **
Paver.....\$ 13.93 **
Roller
 Calhoun, Fairfield,
 Kershaw, Richland, Saluda..\$ 14.98 **
 Lexington.....\$ 15.10 **
Scraper.....\$ 12.71 **
Screed.....\$ 13.56 **
Tractor.....\$ 13.28 **

TRUCK DRIVER

Dump Truck
 Calhoun, Fairfield,
 Kershaw, Richland, Saluda..\$ 13.29 **
 Lexington.....\$ 13.22 **
Lowboy Truck.....\$ 14.11 **

WELDERS - Receive rate prescribed for craft performing
operation to which welding is incidental.
=====

** Workers in this classification may be entitled to a higher minimum wage under Executive Order 14026 (\$16.20) or 13658 (\$12.15). Please see the Note at the top of the wage determination for more information.

Note: Executive Order (EO) 13706, Establishing Paid Sick Leave for Federal Contractors applies to all contracts subject to the Davis-Bacon Act for which the contract is awarded (and any solicitation was issued) on or after January 1, 2017. If this contract is covered by the EO, the contractor must provide employees with 1 hour of paid sick leave for every 30 hours they work, up to 56 hours of paid sick leave each year. Employees must be permitted to use paid sick leave for their own illness, injury or other health-related needs, including preventive care; to assist a family member (or Person who is like family to the employee) who is ill, injured, or has other health-related needs, including preventive care; or for reasons resulting from, or to assist a family member (or Person who is like family to the employee) who is a victim of, domestic violence, sexual assault, or stalking. Additional information on contractor requirements and worker protections under the EO is available at <https://www.dol.gov/agencies/whd/government-contracts>.

Unlisted classifications needed for work not included within the scope of the classifications listed may be added after

award only as provided in the labor standards contract clauses (29CFR 5.5 (a) (1) (ii)).

The body of each wage determination lists the classification and wage rates that have been found to be prevailing for the cited type(s) of construction in the area covered by the wage determination. The classifications are listed in alphabetical order of "identifiers" that indicate whether the particular rate is a union rate (current union negotiated rate for local), a survey rate (weighted average rate) or a union average rate (weighted union average rate).

Union Rate Identifiers

A four letter classification abbreviation identifier enclosed in dotted lines beginning with characters other than "SU" or "UAVG" denotes that the union classification and rate were prevailing for that classification in the survey. Example: PLUM0198-005 07/01/2014. PLUM is an abbreviation identifier of the union which prevailed in the survey for this classification, which in this example would be Plumbers. 0198 indicates the local union number or district council number where applicable, i.e., Plumbers Local 0198. The next number, 005 in the example, is an internal number used in processing the wage determination. 07/01/2014 is the Effective Date of the most current negotiated rate, which in this example is July 1, 2014.

Union prevailing wage rates are updated to reflect all rate changes in the collective bargaining agreement (CBA) governing this classification and rate.

Survey Rate Identifiers

Classifications listed under the "SU" identifier indicate that no one rate prevailed for this classification in the survey and the published rate is derived by computing a weighted average rate based on all the rates reported in the survey for that classification. As this weighted average rate includes all rates reported in the survey, it may include both union and non-union rates. Example: SULA2012-007 5/13/2014. SU indicates the rates are survey rates based on a weighted average calculation of rates and are not majority rates. LA indicates the State of Louisiana. 2012 is the year of survey on which these classifications and rates are based. The next number, 007 in the example, is an internal number used in producing the wage determination. 5/13/2014 indicates the survey completion date for the classifications and rates under that identifier.

Survey wage rates are not updated and remain in effect until a new survey is conducted.

Union Average Rate Identifiers

Classification(s) listed under the UAVG identifier indicate that no single majority rate prevailed for those classifications; however, 100% of the data reported for the classifications was union data. EXAMPLE: UAVG-OH-0010 08/29/2014. UAVG indicates that the rate is a weighted union

average rate. OH indicates the state. The next number, 0010 in the example, is an internal number used in producing the wage determination. 08/29/2014 indicates the survey completion date for the classifications and rates under that identifier. A UAVG rate will be updated once a year, usually in January of each year, to reflect a weighted average of the current negotiated/CBA rate of the union locals from which the rate is based.

WAGE DETERMINATION APPEALS PROCESS

1.) Has there been an initial decision in the matter? This can be:

- * an existing published wage determination
- * a survey underlying a wage determination
- * a Wage and Hour Division letter setting forth a position on a wage determination matter
- * a conformance (additional classification and rate) ruling

On survey related matters, initial contact, including requests for summaries of surveys, should be with the Wage and Hour National Office because National Office has responsibility for the Davis-Bacon survey program. If the response from this initial contact is not satisfactory, then the process described in 2.) and 3.) should be followed.

With regard to any other matter not yet ripe for the formal process described here, initial contact should be with the Branch of Construction Wage Determinations. Write to:

Branch of Construction Wage Determinations
Wage and Hour Division
U.S. Department of Labor
200 Constitution Avenue, N.W.
Washington, DC 20210

2.) If the answer to the question in 1.) is yes, then an interested party (those affected by the action) can request review and reconsideration from the Wage and Hour Administrator (See 29 CFR Part 1.8 and 29 CFR Part 7). Write to:

Wage and Hour Administrator
U.S. Department of Labor
200 Constitution Avenue, N.W.
Washington, DC 20210

The request should be accompanied by a full statement of the interested party's position and by any information (wage payment data, project description, area practice material, etc.) that the requestor considers relevant to the issue.

3.) If the decision of the Administrator is not favorable, an interested party may appeal directly to the Administrative Review Board (formerly the Wage Appeals Board). Write to:

Administrative Review Board
U.S. Department of Labor

TP 1000 – SPECIAL PROVISIONS AND CONTRACT REQUIREMENTS

200 Constitution Avenue, N.W.
Washington, DC 20210

4.) All decisions by the Administrative Review Board are final.

=====

END OF GENERAL DECISION

TECHNICAL PROVISION ATTACHMENTS

FOR THE DESIGN & CONSTRUCTION

of

**CAROLINA CROSSROADS PHASE 3 – I-20/26/126 SYSTEM
INTERCHANGES (P039720)**

RICHLAND and LEXINGTON COUNTIES, SOUTH CAROLINA

A DESIGN-BUILD PROJECT

BY AND BETWEEN

SOUTH CAROLINA DEPARTMENT OF TRANSPORTATION

and

[insert legal name of Design-builder]

Dated as of: _____, 20__